



Thursday, September 19, 2019
Tax Increment Financing (TIF) Board

First Floor Conference Room (City Hall)
3815 Sachse Road, Building B
6:30 p.m.

A. Regular Meeting

1. Call to Order: The Tax Increment Financing (TIF) Board of the City of Sachse will hold a Regular Meeting on Thursday, September 19, 2019 at 6:30 p.m. in the first floor conference room at Sachse City Hall, 3815 Sachse Road, Building B, Sachse, Texas to consider the following items of business:
2. Invocation and Pledge of Allegiance to the U.S. and Texas Flags.
3. Consider approval of the September 26, 2018 regular meeting minutes.
4. Consider receiving the City of Sachse Investment Policy for FY 2018-2019, as amended by City Council on October 15, 2018.
5. Consider accepting the Quarterly Investment Reports for the fourth quarter of the 2017-2018 fiscal year and the first, second, and third quarters of the 2018-2019 fiscal year.
6. Consider acceptance of the TIF District Incremental Values and Annual Report.
7. Receive an update on the 2019 TIF Zone Project.
8. Adjournment.

I, the undersigned authority, do hereby certify that this notice of meeting was posted in accordance with the regulations of the Texas Open Meetings Act and was posted on the bulletin board, an accessible location at Sachse City Hall.

A handwritten signature in black ink that reads "Michelle Lewis Sirianni".

Michelle Lewis Sirianni, City Secretary

Accommodation requests for persons with disabilities should be made at least 48 hours prior to the meeting by contacting Lauren Rose, ADA Coordinator, via phone at 972.429.4770, via email at lrose@cityofsachse.com, or by appointment at 3815 Sachse Road, Building B, Sachse, Texas 75048.

**Agenda Item Details**

Meeting	Sep 19, 2019 - Tax Increment Financing (TIF) Board
Category	A. Regular Meeting
Subject	3. Consider approval of the September 26, 2018 regular meeting minutes.
Access	Public
Type	Action
Preferred Date	Sep 19, 2019
Recommended Action	Approve the minutes of the September 26, 2018 TIF Board meeting.

Public Content**BACKGROUND**

The TIF Board held its annual meeting on Wednesday, September 26, 2018. The minutes from that meeting must be approved before being officially posted.

RECOMMENDATION

Approve the minutes of the September 26, 2018, TIF Board meeting.

09.26.18 Minutes.pdf (357 KB)

City of Sachse, Texas

President George Bush Turnpike

Tax Increment Financing (TIF Zone)

Board of Directors

Members Present:

Edward Brown

Michelle Howarth

Masha Taruntayeva

Paul Watkins

Staff Present:

Teresa Savage, Finance Director

The President George Bush Turnpike Tax Increment Financing (TIF Zone) Board of Directors met on Wednesday, September 26, 2018 at 6:30 p.m. at the **Sachse Municipal Building, 3815-B Sachse Road, Sachse, Texas** to consider the following items of business:

1. Call to Order: Councilman Paul Watkins called the meeting to order at 6:41 p.m.
2. Invocation and Pledge of Allegiance to the U.S. and Texas Flags.
3. Consider approval of the minutes of the September 26, 2017 regular meeting: Ed Brown moved to approve the minutes of the September 26, 2017 regular TIF Board meeting. Michelle Howarth seconded the motion, and the motion passed unanimously.
4. Consider receiving the City of Sachse Investment Policy for FY 2017-2018 as amended by the City Council on October 16, 2017: Teresa Savage summarized the changes to the Investment Policy which were approved by City Council on October 16, 2017. Motion by Ed Brown, seconded by Masha Taruntayeva; motion passed unanimously.
5. Consider and take action on the Quarterly Investment Reports for the fourth quarter of the 2016-2017 fiscal year, and the first, second, and third quarters of 2017-2018 fiscal year: Copies of the Quarterly Investment Reports presented to City Council for 2016-2017 and 2017-2018 fiscal year were made available for board review. Motion by Ed Brown, second by Michelle Howarth to accept the Quarterly Investment Reports as presented; motion carried unanimously.
6. Consider receipt of the TIF District Incremental Values and Annual Report: Teresa Savage summarized the current year and historical revenue within the TIF District. Motion by Ed Brown, second by Masha Taruntayeva to accept the TIF District Incremental Values and Annual Report. Motion carried unanimously.

7. Update on projects in the TIF Zone: Teresa Savage presented the latest information on completed and pending projects within the TIF Zone. No action required.

There being no further business, Councilman Paul Watkins declared the meeting adjourned at 7:09 p.m.

Chairman

Vice-Chairman



Agenda Item Details

Meeting	Sep 19, 2019 - Tax Increment Financing (TIF) Board
Category	A. Regular Meeting
Subject	4. Consider receiving the City of Sachse Investment Policy for FY 2018-2019, as amended by City Council on October 15, 2018.
Access	Public
Type	Action
Preferred Date	Sep 19, 2019
Recommended Action	Approve the City of Sachse, Sachse Economic Development Corporation, Sachse Municipal Development District, and President George Bush Turnpike Reinvestment Zone Tax Increment Investment Policy ("Sachse Investment Policy").

Public Content

BACKGROUND

The City's Investment Policy is to be reviewed on an annual basis, and the City Council must approve any modifications made thereto. The City's current Investment Policy was reviewed by City Council on October 15, 2018 in accordance with the Public Funds Investment Act (PFIA). The purpose of this agenda item before the TIF Board is to formally accept the changes approved by City Council.

POLICY

PFIA and Sachse Investment Policy require annual review of the policy by City Council and the boards of all component units of the City.

RECOMMENDATION

Approve the City of Sachse, Sachse Economic Development Corporation, Sachse Municipal Development District, and President George Bush Turnpike Reinvestment Zone Tax Increment Investment Policy ("Sachse Investment Policy").

10.01.2018 to 09.30.19 Initial Signatures.pdf (903 KB)

RESOLUTION NO. _____

A RESOLUTION OF THE CITY COUNCIL OF THE CITY OF SACHSE, TEXAS, ADOPTING THE CITY OF SACHSE, SACHSE ECONOMIC DEVELOPMENT CORPORATION, SACHSE MUNICIPAL DEVELOPMENT DISTRICT AND PRESIDENT GEORGE BUSH TURNPIKE REINVESTMENT ZONE TAX INCREMENT FUND INVESTMENT POLICY (“SACHSE INVESTMENT POLICY”) ATTACHED HERETO AS EXHIBIT “A”; DECLARING THAT THE CITY COUNCIL HAS COMPLETED ITS REVIEW OF THE INVESTMENT POLICY AND INVESTMENT STRATEGIES OF THE CITY AND THAT EXHIBIT “A” RECORDS ANY CHANGES TO EITHER THE INVESTMENT POLICY OR INVESTMENT STRATEGIES; PROVIDING A REPEALING CLAUSE; PROVIDING A SEVERABILITY CLAUSE; AND PROVIDING FOR AN EFFECTIVE DATE.

WHEREAS, in accordance with the Public Funds Investment Act, Chapter 2256, TEX. GOV’T CODE, the City Council of the City of Sachse, Texas by resolution adopted an investment policy; and

WHEREAS, Section 2256.005, Tex. Gov’t Code requires the City Council to review the investment policies and investment strategies not less than annually and to adopt a resolution or order stating the review has been completed and recording any changes made to either the investment policies or investment strategies.

NOW, THEREFORE, BE IT RESOLVED BY THE CITY COUNCIL OF THE CITY OF SACHSE, TEXAS, THAT:

SECTION 1. The Sachse Investment Policy, attached hereto as Exhibit “A” be and the same is hereby adopted and shall govern the investment policies and investment strategies for the City, and shall define the authority of the investment official of the City from and after the effective date of this Resolution.

SECTION 2. That the City Council of the City of Sachse has completed its review of the investment policies and investment strategies and any changes made to either the investment policies or investment strategies are recorded in Exhibit “A” hereto.

SECTION 3. That all provisions of the Resolutions of the City of Sachse, Texas, in conflict with the provisions of this Resolution be, and the same are hereby, repealed, and all other provisions of the Resolutions of the City not in conflict with the provisions of this resolution shall remain in full force and effect.

SECTION 4. That should any word, sentence, paragraph, subdivision, clause, phrase or section of this Resolution, be adjudged or held to be void or unconstitutional, the same shall not

affect the validity of the remaining portions of said resolution, which shall remain in full force and effect.

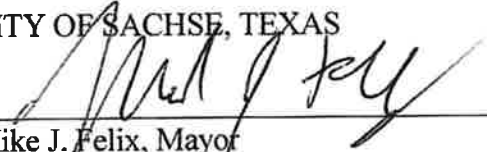
SECTION 5. That this Resolution shall become effective immediately from and after its passage.

SECTION 6. This Resolution shall take effect immediately from and after its passage, and it is accordingly so resolved.

DULY RESOLVED AND ADOPTED by the City Council of the City of Sachse, Texas, this the 15th day of October, 2018.



CITY OF SACHSE, TEXAS


Mike J. Felix, Mayor

ATTEST:



Michelle Lewis Sirianni, City Secretary

Exhibit "A"
CITY OF SACHSE
SACHSE ECONOMIC DEVELOPMENT CORPORATION
SACHSE MUNICIPAL DEVELOPMENT DISTRICT
PRESIDENT GEORGE BUSH TURNPIKE REINVESTMENT ZONE TAX INCREMENT
FUND
INVESTMENT POLICY

I. Policy

Throughout this Investment Policy, the City of Sachse, Sachse Economic Development Corporation, Sachse Municipal Development District, and President George Bush Turnpike Reinvestment Zone Tax Increment Fund shall be singularly referred to as "ENTITY" and collectively referred to as "SACHSE."

It is the policy of SACHSE to invest public funds in a manner which will provide the highest investment return with the maximum security while meeting the daily cash flow demands of SACHSE and conforming to the Public Funds Investment Act ("PFIA"), Chapter 2256 of the Texas Government Code, and all other State and local statutes governing the investment of public funds.

II. Scope

This Investment Policy applies to all funds or financial resources available for investment under SACHSE's financial control and accounted for in the City of Sachse's Comprehensive Annual Financial Report (CAFR) which includes the General Fund, Debt Service Fund, Special Revenue Fund, Capital Projects Fund, Water and Sewer Enterprise Fund, Sachse Economic Development Corporation Fund, President George Bush Turnpike Reinvestment Zone Tax Increment Fund, and any new fund created by SACHSE unless specifically exempt.

To maximize the effective investment of assets, all funds may pool their cash balances for investment purposes. The income derived from investing activities will be distributed to the various funds based on calculation of their average balances.

III. Prudence

Investments shall be made with judgment and care, under circumstances then prevailing, which persons of prudence, discretion and intelligence exercise in the management of their own affairs, not for speculation, but for investment, considering the probable safety of their capital as well as the probable income to be derived.

The standard of prudence to be used by Investment Officers shall be the "prudent person" standard and shall be applied in the context of managing an overall portfolio. Investment Officers, acting in accordance with written procedures and the Investment Policy and exercising due diligence, shall be relieved of personal responsibility for an

individual investment's credit risk or market price changes, provided deviation from expectations are reported immediately upon knowledge of the deviation and appropriate action is taken to control adverse developments.

IV. Objective

The primary objectives, in priority order, of SACHSE investment activities shall be:

- A. **Safety:** Safety of principal is the foremost objective of the investment program. Investments of SACHSE shall be undertaken in a manner that seeks to ensure the preservation of capital in the overall portfolio.
- B. **Liquidity:** The SACHSE investment portfolio will remain sufficiently liquid to enable SACHSE to meet all operating requirements which might be reasonably anticipated.
- C. **Public Trust:** Investment Officers shall seek to act responsibly as custodians of the public trust. Investment Officers shall avoid any transaction that might impair public confidence in SACHSE's ability to govern effectively.
- D. **Return on Investments:** SACHSE's investment portfolio shall be designed with the objective of attaining a rate of return throughout budgetary and economic cycles, commensurate with SACHSE's investment risk constraints and the cash flow characteristics of the portfolio.

V. Delegation of Authority

Management responsibility for the investment program is hereby delegated to the Director of Finance and the Finance Manager of the City of Sachse (the "Investment Officers"). The Director of Finance shall establish written procedures for the operation of the investment program consistent with this Investment Policy. Procedures should include reference to: safekeeping, repurchase agreements, wire transfer agreements, banking service contracts, and collateral/depository agreements. Such procedures shall include explicit delegation of authority to persons responsible for investment transactions. No person may engage in an investment transaction except as provided under the terms of this Investment Policy and the procedures established by the Director of Finance. The Investment Officers shall be responsible for all transactions undertaken and shall establish a system of controls to regulate the activities of subordinates.

VI. Ethics and Conflicts of Interest

Investment Officers involved in the investment process shall refrain from personal business activity that could conflict with proper execution of the investment program, or which could impair their ability to make impartial investment decisions. Investment Officers shall disclose to SACHSE any material financial interest in financial institutions

that conduct business within this jurisdiction, and they shall further disclose any large personal financial/investment positions that could be related to the performance of SACHSE, particularly with regard to the time of purchases and sales.

Investment Officers involved in the investment process shall adhere to the business relationship and other disclosure requirements as described in the PFIA 2256.005(i) by filing statements with the Texas Ethics Commission and each ENTITY's governing body.

VII. Authorized Broker/Dealers

The list of authorized broker/dealers shall be annually approved by the City Council (Appendix A). These may include "primary" dealers or regional dealers that qualify under Securities & Exchange Commission Rule 15C3-1 (uniform net capital rule).

All financial institutions and broker/dealers who desire to become qualified bidders for investment transactions must supply the Investment Officer with the following: audited financial statements, proof of Financial Industry Regulatory Authority (FINRA) certification, trading resolution, and/or proof of State registration, as applicable.

It is at the discretion of the Investment Officer as to which authorized broker/dealer shall be used for any buy/sell transactions.

VIII. Investment Strategy

SACHSE's basic investment strategy for all financial assets is to preserve principal. In order to achieve that objective, SACHSE restricts the authorized investment instruments to those with suitable and limited credit and market risk. In order to make effective use of SACHSE's resources, all monies may be pooled into one portfolio, if practical, except for those monies required to be accounted for in other accounts as stipulated by applicable laws, bond covenants, ordinances, contracts, agreements, or other policies.

The objective of liquidity stems from the need of SACHSE to maintain available cash balances sufficient to cover financial outlays. Since the timing and amount of some financial disbursements are not predictable, fund-type strategies shall adjust for the uncertainty of projected cash flows.

Investment marketability will be maintained based on the fund-type strategies to sufficiently and reasonably assure that investments could be liquidated prior to the maturity, if cash needs dictate.

Whenever practical or appropriate, it is the policy of SACHSE to diversity its investment portfolio. Assets held in the investment portfolio may be diversified to minimize the risk of loss resulting from concentration of assets in a specific maturity, a specific issuer, or a specific class of investment.

SACHSE funds shall seek to achieve a competitive yield appropriate for each strategy. Yield objectives shall at all times be subordinate to the objectives of safety and liquidity. Tax-exempt debt proceeds shall be invested to maximize the interest earnings retained by SACHSE, while at the same time fully complying with all applicable State laws and federal regulations, including the arbitrage rebate regulations. A competitive yield environment shall be achieved by soliciting quotes from multiple investment providers, monitoring comparable investment alternatives, and reviewing general market conditions.

The overall investment strategy of SACHSE is based on the premise that a certain amount of SACHSE's funds will be needed to pay current year expenditures or for projects that are to be complete within a specific time frame. Remaining funds are considered to be reserves and, barring any unforeseen emergencies or events beyond SACHSE's control, it is considered that these funds may be invested, within the maturity limits of this Policy, in an advantageous position on the yield curve. It is understood that investments in longer term instruments are sensitive to changes in interest rates and other market conditions; however, it is SACHSE's belief that such investments may be held to maturity if necessary.

SACHSE may maintain one portfolio in which all funds under its control are pooled for investment purposes. Within the pooled portfolio are fund components, each having an investment strategy as described below:

A. Governmental Funds – the funds through which most governmental functions are financed and the primary operating funds of SACHSE. The investment strategy must allow for the investment of anticipated cash flows to meet the anticipated expenditures of the following funds:

1. General Fund
2. Debt Service Fund
3. Special Revenue Fund
4. Capital Projects Fund
5. Sachse Economic Development Corporation Fund
6. President George Bush Reinvestment Zone Tax Increment Fund

The yield of an equally weighted, rolling three-month Treasury Bill portfolio will be the minimum yield objective.

B. Proprietary Funds - the funds used in SACHSE's business-type activities or Enterprise activities financed primarily by user charges and fees. The strategy for these funds is to time investment maturities to anticipated cash requirements. The projects may require investments with short to intermediate maturities.

The yield of an equally weighted, rolling six-month Treasury Bill portfolio will be the minimum yield objective.

- C The Debt Service and Interest/Sinking Funds should consist of short-term investments, whose maturities meet the scheduled debt service payments. Reserves may be invested in longer-term investments.

The yield of an equally weighted, rolling three-month Treasury Bill portfolio will be the minimum yield objective.

- D. Special Revenue Fund and other Non-operating Funds investments should be in short-term instruments with maturities laddered to meet projected cash needs. Reserves are idle funds that may be invested in intermediate to long-term investments after analysis of future plans for use of the funds.

The yield of an equally weighted, rolling six-month Treasury Bill portfolio will be the minimum yield objective.

IX. Authorized & Suitable Investments

SACHSE is empowered by statute to invest in the following:

A. Obligations of, or guaranteed by, governmental entities:

1. obligations of the United States or its agencies and instrumentalities, including the Federal Home Loan Banks;
2. direct obligations of this State or its agencies and instrumentalities;
3. other obligations, the principal and interest of which are unconditionally guaranteed or insured by, or backed by the full faith and credit of this State or the United States or their respective agencies and instrumentalities, including obligations that are fully guaranteed or insured by the Federal Deposit Insurance Corporation or by the explicit full faith and credit of the United States; and
4. obligations of states, agencies, counties, cities, and other political subdivisions of any state rated as to investment quality by a nationally recognized investment rating firm not less than A or its equivalent.

B. Financial Institution Deposits: A financial institution deposit is an authorized investment under this Policy if the deposit is with a state or national bank, a savings and loan association, or credit union that is:

1. guaranteed or insured by the Federal Deposit Insurance Corporation or its successor, or the National Credit Union Share Insurance Fund, or its successor;

2. secured by obligations that are described in Section XII Collateralization; and
3. executed through a depository institution or broker that has its main office or a branch office in Texas and meets the requirements of the PFIA.

C. Repurchase Agreements:

1. A fully collateralized repurchase agreement is an authorized investment if the repurchase agreement:
 - (a) has a defined termination date;
 - (b) is secured by cash or obligations described by Section IX.A1;
 - (c) requires the cash or securities being purchased by SACHSE to be delivered versus payment to SACHSE, held in SACHSE's account with a third party selected and approved by SACHSE; and
 - (d) is placed through a primary government securities dealer, as defined by the Federal Reserve, or a financial institution doing business in this State.
2. "Repurchase agreement" means a simultaneous agreement to buy, hold for a specified time, and sell back at a future date, obligations described by Section IX.A1 at a market value at the time the funds are disbursed of not less than the principal amount of the funds disbursed.

D. Mutual Funds:

1. A no-load money market mutual fund is an authorized investment under this Policy if the mutual fund:
 - (a) is registered with and regulated by the Securities and Exchange Commission;
 - (b) provides SACHSE with a prospectus and other information as required by the Securities Exchange Act of 1934 (15 U.S.C. Section 78a et seq.) or the Investment Company Act of 1940 (15 U.S.C. Section 80a-1 et seq.);
 - (c) has a dollar-weighted average stated maturity in compliance with regulations;
 - (d) includes in its investment objectives the maintenance of a stable net asset value of \$1.0000 for each share; and

- (e) is continuously rated no lower than AAAm or at an equivalent rating by one nationally recognized rating service.
2. SACHSE is not authorized by this section to invest its funds or funds under its control, including bond proceeds and reserves and other funds held for debt service, in any one mutual fund in an amount that exceeds 10 percent of the total assets of the mutual fund.

E. Investment Pools:

1. SACHSE may invest its funds and funds under its control through an eligible investment pool if each ENTITY's governing body by rule, order, ordinance, or resolution, as appropriate, authorizes investment in the particular pool. An investment pool shall invest the funds it receives from entities in authorized investments permitted by the PFIA 2256.016.
2. To be eligible to receive funds from and invest funds on behalf of an entity under the PFIA 2256.016, an investment pool must furnish to the Investment Officers or other authorized representative of the entity an offering circular or other similar disclosure instrument that contains at a minimum, the following information:
 - (a) the types of investments in which money is allowed to be invested;
 - (b) the maximum average dollar-weighted maturity allowed, based on the stated maturity date, of the pool;
 - (c) the maximum stated maturity date any investment security within the portfolio has;
 - (d) the objectives of the pool;
 - (e) the size of the pool;
 - (f) the names of the members of the advisory board of the pool and the dates their terms expire;
 - (g) the custodian bank that will safekeep the pool's assets;
 - (h) whether the intent of the pool is to maintain a net asset value of one dollar and the risk of market price fluctuation;
 - (i) whether the only source of payment is the assets of the pool at market value or whether there is a secondary source of payment,

such as insurance or guarantees, and a description of the secondary source of payment;

- (j) the name and address of the independent auditor of the pool;
 - (k) the requirements to be satisfied for an entity to deposit funds in and withdraw funds from the pool and any deadlines or other operating policies required for the entity to invest funds in and withdraw funds from the pool; and
 - (l) the performance history of the pool, including yield, average dollar-weighted maturities, and expense ratios.
3. To maintain eligibility to receive funds from and invest funds on behalf of an entity under the PFIA 2256.016, at a minimum an investment pool must furnish to the Investment Officer or other authorized representative of the entity:
- (a) investment transaction confirmations; and
 - (b) a monthly report that contains, as a minimum, the following information:
 - (1) the types and percentage breakdown of securities in which the pool is invested;
 - (2) the current average dollar-weighted maturity, based on the stated maturity date, of the pool;
 - (3) the current percentage of the pool's portfolio in investments that have stated maturities of more than one year;
 - (4) the book value versus the market value of the pool's portfolio, using amortized cost valuation;
 - (5) the size of the pool;
 - (6) the number of participants in the pool;
 - (7) the custodian bank that is safekeeping the assets in the pool;
 - (8) a listing of daily transaction activity of the entity participating in the pool;
 - (9) the yield and expense ratio of the pool;

- (10) the portfolio managers of the pool; and
 - (11) any changes or addenda to the offering circular.
4. SACHSE, by contract, may delegate to an investment pool the authority to hold legal title as custodian of investments purchased with its local funds.
 5. Investment Pool "yield" shall be calculated in accordance with regulations governing the registration of open-end management investment companies under the Investment Company Act of 1940, as promulgated from time to time by the Federal Securities and Exchange Commission.
 6. A public funds investment pool utilized as a cash-equivalent investment must mark its portfolio to market daily and, to the extent reasonably possible, stabilize at a \$1.00 net asset value. If the ratio of the market value of the portfolio divided by the book value of the portfolio is less than 0.995 or greater than 1.005, portfolio holdings may be sold as necessary to maintain the ratio between 0.995 and 1.005.
 7. An Investment pool must have an advisory board composed:
 - (a) Equally of participants in the pool and other persons who do not have a business relationship with the pool and are qualified to advise the pool, for pools created under Chapter 791 Texas State Code and managed by a state agency; or
 - (b) of participants in the pool and other persons who do not have a business relationship with the pool and are qualified to advise the pool, for other investment pools.
 8. A public funds investment pool must be continuously rated no lower than AAA or AAAM or at an equivalent rating by one nationally recognized rating service.
 9. If the investment pool operates an Internet website, the information in a disclosure instrument or report described in Subsections (b), (c)(2), and (f) must be posted on the website.
 10. To maintain eligibility to receive funds from and invest funds on behalf of an entity under this chapter, an investment pool must make available to the entity an annual audited financial statement of the investment pool in which the entity has funds invested.
 11. If an investment pool offers fee breakpoints based on fund balances invested, the investment pool in advertising investment rates must include

either all levels of return based on the breakpoints provided or state the lowest possible level of return based on the smallest level of funds invested.

X. Unauthorized Investments

The following are not authorized investments under this section:

- A. Obligations whose payment represents the coupon payments on the outstanding principal balance of the underlying mortgage-backed security collateral and pays no principal;
- B. Obligations whose payment represents the principal stream of cash flow from the underlying mortgage-backed security collateral and bears no interest; and
- C. Collateralized mortgage obligations.

Any Authorized & Suitable Investment that requires a minimum rating does not qualify during the period the investment does not have the minimum rating. SACHSE shall take all prudent measures that are consistent with this Policy to liquidate an investment that does not have the minimum rating. Additionally, SACHSE is not required to liquidate investments that were authorized at the time of purchase.

XI. Depository

In compliance with State legislation, a primary Depository shall be selected through SACHSE'S banking services procurement process, which shall include a formal request for application (RFA). In selecting a depository the Director of Finance shall conduct a review of prospective depository's credit characteristics and financial history.

No public deposit shall be made except in a qualified public depository as established by State laws.

XII. Collateralization

Collateralization will be required on two types of investments: financial institution deposits (in amounts exceeding F.D.I.C. insurance coverage) and repurchase agreements. With the exception of Letters of Credit issued for 100% of amount, the minimum collateralization level will be 102% of market value of principal and accrued interest, less F.D.I.C. insurance when applicable.

SACHSE chooses to limit collateral (including letters of credit) to the obligations of, or guaranteed by, governmental entities as outlined in the Public Funds Collateral Act.

All financial institution deposits shall be insured or collateralized in compliance with applicable State law. SACHSE reserves the right, in its sole discretion, to accept or

reject any form of insurance or collateralization pledged towards depository deposits. Financial institutions serving as depositories will be required to sign a depository agreement with SACHSE. The collateralized deposit portion of the agreement shall define SACHSE's rights to the collateral in case of default, bankruptcy, or closing and shall establish a perfected security interest in compliance with Federal and State regulations, including:

- The agreement must be in writing;
- The agreement has to be executed by the Depository and SACHSE contemporaneously with the acquisition of the asset;
- The agreement must be approved by the Board of Directors or designated committee of the Depository and a copy of the meeting minutes must be delivered to SACHSE; and
- The agreement must be part of the Depository's "official record" continuously since its execution.

Securities pledged as collateral shall be held by an independent third party acceptable to SACHSE. The custodial agreement is to specify the acceptable investment securities as collateral, including provisions relating to possession of the collateral, the substitution or release of investment securities, ownership of securities at default, and the method of valuation of securities.

XIII. Safekeeping and Custody

All security transactions, including collateral for repurchase agreements, entered into by SACHSE shall be conducted on a delivery-versus-payment (DVP) basis. Securities will be held in an account in SACHSE's name by a third party safekeeping agent/custodian designated by the Investment Officers and evidenced by safekeeping receipts.

XIV. Electronic Fund Transfer

SACHSE may use electronic means to transfer or invest all funds collected or controlled by the local government.

XV. Diversification

SACHSE will diversify its investments by types, maturity dates, and/or institutions, as appropriate.

XVI. Maximum Maturities and Weighted Average Maturity

To the extent possible, SACHSE will attempt to match its anticipated cash flow requirements with maturing investments. SACHSE will not directly invest in instruments

maturing more than 2 years from the date of purchase, with the maximum weighted average maturity for the total portfolio to not exceed twelve months. However, SACHSE may collateralize its repurchase agreements using longer-dated investments not to exceed 5 years to maturity.

Reserve funds may be invested in instruments up to and including 5 years if the maturities of such investments are made to coincide as nearly as practicable with the expected use of the funds.

XVII. Internal Control

The Director of Finance shall establish an annual process of independent review by an external auditor in conjunction with the annual audit. This review will provide internal control by assuring compliance with policies and procedures.

XVIII. Performance Standards

The investment portfolio shall be designed with the objective of obtaining a rate of return throughout budgetary and economic cycles, commensurate with the investment risk constraints and the cash flow needs. "Weighted Average Yield to Maturity" shall be the standard for calculating portfolio rate of return.

XIX. Reporting

- A. The Investment Officers shall prepare and submit quarterly a written report of investment transactions for all funds covered by this Investment Policy for the preceding reporting period.
- B. The report must include the following:
 - 1. describe in detail the investment position of SACHSE on the date of the report;
 - 2. be prepared jointly by all Investment Officers of SACHSE;
 - 3. be signed by each Investment Officer of SACHSE;
 - 4. contain a summary statement of each pooled fund group that states the:
 - (a) beginning market value for the reporting period;
 - (b) ending market value for the period; and
 - (c) fully accrued interest for the period.

5. state the book value and market value of each separately invested asset at the beginning and end of the reporting period by type of asset and fund type invested;
 6. state the maturity date of each separately invested asset that has a maturity date;
 7. state the account or fund or pooled group fund in the local government for which each individual investment was acquired; and
 8. state the compliance of the Investment Portfolio of the local government as it relates to:
 - (a) the Investment Strategy expressed in SACHSE's Investment Policy; and
 - (b) relevant provisions of the PFIA.
- C. The report shall be presented not less than quarterly to each ENTITY's governing body within a reasonable time after the end of the period.
- D. The market values and credit ratings presented in all portfolio reports shall be accurate and reliable estimates of the investment's true value and risk. Market value and credit rating sources may include, but are not limited to, rating agency reports, newspapers, financial websites, custodian reports, broker/dealer reports, and investment advisor research.

XX. Investment Policy Adoption

SACHSE's Investment Policy shall be adopted by resolution of each ENTITY's governing body. This Policy shall be reviewed annually and any modifications made thereto must be approved by each ENTITY's governing body. Each ENTITY's governing body shall adopt a written instrument attesting to each annual review.

XXI. Auditor

As part of the annual audit, the independent auditor must formally review the quarterly investment reports to comply with the PFIA and report the results of that review to each ENTITY's governing body.

XXII. Training

In order to ensure qualified and capable investment management, the Investment Officers, their designated subordinates, Treasurer, and Chief Financial Officer of SACHSE shall attend training that includes education in investment controls, security risks, strategy risks, market risks, diversification of investment portfolio, and PFIA

compliance. SACHSE approves the Government Finance Officers' Association, Government Finance Officers' Association of Texas, Government Treasurers' Organization of Texas, North Central Texas Council of Governments, Texas City Managers Association, Texas Municipal League, and University of North Texas as independent sources of training.

Each individual shall attend training accumulating at least 10 hours of instruction within twelve months of assuming investment-related responsibilities; and shall then receive not less than 8 hours of investment-related instruction within each subsequent two-year period aligned with SACHSE's fiscal year end.


XXIII. Donated Investments

This Policy does not apply to an investment donated to SACHSE for a particular purpose or under terms of use specified by the donor.

XXIV. Investment Policy Certification


The qualified representative of any business organization (including: investment pool and discretionary investment management firm) offering to engage in an investment transaction must execute a written instrument substantially to the effect that the business organization has received and reviewed the Investment Policy and that the business organization has implemented reasonable procedures and controls in an effort to preclude imprudent investment activities arising out of investment transactions conducted between the organization and SACHSE.

PASSED AND APPROVED by the City Council of the City of Sachse, Texas this 15th day of October, 2018.



Mayor
City of Sachse, Texas

ATTEST:



City Secretary
City of Sachse, Texas



Acknowledged by the Sachse Economic Development Corporation, Texas this 15
day of November, 2018.



President
Sachse Economic Development Corporation

ATTEST:



Executive Director
Sachse Economic Development Corporation

Acknowledged by the Sachse Municipal Development District, Texas this 15 day
of November, 2018.

President
Sachse Municipal Development District

ATTEST:

Executive Director
Sachse Municipal Development District

Acknowledged by the President George Bush Turnpike Reinvestment Zone Tax
Increment Fund, Texas this _____ day of _____, 2018.

President
President George Bush Turnpike

Reinvestment Zone Tax Increment Fund

ATTEST:

Board Secretary
President George Bush Turnpike Reinvestment Zone Tax Increment Fund

Appendix A

Authorized Broker/Dealer Firms

FTN Financial

Hilltop Securities

Oppenheimer

Raymond James

Wells Fargo

**Agenda Item Details**

Meeting	Sep 19, 2019 - Tax Increment Financing (TIF) Board
Category	A. Regular Meeting
Subject	5. Consider accepting the Quarterly Investment Reports for the fourth quarter of the 2017-2018 fiscal year and the first, second, and third quarters of the 2018-2019 fiscal year.
Access	Public
Type	Action
Preferred Date	Sep 19, 2019
Recommended Action	Accept the Quarterly Investment Reports for the fourth quarter of the 2017-2018 fiscal year and the first, second, and third quarters of the 2018-2019 fiscal year.

Public Content**BACKGROUND**

The quarterly investment reports presented to the City Council will be presented to the TIF Board for review, as required by the Investment Policy. These reports are for informational purposes only.

POLICY CONSIDERATIONS

PFIA and Investment Policy require that the quarterly investment reports be presented to the City Council and the boards of the City's component units.

RECOMMENDATION

Accept the Quarterly Investment Reports for the fourth quarter of the 2017-2018 fiscal year and the first, second, and third quarters of the 2018-2019 fiscal year.

[4th Qtr Investment Report.pdf \(1,381 KB\)](#)[1st Quarter Investment Report FY19.pdf \(1,330 KB\)](#)[2nd Quarter Investment Report FY19.pdf \(1,357 KB\)](#)[3rd Quarter Investment Report FY19.pdf \(1,297 KB\)](#)

Memo

To: **Gina Nash, City Manager**
 From: **Berna Fitzpatrick, Finance Manager** *BFW*
 CC: **Mayor and City Council**
 Date: **November 16, 2018**
 Re: **Investment Report for period ending September 30, 2018**

Attached is the Quarterly Investment Report for the quarter ending September 30 of the fiscal year 2017-2018. This report complies with the requirements of the City's Investment Policy and the Public Funds Investment Act as amended. For this period, the City's portfolio consisted of the following investments:

Portfolio at Quarter Close:	Rate at 09/30/18	% Total	Total Investment
Money Market Account --ANB	.2%	14.05%	7,832,017
Money Market Account - BTH	2.06%	4.42%	2,461,931
Money Market Account -- NexBank	2.18%	8.34%	4,647,741
Money Market Account 2017CO -- NexBank	2.18%	11.00%	6,129,644
Money Market Account(EDC)-ANB	.2%	.85%	472,400
Money Market Account (EDC) BTH	2.06%	.21%	118,512
Money Market Account (EDC)-NexBank	2.18%	.85%	472,400
Investment Pool -- Tex Pool	1.9953%	11.15%	6,213,313
Investment Pool -- 2017CO-TexPool	1.9953%	3.64%	2,027,623
CD---East West Bank 2428	2.00%	1.82%	1,013,515
CD---East West Bank 8469	1.86%	3.63%	2,025,126
CD---Legacy Bank 1918	1.50%	1.83%	1,017,692
CD---Legacy Bank 1919	1.55%	1.83%	1,018,286
CD---Legacy Bank 1920	1.60%	1.83%	1,018,881
CD---Legacy Bank 1921	1.70%	3.66%	2,040,145
CD---Legacy Bank 2918	2.15%	1.83%	1,022,188
CD---Legacy Bank 2941	2.20%	3.63%	2,025,697
CD---Legacy Bank 2943	2.30%	2.30%	1,013,436
CD---Legacy Bank 3092	2.24%	1.83%	1,021,936
CD---Landmark Bank 7123	1.81%	9.09%	5,066,994
CD---Landmark Bank 7115	1.76%	3.63%	2,026,054
CD---Landmark Bank 7081	1.52%	1.81%	1,011,244
CD---Landmark Bank 7107	1.69%	3.63%	2,025,014
CD---Landmark Bank 7099	1.61%	3.63%	2,023,825
Total Invested City Funds:		100.0%	\$55,745,613

Finance Department

Re: **Investment Report for period ending September 30, 2018**

The City does not carry any security instrument (investment type) on its books that is traded on the open market; therefore all investments are listed at 100% of market value. Interest earnings on all certificate of deposit accounts are accreted quarterly or at maturity. All Funds on deposit are fully secured and safeguarded. **Total investment interest earned for the quarter ending September 30 was \$233,683.**

Citywide cash and investments for the period ending September 30 was \$55,745,613. Of this amount, \$915,874 is for the Sachse EDC. It is the strategy of the Finance Department to maintain a high percentage of its idle funds invested in safe and secure investment securities and pooled investment types in accordance with the Public Funds Investment Act.

62% of the City's current portfolio has liquidity of 30 days or less, which is more than adequate for daily operations. The City investments are liquid and have same day access. The City's investment and cash management strategy will be to maintain operational and capital needs in money market accounts and liquid asset pools. The City's funds are swept into the above accounts and withdrawn as needed for operational cash flow requirements.

The average interest rate/yield on the City's investments for the period was 1.69%; weighted average maturity of 95 days. The Texpool Prime Fund interest rate was 2.2086% and the Texpool interest rate was 1.9953 % at September 30, 2018. The rolling three-month Treasury yield was 2.08% with the rolling six-month Treasury yield at 2.15%.



QUARTERLY INVESTMENT REPORT

For the Quarter Ended

September 30, 2018

Prepared by

Valley View Consulting, L.L.C.

The investment portfolio of the City is in compliance with the Public Funds Investment Act and the Investment Policy and strategies.

Director of Finance

Bernice J. Patrick-Walker

Finance Manager

Disclaimer: These reports were compiled using information provided by the City of Sachse. No procedures were performed to test the accuracy or completeness of this information. The market values included in these reports were obtained by Valley View Consulting, L.L.C. from sources believed to be accurate and represent proprietary valuation. Due to market fluctuations these levels are not necessarily reflective of current liquidation values. Yield calculations are not determined using standard performance formulas, are not representative of total return yields and do not account for investment advisor fees.

Annual Comparison of Portfolio Performance

FYE Results by Investment Category:

Asset Type	September 30, 2017			September 30, 2018		
	Ave. Yield	Book Value	Market Value	Ave. Yield	Book Value	Market Value
Bank/Pool	0.93%	\$ 27,876,827	\$ 27,876,827	1.58%	\$ 30,375,581	\$ 30,375,581
CDs / Securities	1.27%	15,088,502	15,088,502	1.82%	25,370,032	25,370,032
Totals		\$ 42,965,329	\$ 42,965,329		\$ 55,745,613	\$ 55,745,613

Fourth Quarter-End Yield **1.05%**

1.69%

Average Quarter-End Yields (1):

	2017 Fiscal Year	2018 Fiscal Year
Sachse	0.68%	1.50%
Rolling Three Month Treasury	0.75%	1.69%
Rolling Six Month Treasury	0.78%	1.73%
TexPool	0.74%	1.62%
Fiscal YTD Interest Earnings-City	\$ 214,353	\$ 771,258
Fiscal YTD Interest Earnings-EDC	\$ 4,814	\$ 5,727

(1) Average Quarterly Yield calculated using quarter-end report average yield and adjusted book value.

Summary

Quarter End Results by Investment Category:

Asset Type	June 30, 2018		September 30, 2018		
	Book Value	Market Value	Book Value	Market Value	Ave. Yield
Bank/Pool	\$ 29,079,492	\$ 29,079,492	\$ 30,375,581	\$ 30,375,581	1.58%
CDs/Securities	28,282,931	28,282,931	25,370,032	25,370,032	1.82%
Totals	\$ 57,362,423	\$ 57,362,423	\$ 55,745,613	\$ 55,745,613	

Current Quarter Average Yield (1)
 Total Portfolio 1.69%

Fiscal Year-to-Date Average Yield (2)
 Total Portfolio 1.50%

Weighted Average Maturity 95 days

Rolling Three Month Treasury 2.08%
 Rolling Six Month Treasury 2.15%

Rolling Three Month Treasury 1.69%
 Rolling Six Month Treasury 1.73%
 TexPool 1.62%

<u>Interest Earnings</u>		EDC
	City	
Interest Earnings QTR	\$ 233,683	\$ 1,669
Interest Earnings YTD	\$ 771,258	\$ 5,727


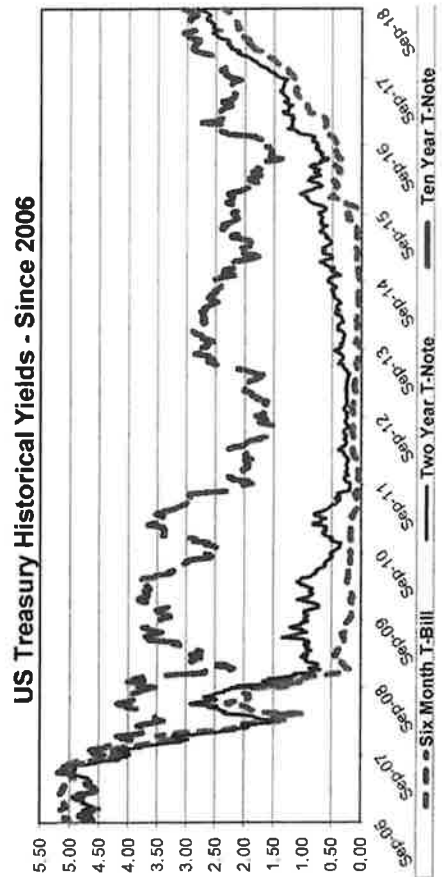
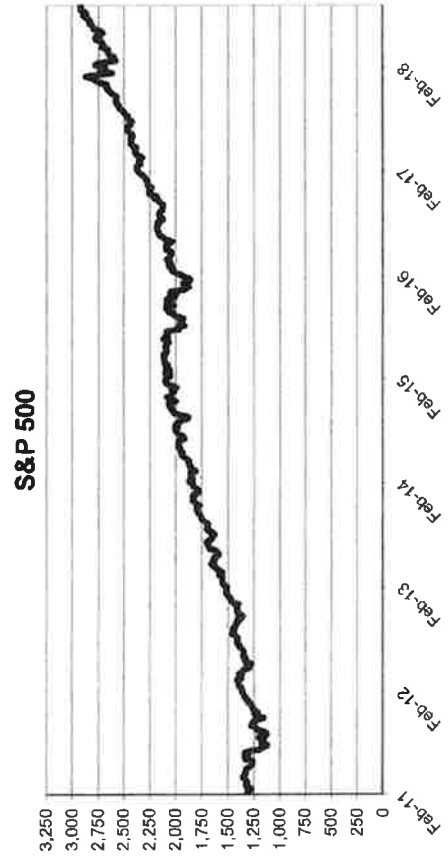
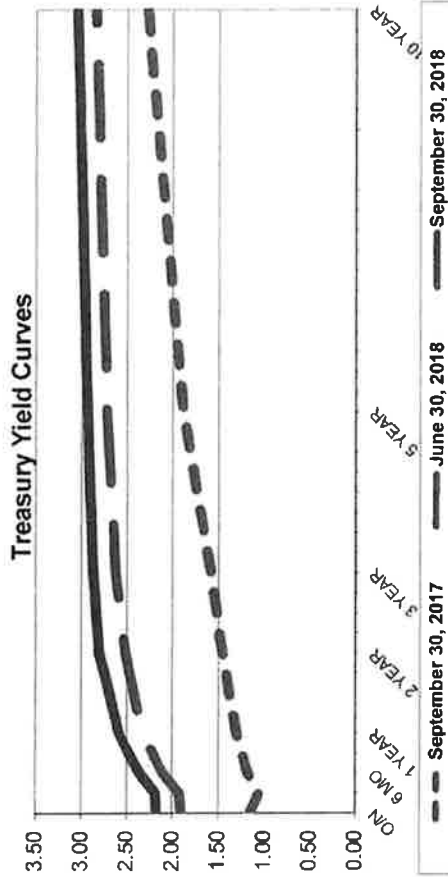
(1) Average Yield calculated using quarter end report yields and adjusted book values and does not reflect a total return analysis or account for advisory fees.

(2) Fiscal Year-to-Date Average Yields calculated using quarter end report yields and adjusted book values and does not reflect a total return analysis or account for advisory fees.

Economic Overview

9/30/2018

The Federal Open Market Committee (FOMC) increased the Fed Funds target range to 2.00% - 2.25% (Effective Fed Funds are trading +/-2.18%). Additional range increases are still projected for Dec 2018 and 2019. Gradual Federal Reserve Bank portfolio reduction continues by limiting reinvestment of maturing holdings. Second Quarter grew 4.2% (final estimate). Employment/Unemployment continues to strong levels. West Texas Intermediate Crude oil increased above +/- \$70. The Stock Markets reached new highs. Consumer Confidence is strong. Personal Income is improving. The flattening yield curve may or may not impact long range FOMC actions.



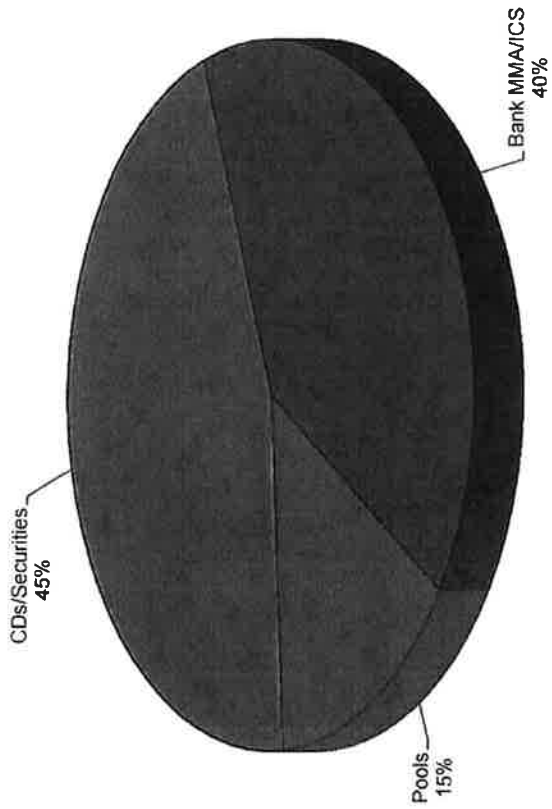
**Investment Holdings
September 30, 2018**

Description	Rating	Coupon/ Discount	Maturity Date	Settlement Date	Original Face/ Par Value	Book Value	Market Price	Market Value	Life (days)	Yield
ANB MMA		0.20%	10/01/18	09/30/18	\$ 8,304,417	\$ 8,304,417	1.00	\$ 8,304,417	1	0.20%
BTH Bank ICS		2.06%	10/01/18	09/30/18	2,580,443	2,580,443	1.00	2,580,443	1	2.06%
NexBank ICS		2.18%	10/01/18	09/30/18	11,249,785	11,249,785	1.00	11,249,785	1	2.18%
TexPool	AAA-m	2.00%	10/01/18	09/30/18	8,240,936	8,240,936	1.00	8,240,936	1	2.00%
East West Bank CD 8469		1.86%	10/29/18	01/29/18	2,025,126	2,025,126	100.00	2,025,126	29	1.86%
Landmark Bank CD 7081		1.52%	10/19/18	10/19/17	1,011,244	1,011,244	100.00	1,011,244	19	1.52%
LegacyTexas Bank CD 1918		1.50%	10/25/18	07/25/17	1,017,692	1,017,692	100.00	1,017,692	25	1.50%
Landmark Bank CD 7099		1.61%	01/19/19	10/19/17	2,023,825	2,023,825	100.00	2,023,825	111	1.61%
LegacyTexas Bank CD 1919		1.55%	01/25/19	07/25/17	1,018,286	1,018,286	100.00	1,018,286	117	1.55%
East West Bank CD 2428		2.00%	01/29/19	01/29/18	1,013,515	1,013,515	100.00	1,013,515	121	2.00%
LegacyTexas Bank CD 2918		2.15%	02/20/19	02/20/18	1,022,188	1,022,188	100.00	1,022,188	143	2.15%
LegacyTexas Bank CD 3092		2.22%	02/20/19	03/20/18	1,021,936	1,021,936	100.00	1,021,936	143	2.22%
LegacyTexas Bank CD 2941		2.20%	02/26/19	02/23/18	2,025,697	2,025,697	100.00	2,025,697	149	2.20%
Landmark Bank CD 7107		1.69%	04/19/19	10/19/17	2,025,014	2,025,014	100.00	2,025,014	201	1.69%
LegacyTexas Bank CD 1920		1.60%	04/25/19	07/25/17	1,018,881	1,018,881	100.00	1,018,881	207	1.60%
Landmark Bank CD 7115		1.76%	07/19/19	10/19/17	2,026,054	2,026,054	100.00	2,026,054	292	1.76%
LegacyTexas Bank CD 1921		1.70%	07/25/19	07/25/17	2,040,145	2,040,145	100.00	2,040,145	298	1.70%
LegacyTexas Bank CD 2943		2.30%	08/26/19	02/23/18	1,013,436	1,013,436	100.00	1,013,436	330	2.30%
Landmark Bank CD 7123		1.81%	10/19/19	10/19/17	5,066,994	5,066,994	100.00	5,066,994	384	1.81%
					\$ 55,745,613	\$ 55,745,613		\$ 55,745,613	95	1.69%
									(1)	(2)

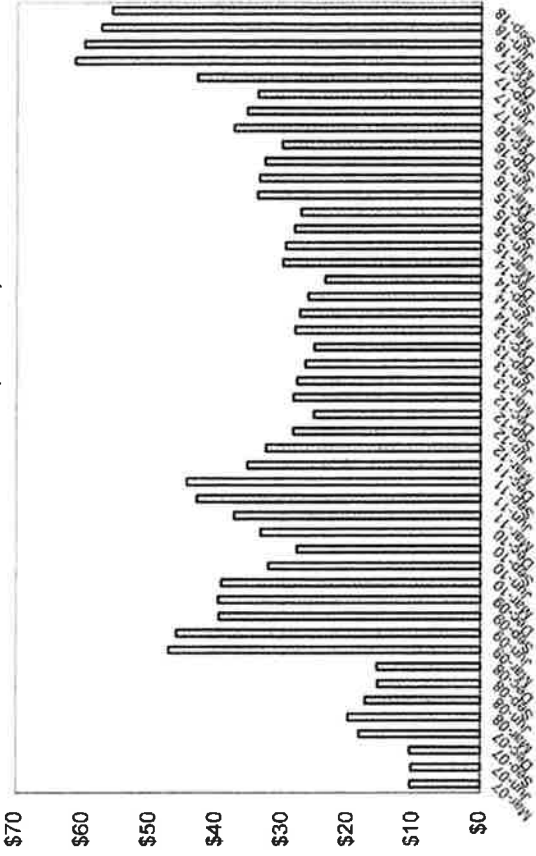
(1) **Weighted average life** - For purposes of calculating weighted average life, pool investments are assumed to have a one day maturity.

(2) **Weighted average yield to maturity** - The weighted average yield to maturity is based on adjusted book value, realized and unrealized gains/losses and investment advisory fees are not considered.

Portfolio Composition

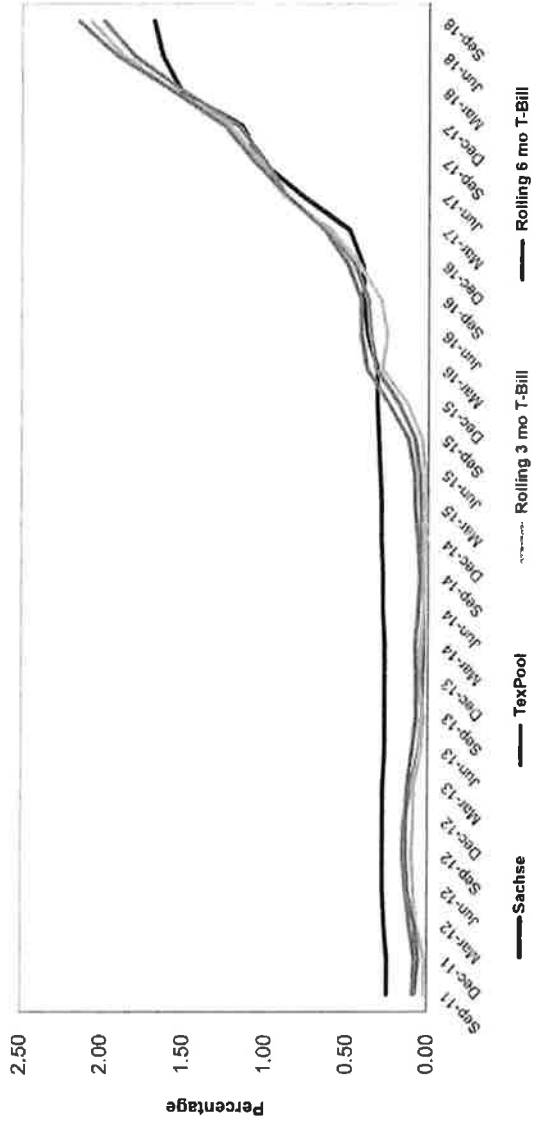


Total Portfolio (Millions)



Quarter End Book Value

Total Portfolio Performance



Book Value Comparison

Description	Coupon/ Discount	Maturity Date	June 30, 2018			September 30, 2018		
			Original Face/Par Value	Book Value	Purchases/ Accretions	Amortizations/ Sales/Maturities	Original Face/Par Value	Book Value
ANB MMA	0.20%	10/01/18	\$ 8,135,553	\$ 8,135,553	\$ 168,864	\$ -	\$ 8,304,417	\$ 8,304,417
BTH Bank ICS	2.06%	10/01/18	2,567,730	2,567,730	12,714		2,580,443	2,580,443
NexBank ICS	2.18%	10/01/18	11,188,559	11,188,559	61,226		11,249,785	11,249,785
TexPool	2.00%	10/01/18	7,187,650	7,187,650	1,053,286		8,240,936	8,240,936
LegacyTexas Bank CD 1917	1.45%	07/25/18	1,013,389	1,013,389		(1,013,389)	-	-
East West Bank CD 1125	1.78%	07/28/18	2,014,978	2,014,978		(2,014,978)	-	-
East West Bank CD 8469	1.86%	10/29/18	2,015,654	2,015,654	9,472		2,025,126	2,025,126
Landmark Bank CD 7081	1.52%	10/19/18	1,007,426	1,007,426	3,818		1,011,244	1,011,244
LegacyTexas Bank CD 1918	1.50%	10/25/18	1,013,854	1,013,854	3,838		1,017,692	1,017,692
Landmark Bank CD 7099	1.61%	01/19/19	2,015,734	2,015,734	8,091		2,023,825	2,023,825
LegacyTexas Bank CD 1919	1.55%	01/25/19	1,014,318	1,014,318	3,968		1,018,286	1,018,286
East West Bank CD 2428	2.00%	01/29/19	1,008,419	1,008,419	5,096		1,013,515	1,013,515
LegacyTexas Bank CD 2918	2.15%	02/20/19	1,016,669	1,016,669	5,519		1,022,188	1,022,188
LegacyTexas Bank CD 3092	2.22%	02/20/19	1,016,239	1,016,239	5,697		1,021,936	1,021,936
LegacyTexas Bank CD 2941	2.20%	02/26/19	2,014,505	2,014,505	11,192		2,025,697	2,025,697
Landmark Bank CD 7107	1.69%	04/19/19	2,016,517	2,016,517	8,497		2,025,014	2,025,014
LegacyTexas Bank CD 1920	1.60%	04/25/19	1,014,783	1,014,783	4,098		1,018,881	1,018,881
Landmark Bank CD 7115	1.76%	07/19/19	2,017,203	2,017,203	8,851		2,026,054	2,026,054
LegacyTexas Bank CD 1921	1.70%	07/25/19	2,031,428	2,031,428	8,717		2,040,145	2,040,145
LegacyTexas Bank CD 2943	2.30%	08/26/19	1,007,583	1,007,583	5,853		1,013,436	1,013,436
Landmark Bank CD 7123	1.81%	10/19/19	5,044,232	5,044,232	22,762		5,066,994	5,066,994
TOTAL			\$ 57,362,423	\$ 57,362,423	\$ 1,411,558	\$ (3,028,367)	\$ 55,745,613	\$ 55,745,613

Market Value Comparison

Description	Coupon/ Discount	Maturity Date	June 30, 2018		September 30, 2018		
			Original Face/Par Value	Market Value	Qtr to Qtr Change	Original Face/Par Value	Market Value
ANB MMA	0.20%	10/01/18	\$ 8,135,553	\$ 8,135,553	\$ 168,864	\$ 8,304,417	\$ 8,304,417
BTH Bank ICS	2.06%	10/01/18	2,567,730	2,567,730	12,714	2,580,443	2,580,443
NexBank ICS	2.18%	10/01/18	11,188,559	11,188,559	61,226	11,249,785	11,249,785
TexPool	2.00%	10/01/18	7,187,650	7,187,650	1,053,286	8,240,936	8,240,936
LegacyTexas Bank CD 1917	1.45%	07/25/18	1,013,389	1,013,389	(1,013,389)	—	—
East West Bank CD 1125	1.78%	07/28/18	2,014,978	2,014,978	(2,014,978)	—	—
East West Bank CD 8469	1.86%	10/29/18	2,015,654	2,015,654	9,472	2,025,126	2,025,126
Landmark Bank CD 7081	1.52%	10/19/18	1,007,426	1,007,426	3,818	1,011,244	1,011,244
LegacyTexas Bank CD 1918	1.50%	10/25/18	1,013,854	1,013,854	3,838	1,017,692	1,017,692
Landmark Bank CD 7099	1.61%	01/19/19	2,015,734	2,015,734	8,091	2,023,825	2,023,825
LegacyTexas Bank CD 1919	1.55%	01/25/19	1,014,318	1,014,318	3,968	1,018,286	1,018,286
East West Bank CD 2428	2.00%	01/29/19	1,008,419	1,008,419	5,096	1,013,515	1,013,515
LegacyTexas Bank CD 2918	2.15%	02/20/19	1,016,669	1,016,669	5,519	1,022,188	1,022,188
LegacyTexas Bank CD 3092	2.22%	02/20/19	1,016,239	1,016,239	5,697	1,021,936	1,021,936
LegacyTexas Bank CD 2941	2.20%	02/26/19	2,014,505	2,014,505	11,192	2,025,697	2,025,697
Landmark Bank CD 7107	1.69%	04/19/19	2,016,517	2,016,517	8,497	2,025,014	2,025,014
LegacyTexas Bank CD 1920	1.60%	04/25/19	1,014,783	1,014,783	4,098	1,018,881	1,018,881
Landmark Bank CD 7115	1.76%	07/19/19	2,017,203	2,017,203	8,851	2,026,054	2,026,054
LegacyTexas Bank CD 1921	1.70%	07/25/19	2,031,428	2,031,428	8,717	2,040,145	2,040,145
LegacyTexas Bank CD 2943	2.30%	08/26/19	1,007,583	1,007,583	5,853	1,013,436	1,013,436
Landmark Bank CD 7123	1.81%	10/19/19	5,044,232	5,044,232	22,762	5,066,994	5,066,994
TOTAL			\$ 57,362,423	\$ 57,362,423	\$ (1,616,810)	\$ 55,745,613	\$ 55,745,613

Allocation
September 30, 2018

Book & Market Value	Total	GO I&S	General Fund	W/S Restricted	W/S Operations	Capital Project	2009 GO Bonds	2017 CO
ANB MMA	\$ 8,304,417	\$ 355,532	\$ 128,997	\$ 220,845	\$ 2,209,279	\$ 752,926	\$ 1,643,860	\$ -
BTH Bank ICS	2,580,443	238,379	447,151		693,851	163,073	356,037	
NexBank ICS	11,249,785	182,875	923,591		750,685	619,020	1,351,503	6,129,644
TexPool	8,240,936		2,314,468		3,533,893			2,027,623
East West Bank CD 8469	2,025,126		2,025,126					
Landmark Bank CD 7081	1,011,244				1,011,244			
LegacyTexas Bank CD 1918	1,017,692							1,017,692
Landmark Bank CD 7099	2,023,825							
LegacyTexas Bank CD 1919	1,018,286							1,018,286
East West Bank CD 2428	1,013,515		1,013,515					
LegacyTexas Bank CD 2918	1,022,188							
LegacyTexas Bank CD 3092	1,021,936							
LegacyTexas Bank CD 2941	2,025,697							
Landmark Bank CD 7107	2,025,014		2,025,697					
LegacyTexas Bank CD 1920	1,018,881							1,018,881
Landmark Bank CD 7115	2,026,054							
LegacyTexas Bank CD 1921	2,040,145							2,040,145
LegacyTexas Bank CD 2943	1,013,436				1,013,436			
Landmark Bank CD 7123	5,066,994							
Totals	\$ 55,745,613	\$ 776,786	\$ 8,878,544	\$ 220,845	\$ 9,212,387	\$ 1,535,020	\$ 3,351,401	\$ 13,252,270

Allocation
(continued)

September 30, 2018

Book & Market Value	2017A CO	Restricted Park Develop.	Restricted General	Restricted Water Impact	Restricted Sewer Impact	Restricted Roadway	Street Maint.	VERF
ANB MMA	\$ (198,950)	\$ 479,007	\$ 337,801	\$ 80,701	\$ 245,467	\$ 180,389	\$ 352,411	\$ 629,131
BTH Bank ICS		160,242	113,005	31,592	96,093	70,617	43,408	
NexBank ICS				154,135	468,833	344,536		
TexPool				58,141	176,849	129,963		
East West Bank CD 8469								
Landmark Bank CD 7081								
LegacyTexas Bank CD 1918								
Landmark Bank CD 7099	2,023,825							
LegacyTexas Bank CD 1919								
East West Bank CD 2428								
LegacyTexas Bank CD 2918								
LegacyTexas Bank CD 3092								
LegacyTexas Bank CD 2941								
Landmark Bank CD 7107	2,025,014							
LegacyTexas Bank CD 1920								
Landmark Bank CD 7115	2,026,054							
LegacyTexas Bank CD 1921								
LegacyTexas Bank CD 2943								
Landmark Bank CD 7123	5,066,994							
Totals	\$ 10,942,937	\$ 639,249	\$ 450,805	\$ 324,569	\$ 987,242	\$ 2,769,629	\$ 395,819	\$ 629,131

Allocation (continued)

September 30, 2018

Book & Market Value	MDD	Health Insurance	EDC
ANB MMA	\$ 115,732	\$ 298,890	\$472,400
BTH Bank ICS		48,483	118,512
NexBank ICS			324,961
TexPool			
East West Bank CD 8469			
Landmark Bank CD 7081			
LegacyTexas Bank CD 1918			
Landmark Bank CD 7099			
LegacyTexas Bank CD 1919			
East West Bank CD 2428			
LegacyTexas Bank CD 2918			
LegacyTexas Bank CD 3092			
LegacyTexas Bank CD 2941			
Landmark Bank CD 7107			
LegacyTexas Bank CD 1920			
Landmark Bank CD 7115			
LegacyTexas Bank CD 1921			
LegacyTexas Bank CD 2943			
Landmark Bank CD 7123			

Totals \$ 115,732 \$ 347,373 \$915,874

Allocation

June 30, 2018

Book & Market Value	Total	GO I&S	General Fund	W/S Restricted	W/S Operations	Capital Project	2009 GO Bonds	2017 CO
ANB MMA	\$ 8,135,553	\$1,072,240	\$ 96,981	\$ 235,879	\$ 1,321,772	\$592,485	\$ 1,799,806	\$ -
BTH Bank ICS	2,567,730	237,204	444,948		690,433	127,932	388,621	
NexBank ICS	11,188,559	182,421	921,299		733,664	239,353	727,088	6,096,284
TexPool	7,187,650		3,350,387		444,808			978,756
LegacyTexas Bank CD 1917	1,013,389							1,013,389
East West Bank CD 1125	2,014,978		2,014,978					
East West Bank CD 8469	2,015,654		2,015,654					
Landmark Bank CD 7081	1,007,426				1,007,426			1,013,854
LegacyTexas Bank CD 1918	1,013,854							
Landmark Bank CD 7099	2,015,734							
LegacyTexas Bank CD 1919	1,014,318							
East West Bank CD 2428	1,008,419		1,008,419					1,014,318
LegacyTexas Bank CD 2918	1,016,669							
LegacyTexas Bank CD 3092	1,016,239							
LegacyTexas Bank CD 2941	2,014,505							
Landmark Bank CD 7107	2,016,517							
LegacyTexas Bank CD 1920	1,014,783							1,014,783
Landmark Bank CD 7115	2,017,203							
LegacyTexas Bank CD 1921	2,031,428							
LegacyTexas Bank CD 2943	1,007,583				1,007,583			2,031,428
Landmark Bank CD 7123	5,044,232							
Totals	\$ 57,362,423	\$ 1,491,865	\$ 11,867,171	\$ 235,879	\$ 5,205,686	\$ 959,770	\$ 2,915,515	\$ 13,162,812

Allocation
(continued)

June 30, 2018

Book & Market Value	2017A CO	Restricted Park Develop,	Restricted General	Restricted Water Impact	Restricted Sewer Impact	Restricted Roadway	Street Maint.	VERF
ANB MMA	\$ (198,950)	\$ 473,336	\$ 427,171	\$ 205,704	\$ 190,343	\$ 150,036	\$ 248,046	\$ 662,820
BTH Bank ICS		145,336	126,564	74,330	68,779	54,215	43,194	
NexBank ICS				739,932	684,675	539,689		
TexPool				909,217	841,318	663,162		
Legacy Texas Bank CD 1917								
East West Bank CD 1125								
East West Bank CD 8469								
Landmark Bank CD 7081								
Legacy Texas Bank CD 1918								
Landmark Bank CD 7099	2,015,734							
Legacy Texas Bank CD 1919								
East West Bank CD 2428								
Legacy Texas Bank CD 2918								1,016,669
Legacy Texas Bank CD 3092								1,016,239
Legacy Texas Bank CD 2941								
Landmark Bank CD 7107	2,016,517							
Legacy Texas Bank CD 1920								
Landmark Bank CD 7115	2,017,203							
Legacy Texas Bank CD 1921								
Legacy Texas Bank CD 2943								
Landmark Bank CD 7123	5,044,232							
Totals	\$ 10,894,736	\$ 618,673	\$ 553,735	\$ 1,929,184	\$ 1,785,115	\$ 3,440,010	\$ 291,241	\$ 662,820

Allocation (continued)
June 30, 2018

Book & Market Value	MDD	Health Insurance	EDC
ANB MMA	\$ 24,739	\$ 352,589	\$480,555
BTH Bank ICS		48,244	117,928
NexBank ICS			324,155
TexPool			
LegacyTexas Bank CD 1917			
East West Bank CD 1125			
East West Bank CD 8469			
Landmark Bank CD 7081			
LegacyTexas Bank CD 1918			
Landmark Bank CD 7099			
LegacyTexas Bank CD 1919			
East West Bank CD 2428			
LegacyTexas Bank CD 2918			
LegacyTexas Bank CD 3092			
LegacyTexas Bank CD 2941			
Landmark Bank CD 7107			
LegacyTexas Bank CD 1920			
Landmark Bank CD 7115			
LegacyTexas Bank CD 1921			
LegacyTexas Bank CD 2943			
Landmark Bank CD 7123			
Totals	\$ 24,739	\$ 400,833	\$922,638

Portfolio Summary
City of Sachse, TX
September 30, 2018

Safety - Investment Type

Investment Type	Book Value	Percent
Money Market Account*	\$ 22,134,643	39.7%
Investment Pools	8,240,937	14.8%
CD's	25,370,033	45.5%
Total*	\$ 55,745,613	100%

*(Includes Sachse EDC Money Market)

Liquidity - Investments by Maturity Date

Under 30 days	\$ 34,429,642	62%
31 - 90 days	0	0%
91 - 180 days	8,125,447	15%
181 - 365 days	8,123,530	15%
366 - 760 days	5,066,994	9%
Total Principal Invested	\$ 55,745,613	100%

Portfolio Yield	Fiscal YTD Interest	Int Earned this QTR	(FYTD) Percent of total
<i>Portfolio</i>			
Debt Service	\$ 6,147	\$ 1,811	0.80%
General Fund	\$ 167,781	47,079	21.75%
Water and Sewer Fund	\$ 355,733	108,735	46.12%
Capital Project Fund	\$ 157,091	55,450	20.37%
Special Revenue Fund	\$ 5,563	1,633	0.72%
Impact Fee Fund	\$ 71,476	16,768	9.27%
Street Maintenance Fund	\$ 773	214	0.10%
Vehicle/Equipment Fund	\$ -	-	-
Municipal Development District	\$ -	-	-
Health Insurance Fund	\$ 968	324	0.13%
Sachse EDC	\$ 5,727	1,669	0.74%
Total Portfolios	\$ 771,258	\$ 233,683	100.00%

Portfolio Balance	Beginning Balances	Ending Book Balances	Change
<i>Portfolio</i>			
Debt Service	\$ 1,491,865	\$ 776,786	\$ (715,079.00)
General Fund	11,867,171	8,878,544	(2,988,627.00)
Water and Sewer Fund	18,604,377	22,685,502	4,081,125.00
Capital Project Fund	14,770,021	15,829,358	1,059,337.00
Special Revenue Fund	1,172,407	1,090,055	(82,352.00)
Impact Fee Fund	7,154,308	4,081,440	(3,072,868.00)
Street Maintenance Fund	291,241	395,819	104,578.00
Vehicle/Equipment Fund	662,820	629,131	(33,689.00)
Municipal Development District	0	115,732	115,732.00
Health Insurance Fund	400,833	347,373	(53,460.00)
Sachse EDC	922,638	915,874	(6,764.00)
Total Portfolios	\$ 57,337,681	\$ 55,745,613	\$ (1,592,067)

Historical Interest Rates

	July	August	September
Pooled Money Market Account	2018	0.2000%	0.2000%
	2017	0.2000%	0.2000%
	2016	0.2000%	0.2000%
Tex Pool	2018	1.8896%	1.9205%
	2017	0.9714%	0.9989%
	2016	0.3690%	0.3737%

City of Sachse, TX
Investment Portfolios
July 31, 2018

Source	Description	Cusip/Ref	Purchase Date	Maturity Date	Coupon (Int. Rate)	Days to Maturity	Book Value			Market Value			
							Principal Invested	Beginning of Month	Change 1	End of Month	Beginning of Month	Change	End of Month
GO Bond I&S Fund	Money Market	114512	7/31/2018	8/1/2018	0.2000%	1	1,072,240	1,072,240	11,938	1,084,178	1,072,240	11,938	1,084,178
GO Bond I&S Fund	Money Market	BTH	7/31/2018	8/1/2018	1.8500%	1	237,204	237,204	366	237,570	237,204	366	237,570
GO Bond I&S Fund	Money Market	NexBank	7/31/2018	8/1/2018	2.1700%	1	182,421	182,421	153	182,574	182,421	153	182,574
Total							1,491,865	1,491,865	12,457	1,504,323	1,491,865	12,457	1,504,323
General Fund													
TexPool	TexPool	1111-000	7/31/2018	8/1/2018	1.8896%	1	3,350,387	3,350,387	4,818	3,355,205	3,350,387	4,818	3,355,205
General Fund	Money Market	114512	7/31/2018	8/1/2018	0.2000%	1	96,981	96,981	1,539,139	1,636,120	96,981	1,539,139	1,636,120
General Fund	Money Market	BTH	7/31/2018	8/1/2018	1.8500%	1	444,948	444,948	687	445,635	444,948	687	445,635
General Fund	Money Market	NexBank	7/31/2018	8/1/2018	2.1700%	1	921,299	921,299	770	922,069	921,299	770	922,069
General Fund	CD	172491125	1/29/2018	7/28/2018	1.7800%	1	2,000,000	2,014,978	(2,014,978)	0	2,014,978	(2,014,978)	0
General Fund	CD	172058469	1/29/2018	10/29/2018	1.8600%	90	2,000,000	2,015,654	3,187	2,018,841	2,015,654	3,187	2,018,841
General Fund	CD	60050002941	2/23/2018	2/26/2019	2.2000%	210	2,000,000	2,014,505	3,643	2,018,148	2,014,505	3,643	2,018,148
General Fund	CD	172052428	1/29/2018	1/29/2019	2.0000%	182	1,000,000	1,008,419	1,714	1,010,133	1,008,419	1,714	1,010,133
Total							11,813,615	11,867,171	(461,020)	11,406,151	11,867,171	(461,020)	11,406,151
Water and Sewer Fund													
WS Restricted Fund	Money Market	114512	7/31/2018	8/1/2018	0.2000%	1	235,879	235,879	235,879	235,879	235,879	0	235,879
WS Operations	Money Market	114512	7/31/2018	8/1/2018	0.2000%	1	1,321,772	1,321,772	693,043	2,014,815	1,321,772	693,043	2,014,815
WS Operations	Money Market	BTH	7/31/2018	8/1/2018	1.8500%	1	690,433	690,433	1,065	691,498	690,433	1,065	691,498
WS Operations	Money Market	NexBank	7/31/2018	8/1/2018	2.1700%	1	733,664	733,664	5,707	739,371	733,664	5,707	739,371
WS 2017CO	Money Market	3886 2017CO	7/31/2018	8/1/2018	1.4700%	1	6,096,284	6,096,284	11,193	6,107,477	6,096,284	11,193	6,107,477
WS Operations	TexPool	1111-000	7/31/2018	8/1/2018	1.8896%	1	444,808	444,808	2,178,979	2,623,787	444,808	2,178,979	2,623,787
WS 2017CO	TexPool	1-000 2017CO	7/31/2018	8/1/2018	1.8896%	1	978,756	978,756	1,042,291	2,021,047	978,756	1,042,291	2,021,047
WS 2017CO	CD	1917 2017CO	7/25/2017	7/25/2018	1.4500%	86	1,000,000	1,013,389	(1,013,389)	0	1,013,389	(1,013,389)	0
WS 2017CO	CD	1918 2017CO	7/25/2017	10/25/2018	1.5000%	86	1,000,000	1,013,854	1,250	1,015,104	1,013,854	1,250	1,015,104
WS 2017CO	CD	1919 2017CO	7/25/2017	1/25/2019	1.5500%	178	1,000,000	1,014,318	1,293	1,015,611	1,014,318	1,293	1,015,611
WS 2017CO	CD	1920 2017CO	7/25/2017	4/25/2019	1.6000%	288	1,000,000	1,014,783	1,335	1,016,118	1,014,783	1,335	1,016,118
WS 2017CO	CD	1921 2017CO	7/25/2017	7/25/2019	1.7000%	359	2,000,000	2,031,428	2,898	2,034,266	2,031,428	2,898	2,034,266
WS	CD	2943	2/23/2018	8/26/2019	2.3000%	391	1,000,000	1,007,583	1,905	1,009,488	1,007,583	1,905	1,009,488
WS	CD	7081	10/19/2017	10/19/2018	1.5200%	80	1,000,000	1,007,426	3,818	1,011,244	1,007,426	3,818	1,011,244
Total							18,501,596	18,604,377	2,931,328	21,535,704	18,604,377	2,931,328	21,535,704
Capital Project Funds													
Capital Project Funds	Money Market	114512	7/31/2018	8/1/2018	0.2000%	1	592,485	592,485	(215,325)	377,160	592,485	(215,325)	377,160
Capital Project Funds	Money Market	BTH	7/31/2018	8/1/2018	1.8500%	1	127,932	127,932	(19,162)	108,770	127,932	(19,162)	108,770
Capital Project Funds	Money Market	NexBank	7/31/2018	8/1/2018	2.1700%	1	239,353	239,353	174,257	413,610	239,353	174,257	413,610
2009 GO Bonds	Money Market	114512	7/31/2018	8/1/2018	0.2000%	1	1,799,806	1,799,806	(383,058)	1,416,748	1,799,806	(383,058)	1,416,748
2009 GO Bonds	Money Market	BTH	7/31/2018	8/1/2018	1.8500%	1	388,621	388,621	19,959	408,580	388,621	19,959	408,580
2009 GO Bonds	Money Market	NexBank	7/31/2018	8/1/2018	2.1700%	1	727,088	727,088	826,577	1,553,665	727,088	826,577	1,553,665
2017A CO Bonds	Money Market	114512	7/31/2018	8/1/2018	0.2000%	1	(198,950)	(198,950)	(198,950)	(198,950)	(198,950)	0	(198,950)
2017A CO Bonds	CD	7123	10/19/2017	10/19/2019	1.8100%	445	5,044,232	5,044,232	22,762	5,066,994	5,044,232	22,762	5,066,994
2017A CO Bonds	CD	7115	10/19/2017	7/19/2019	1.7600%	353	2,017,203	2,017,203	8,851	2,026,054	2,017,203	8,851	2,026,054
2017A CO Bonds	CD	7107	10/19/2017	4/19/2019	1.6900%	262	2,016,517	2,016,517	8,497	2,025,014	2,016,517	8,497	2,025,014
2017A CO Bonds	CD	7099	10/19/2017	1/19/2019	1.6100%	172	2,015,734	2,015,734	8,091	2,023,825	2,015,734	8,091	2,023,825
Total							14,770,021	14,770,021	451,449	15,221,471	14,770,021	451,449	15,221,471
Special Revenue Funds													
Restricted Park Development Fee Fun.	Money Market	114512	7/31/2018	8/1/2018	0.2000%	1	473,336	473,336	(30)	473,306	473,336	(30)	473,306
Restricted Park Development Fee Fun.	Money Market	BTH	7/31/2018	8/1/2018	1.8500%	1	145,336	145,336	294	145,630	145,336	294	145,630
Restricted General Fund	Money Market	114512	7/31/2018	8/1/2018	0.2000%	1	427,171	427,171	(74,830)	352,341	427,171	(74,830)	352,341
Restricted General Fund	Money Market	BTH	7/31/2018	8/1/2018	1.8500%	1	126,564	126,564	126	126,690	126,564	126	126,690
Total							1,172,407	1,172,407	(74,440)	1,097,968	1,172,407	(74,440)	1,097,968
Impact Fee Fund													
Restricted Water Impact Fee	Money Market	114512	7/31/2018	8/1/2018	0.2000%	1	205,704	205,704	(56,839)	148,865	205,704	(56,839)	148,865
Restricted Water Impact Fee	Money Market	BTH	7/31/2018	8/1/2018	1.8500%	1	74,330	74,330	(202)	74,128	74,330	(202)	74,128
Restricted Water Impact Fee	Money Market	NexBank	7/31/2018	8/1/2018	2.1700%	1	739,932	739,932	(377,633)	362,299	739,932	(377,633)	362,299

City of Sachse, TX
Investment Portfolios
July 31, 2018

Source	Description	Cusip/ Ref	Purchase Date	Maturity Date	Coupon (Int. Rate)	Days to Maturity	Book Value			Market Value		
							Principal Invested	Beginning of Month	Change 1	End of Month	Beginning of Month	Change
Restricted Water Impact Fee	TexPool	1111-000	12/31/2017	1/1/2018	1.8896%	1	909,217	909,217	(828,946)	80,271	(828,946)	80,271
Restricted Sewer Impact Fee	Money Market	114512	7/31/2018	8/1/2018	0.2000%	1	190,343	190,343	(53,033)	137,310	(53,033)	137,310
Restricted Sewer Impact Fee	Money Market	BTH	7/31/2018	8/1/2018	1.8500%	1	68,779	68,779	(405)	68,374	(405)	68,374
Restricted Sewer Impact Fee	Money Market	NexBank	7/31/2018	8/1/2018	2.1700%	1	684,675	684,675	(350,497)	334,178	(350,497)	334,178
Restricted Sewer Impact Fee	TexPool	1111-000	12/31/2017	1/1/2018	1.8896%	1	841,318	841,318	(767,278)	74,040	(767,278)	74,040
Restricted Roadway Impact Fee	Money Market	114512	7/31/2018	8/1/2018	0.2000%	1	150,036	150,036	(39,329)	110,707	(39,329)	110,707
Restricted Roadway Impact Fee	Money Market	BTH	7/31/2018	8/1/2018	1.8500%	1	54,215	54,215	912	55,127	912	55,127
Restricted Roadway Impact Fee	Money Market	NexBank	7/31/2018	8/1/2018	2.1700%	1	539,689	539,689	(270,255)	269,434	(270,255)	269,434
Restricted Roadway Impact Fee	TexPool	1111-000	12/31/2017	1/1/2018	1.8896%	1	331,307	663,162	(603,467)	59,695	(603,467)	59,695
Impact Fee Fund	CD	1650/2918	2/20/2018	2/20/2019	2.1500%	204	1,009,514	1,016,669	1,796	1,018,465	1,796	1,018,465
Impact Fee Fund	CD	1651/3092	3/20/2018	2/20/2019	2.2200%	204	1,010,574	1,016,239	1,854	1,018,093	1,854	1,018,093
Total							6,809,633	7,154,308	(3,343,322)	3,810,987	(3,343,322)	3,810,987
Street Maintenance Fund												
Street Maintenance Tax	Money Market	114512	7/31/2018	8/1/2018	0.2000%	1	248,046	248,046	34,471	282,517	34,471	282,517
Street Maintenance Tax	Money Market	BTH	7/31/2018	8/1/2018	1.8500%	1	43,194	43,194	67	43,261	67	43,261
Total							291,240	291,241	34,538	325,778	34,538	325,778
Health Insurance Fund												
Health Insurance	Money Market	114512	7/31/2018	8/1/2018	0.2000%	1	352,589	352,589	(16,936)	335,653	(16,936)	335,653
Health Insurance	Money Market	BTH	7/31/2018	8/1/2018	1.8500%	1	48,244	48,244	74	48,318	74	48,318
Total							400,833	400,833	(16,862)	383,971	(16,862)	383,971
EDC Fund												
EDC PMMKT	Money Market	114512	7/31/2018	8/1/2018	0.2700%	1	480,555	480,555	3,284	483,839	3,284	483,839
EDC PMMKT	Money Market	BTH	7/31/2018	8/1/2018	1.8500%	1	117,929	117,929	182	118,111	182	118,111
EDC PMMKT	Money Market	NexBank	7/31/2018	8/1/2018	2.1700%	1	324,155	324,155	271	324,426	271	324,426
Total							922,640	922,638	3,737	926,376	3,737	926,376
Vehicle/Equipment Replacement Fund												
VERF	Money Market	114512	7/31/2018	8/1/2018	0.2000%	1	662,820	662,820	(3,124)	659,696	(3,124)	659,696
Total							662,820	662,820	(3,124)	659,696	(3,124)	659,696
Municipal Development District												
	Money Market	114512	7/31/2018	8/1/2018	0.2000%	1	24,739	24,739	28,433	53,172	28,433	53,172
Total							24,739	24,739	28,433	53,172	28,433	53,172
							56,861,409	57,362,422	(436,826)	56,925,596	(436,826)	56,925,596

Summary of Portfolios by Security Type
07/31/18

Security Type	Percent of Total (Book Value)	Average # of days	Average Yield	Book Value			Market Value			
				Principal Invested	Beginning of Month	Change	End of Month	Beginning of Month	Change	End of Month
Money Market Account	41.08%	1	1.2130%	21,867,102	21,891,843	1,492,310	23,384,151	21,891,843	1,492,310	23,384,151
TexPool	14.43%	1	1.8896%	6,855,793	7,187,948	1,026,397	8,214,045	7,187,948	1,026,397	8,214,045
CD's	44.49%	218	1.8059%	28,113,774	28,282,931	-2,955,533	25,327,398	28,282,931	-2,955,533	25,327,398
Total	100.00%			56,836,669	57,362,422	-436,826	56,925,596	57,362,422	-436,826	56,925,596

1Change = Investment activity including earnings, deposits and withdrawals.

City of Sachse, TX
Investment Portfolios
August 31, 2018

Source	Description	Cusip/ Ref	Purchase Date	Maturity Date	Coupon (Int. Rate)	Days to Maturity	Book Value			Market Value		
							Principal Invested	Beginning of Month	Change ¹	End of Month	Beginning of Month	Change
							1,084,178	1,084,178	(728,595)	1,084,178	(728,595)	355,583
							237,570	237,570	406	237,570	406	237,976
							182,574	182,574	153	182,727	153	182,727
							1,504,322	1,504,323	(728,036)	1,504,323	(728,036)	776,285
							3,355,205	3,355,205	5,473	3,360,678	5,473	3,360,678
							1,636,120	1,636,120	(766,973)	869,147	(766,973)	869,147
							445,635	445,635	760	446,395	760	446,395
							922,069	922,069	772	922,841	772	922,841
							2,000,000	2,018,841	3,191	2,022,032	3,191	2,022,032
							2,000,000	2,018,148	3,771	2,021,919	3,771	2,021,919
							1,000,000	1,010,133	1,717	1,011,850	1,717	1,011,850
							11,359,029	11,406,151	(751,289)	10,654,861	(751,289)	10,654,861
							235,879	235,879	406,547	235,879	0	235,879
							2,014,815	2,014,815	1,180	2,014,815	1,180	2,014,815
							691,498	691,498	5,732	691,498	5,732	691,498
							739,371	739,371	11,234	739,371	11,234	739,371
							6,107,477	6,107,477	4,320	6,118,711	4,320	6,118,711
							2,623,787	2,623,787	3,256	2,627,043	3,256	2,627,043
							2,021,047	2,021,047	1,293	2,022,340	1,293	2,022,340
							1,000,000	1,015,104	1,337	1,016,948	1,337	1,016,948
							1,000,000	1,016,118	2,937	1,017,499	2,937	1,017,499
							2,000,000	2,034,266	1,972	2,037,203	1,972	2,037,203
							1,000,000	1,009,488	0	1,011,460	0	1,011,460
							1,000,000	1,011,244	441,189	21,976,894	441,189	21,976,894
							377,160	377,160	178,831	377,160	178,831	555,991
							108,770	108,770	54,028	108,770	54,028	162,798
							413,610	413,610	(202,856)	413,610	(202,856)	618,517
							1,416,748	1,416,748	(53,144)	1,416,748	(53,144)	355,436
							408,580	408,580	(203,260)	1,350,405	(203,260)	1,350,405
							1,553,665	1,553,665	(198,950)	(198,950)	0	(198,950)
							5,066,994	5,066,994	0	5,066,994	0	5,066,994
							2,026,054	2,026,054	0	2,026,054	0	2,026,054
							2,025,014	2,025,014	0	2,025,014	0	2,025,014
							2,023,825	2,023,825	(21,494)	15,199,975	(21,494)	15,199,975
							473,306	473,306	13,088	473,306	13,088	486,394
							145,630	145,630	(316)	352,025	(316)	352,025
							352,341	352,341	(9,884)	116,806	(9,884)	116,806
							1,097,968	1,097,968	43,237	1,111,204	43,237	1,111,204
							148,865	148,865	(36,208)	112,657	(36,208)	112,657
							74,128	74,128	(208,289)	362,299	(208,289)	362,299
							362,299	362,299	154,010	154,010	154,010	154,010

City of Sachse, TX
Investment Portfolios
August 31, 2018

Source	Description	Cusip/ Ref	Purchase Date	Maturity Date	Coupon (Int. Rate)	Days to Maturity	Principal Invested	Book Value			Market Value		
								Beginning of Month	Change 1	End of Month	Beginning of Month	Change	End of Month
Restricted Water Impact Fee	TexPool	1111-000	12/31/2017	1/1/2018	1.9205%	1	80,271	80,271	(46,122)	34,149	80,271	(46,122)	34,149
Restricted Sewer Impact Fee	Money Market	114512	8/31/2018	9/1/2018	0.2000%	1	137,310	137,310	205,358	342,668	137,310	205,358	342,668
Restricted Sewer Impact Fee	Money Market	BTH	8/31/2018	9/1/2018	2.0300%	1	68,374	68,374	27,557	95,931	68,374	27,557	95,931
Restricted Sewer Impact Fee	Money Market	NexBank	8/31/2018	9/1/2018	2.1900%	1	334,178	334,178	134,274	468,452	334,178	134,274	468,452
Restricted Sewer Impact Fee	TexPool	1111-000	12/31/2017	1/1/2018	1.9205%	1	74,040	74,040	29,832	103,872	74,040	29,832	103,872
Restricted Roadway Impact Fee	Money Market	114512	8/31/2018	9/1/2018	0.2000%	1	110,707	110,707	141,113	251,820	110,707	141,113	251,820
Restricted Roadway Impact Fee	Money Market	BTH	8/31/2018	9/1/2018	2.0300%	1	55,127	55,127	15,370	70,497	55,127	15,370	70,497
Restricted Roadway Impact Fee	Money Market	NexBank	8/31/2018	9/1/2018	2.1900%	1	269,434	269,434	74,822	344,256	269,434	74,822	344,256
Restricted Roadway Impact Fee	TexPool	1111-000	12/31/2017	1/1/2018	1.9205%	1	59,695	59,695	16,639	76,334	59,695	16,639	76,334
Impact Fee Fund	CD	1650/2918	2/20/2018	2/20/2019	2.1500%	173	1,009,514	1,018,465	1,860	1,020,325	1,018,465	1,860	1,020,325
Impact Fee Fund	CD	1651/3092	3/20/2018	2/20/2019	2.2200%	173	1,010,574	1,018,093	1,920	1,020,013	1,018,093	1,920	1,020,013
Total							3,794,516	3,810,987	4,126,524	3,810,987	4,126,524	315,536	4,126,524
Street Maintenance Fund													
Street Maintenance Tax	Money Market	114512	8/31/2018	9/1/2018	0.2000%	1	282,517	282,517	40,155	322,672	282,517	40,155	322,672
Street Maintenance Tax	Money Market	BTH	8/31/2018	9/1/2018	2.0300%	1	43,261	43,261	74	43,335	43,261	74	43,335
Total							325,778	325,778	40,229	366,007	325,778	40,229	366,007
Health Insurance Fund													
Health Insurance	Money Market	114512	8/31/2018	9/1/2018	0.2000%	1	335,653	335,653	(23,109)	312,544	335,653	(23,109)	312,544
Health Insurance	Money Market	BTH	8/31/2018	9/1/2018	2.0300%	1	48,318	48,318	83	48,401	48,318	83	48,401
Total							383,971	383,971	(23,026)	360,945	383,971	(23,026)	360,945
EDC Fund													
EDC P/M/M/K/T	Money Market	114512	8/31/2018	9/1/2018	0.2700%	1	483,839	483,839	19,375	503,214	483,839	19,375	503,214
EDC P/M/M/K/T	Money Market	BTH	8/31/2018	9/1/2018	2.0300%	1	118,111	118,111	201	118,312	118,111	201	118,312
EDC P/M/M/K/T	Money Market	NexBank	8/31/2018	9/1/2018	2.1900%	1	324,426	324,426	271	324,697	324,426	271	324,697
Total							926,377	926,376	19,847	946,224	926,376	19,847	946,224
Vehicle/Equipment Replacement Fund													
VERF	Money Market	114512	8/31/2018	9/1/2018	0.2000%	1	659,696	659,696	(2,247)	657,449	659,696	(2,247)	657,449
Total							659,696	659,696	(2,247)	657,449	659,696	(2,247)	657,449
Municipal Development District													
Municipal Development District	Money Market	114512	8/31/2018	9/1/2018	0.2000%	1	53,172	53,172	35,956	89,128	53,172	35,956	89,128
Total							53,172	53,172	35,956	89,128	53,172	35,956	89,128
Total							56,760,174	56,925,596	(660,098)	56,265,496	56,925,596	(660,098)	56,265,496

Summary of Portfolios by Security Type
08/31/18

Security Type	Percent of Total (Book Value)	Average # of days	Average Yield	Book Value			Market Value		
				Principal Invested	Change	End of Month	Beginning of Month	Change	End of Month
Money Market Account	40.33%	1	1.2760%	23,384,151	-694,875	22,689,276	23,384,151	-694,875	22,689,276
TexPool	14.62%	1	1.9205%	8,214,045	13,398	8,227,443	8,214,045	13,398	8,227,443
CD's	45.05%	201	1.8313%	25,161,975	21,379	25,348,777	25,327,398	21,379	25,348,777
Total	100.00%			56,760,171	-660,098	56,265,496	56,925,596	-660,098	56,265,496

1Change = Investment activity including earnings, deposits and withdrawals.

City of Sachse, TX
Investment Portfolios
September 30, 2018

Source	Description	Cusip/ Ref	Purchase Date	Maturity Date	Coupon (Int. Rate)	Days to Maturity	Principal Invested	Book Value		Market Value		
								Beginning of Month	Change ¹	End of Month	Change	
GO Bond I&S Fund	Money Market	114512	9/30/2018	10/1/2018	0.2000%	1	355,583	355,583	(51)	355,532	(51)	355,532
GO Bond I&S Fund	Money Market	BTH	9/30/2018	10/1/2018	1.5700%	1	237,976	237,976	403	238,379	403	238,379
GO Bond I&S Fund	Money Market	NexBank	9/30/2018	10/1/2018	2.1600%	1	182,727	182,727	148	182,875	148	182,875
Total							776,286	776,286	500	776,786	500	776,786
General Fund												
General Fund	TexPool	1111-000	9/30/2018	10/1/2018	1.8110%	1	3,360,678	3,360,678	(1,046,210)	2,314,468	(1,046,210)	2,314,468
General Fund	Money Market	114512	9/30/2018	10/1/2018	0.2000%	1	869,147	869,147	(740,150)	128,997	(740,150)	128,997
General Fund	Money Market	BTH	9/30/2018	10/1/2018	1.5700%	1	446,395	446,395	756	447,151	756	447,151
General Fund	Money Market	NexBank	9/30/2018	10/1/2018	2.1600%	1	922,841	922,841	750	923,591	750	923,591
General Fund	CD	172058489	1/29/2018	10/29/2018	1.8600%	29	2,000,000	2,022,032	3,094	2,025,126	3,094	2,025,126
General Fund	CD	60050002941	2/23/2018	2/26/2019	2.2000%	149	2,000,000	2,021,919	3,778	2,025,697	3,778	2,025,697
General Fund	CD	172052428	1/29/2018	1/29/2019	2.0000%	121	1,000,000	1,011,850	1,665	1,013,515	1,665	1,013,515
Total							10,599,061	10,654,861	(1,776,317)	8,878,544	(1,776,317)	8,878,544
Water and Sewer Fund												
W/S Restricted Fund	Money Market	114512	9/30/2018	10/1/2018	0.2000%	1	235,879	235,879	(15,034)	220,845	(15,034)	220,845
W/S Operations	Money Market	114512	9/30/2018	10/1/2018	0.2000%	1	2,421,362	2,421,362	(212,087)	2,209,275	(212,087)	2,209,275
W/S Operations	Money Market	BTH	9/30/2018	10/1/2018	1.5700%	1	692,678	692,678	1,173	693,851	1,173	693,851
W/S Operations	Money Market	NexBank	9/30/2018	10/1/2018	2.1600%	1	745,103	745,103	5,582	750,685	5,582	750,685
W/S 2017CO	Money Market	3886 2017CO	9/30/2018	10/1/2018	1.4700%	1	6,118,711	6,118,711	10,933	6,129,644	10,933	6,129,644
W/S 2017CO	TexPool	1111-000	9/30/2018	10/1/2018	1.8110%	1	2,628,107	2,628,107	905,786	3,533,893	905,786	3,533,893
W/S 2017CO	CD	-000 2017CO	9/30/2018	10/1/2018	1.8110%	1	2,024,303	2,024,303	3,320	2,027,623	3,320	2,027,623
W/S 2017CO	CD	1918 2017CO	7/25/2017	10/25/2018	1.5000%	25	1,000,000	1,016,397	1,295	1,017,692	1,295	1,017,692
W/S 2017CO	CD	1919 2017CO	7/25/2017	1/25/2019	1.5500%	117	1,000,000	1,016,948	1,338	1,018,286	1,338	1,018,286
W/S 2017CO	CD	1920 2017CO	7/25/2017	4/25/2019	1.6000%	207	1,000,000	1,017,499	1,382	1,018,881	1,382	1,018,881
W/S 2017CO	CD	1921 2017CO	7/25/2018	7/25/2019	1.7000%	298	2,000,000	2,037,203	2,942	2,040,145	2,942	2,040,145
W/S	CD	2943	2/23/2018	8/26/2019	2.3000%	330	1,000,000	1,011,460	1,976	1,013,436	1,976	1,013,436
W/S	CD	7081	10/19/2017	10/19/2018	1.5200%	19	1,000,000	1,011,244	0	1,011,244	0	1,011,244
Total							21,866,143	21,976,894	708,606	22,685,502	708,606	22,685,502
Capital Project Funds												
Capital Project Funds	Money Market	114512	9/30/2018	10/1/2018	0.2000%	1	555,991	555,991	196,935	752,926	196,935	752,926
Capital Project Funds	Money Market	BTH	9/30/2018	10/1/2018	1.5700%	1	162,798	162,798	275	163,073	275	163,073
Capital Project Funds	Money Market	NexBank	9/30/2018	10/1/2018	2.1600%	1	618,517	618,517	503	619,020	503	619,020
2009 GO Bonds	Money Market	114512	9/30/2018	10/1/2018	0.2000%	1	1,213,892	1,213,892	429,968	1,643,860	429,968	1,643,860
2009 GO Bonds	Money Market	BTH	9/30/2018	10/1/2018	1.5700%	1	355,436	355,436	601	356,037	601	356,037
2009 GO Bonds	Money Market	NexBank	9/30/2018	10/1/2018	2.1600%	1	1,350,405	1,350,405	1,098	1,351,503	1,098	1,351,503
2017A CO Bonds	Money Market	114512	9/30/2018	10/1/2018	0.2000%	1	(198,950)	(198,950)	0	(198,950)	0	(198,950)
2017A CO Bonds	CD	7123	10/19/2017	10/19/2019	1.8100%	384	5,066,994	5,066,994	0	5,066,994	0	5,066,994
2017A CO Bonds	CD	7115	10/19/2017	7/19/2019	1.7600%	292	2,026,054	2,026,054	0	2,026,054	0	2,026,054
2017A CO Bonds	CD	7107	10/19/2017	4/19/2019	1.6900%	201	2,025,014	2,025,014	0	2,025,014	0	2,025,014
2017A CO Bonds	CD	7099	10/19/2017	1/19/2019	1.6100%	111	2,023,825	2,023,825	0	2,023,825	0	2,023,825
Total							15,199,976	15,199,975	629,380	15,829,358	629,380	15,829,358
Special Revenue Funds												
Restricted Park Development Fee Fun	Money Market	114512	9/30/2018	10/1/2018	0.2000%	1	486,394	486,394	(7,387)	479,007	(7,387)	479,007
Restricted Park Development Fee Fun	Money Market	BTH	9/30/2018	10/1/2018	1.5700%	1	155,979	155,979	4,263	160,242	4,263	160,242
Restricted General Fund	Money Market	114512	9/30/2018	10/1/2018	0.2000%	1	352,025	352,025	(14,224)	337,801	(14,224)	337,801
Restricted General Fund	Money Market	BTH	9/30/2018	10/1/2018	1.5700%	1	116,806	116,806	(3,801)	113,005	(3,801)	113,005
Total							1,111,204	1,111,204	(21,149)	1,090,055	(21,149)	1,090,055
Impact Fee Fund												
Restricted Water Impact Fee	Money Market	114512	9/30/2018	10/1/2018	0.2000%	1	112,657	112,657	(31,956)	80,701	(31,956)	80,701
Restricted Water Impact Fee	Money Market	BTH	9/30/2018	10/1/2018	1.5700%	1	31,538	31,538	54	31,592	54	31,592
Restricted Water Impact Fee	Money Market	NexBank	9/30/2018	10/1/2018	2.1600%	1	154,010	154,010	125	154,135	125	154,135

City of Sachse, TX
Investment Portfolios
September 30, 2018

Source	Description	Cusip/ Ref	Purchase Date	Maturity Date	Coupon (Int. Rate)	Days to Maturity	Book Value			Market Value		
							Principal Invested	Beginning of Month	Change 1	End of Month	Beginning of Month	Change
Restricted Water Impact Fee	TexPool	1111-000	12/31/2017	1/1/2018	1.8110%	1	34,149	23,992	34,149	58,141	23,992	58,141
Restricted Sewer Impact Fee	Money Market	114512	9/30/2018	10/1/2018	0.2000%	1	342,668	(97,201)	342,668	245,467	(97,201)	245,467
Restricted Sewer Impact Fee	Money Market	BTH	9/30/2018	10/1/2018	1.5700%	1	95,931	162	95,931	96,093	162	96,093
Restricted Sewer Impact Fee	Money Market	NexBank	9/30/2018	10/1/2018	2.1600%	1	468,452	381	468,452	468,833	381	468,833
Restricted Sewer Impact Fee	TexPool	1111-000	12/31/2017	1/1/2018	1.8110%	1	103,872	72,977	103,872	176,849	72,977	176,849
Restricted Roadway Impact Fee	Money Market	114512	9/30/2018	10/1/2018	0.2000%	1	251,820	(71,431)	251,820	180,389	(71,431)	180,389
Restricted Roadway Impact Fee	Money Market	BTH	9/30/2018	10/1/2018	1.5700%	1	70,497	120	70,497	70,617	120	70,617
Restricted Roadway Impact Fee	Money Market	NexBank	9/30/2018	10/1/2018	2.1600%	1	344,256	280	344,256	344,536	280	344,536
Restricted Roadway Impact Fee	TexPool	1111-000	12/31/2017	1/1/2018	1.8110%	1	76,334	53,629	76,334	129,963	53,629	129,963
Impact Fee Fund	CD	1650/2918	2/20/2018	2/20/2019	2.1500%	143	1,009,514	1,863	1,020,325	1,022,188	1,863	1,022,188
Impact Fee Fund	CD	1651/3092	3/20/2018	2/20/2019	2.2200%	143	1,010,574	1,923	1,021,936	1,020,013	1,923	1,021,936
Total							4,106,272	(45,082)	4,081,440	4,126,521	(45,082)	4,081,440
Street Maintenance Fund												
Street Maintenance Tax	Money Market	114512	9/30/2018	10/1/2018	0.2000%	1	322,672	29,739	322,672	352,411	29,739	352,411
Street Maintenance Tax	Money Market	BTH	9/30/2018	10/1/2018	1.5700%	1	43,335	73	43,335	43,408	73	43,408
Total							366,007	29,812	366,007	366,006	29,812	395,619
HEALTH INSURANCE FUNDS												
Health Insurance	Money Market	114512	9/30/2018	10/1/2018	0.2000%	1	312,544	(13,654)	312,544	298,890	(13,654)	298,890
Health Insurance	Money Market	BTH	9/30/2018	10/1/2018	1.5700%	1	48,401	82	48,401	48,483	82	48,483
Total							360,945	(13,572)	360,945	360,945	(13,572)	347,373
EDC FUND												
EDC PMMKT	Money Market	114512	9/30/2018	10/1/2018	0.2700%	1	503,214	(30,814)	503,214	472,400	(30,814)	472,400
EDC PMMKT	Money Market	BTH	9/30/2018	10/1/2018	1.5700%	1	118,312	200	118,312	118,512	200	118,512
EDC PMMKT	Money Market	NexBank	9/30/2018	10/1/2018	2.1600%	1	324,697	264	324,697	324,961	264	324,961
Total							946,224	(30,350)	946,224	946,224	(30,350)	915,874
Vehicle/Equipment Replacement Fund												
VERF	Money Market	114512	9/30/2018	10/1/2018	0.2000%	1	657,449	(28,318)	657,449	629,131	(28,318)	629,131
Total							657,449	(28,318)	657,449	657,449	(28,318)	629,131
Municipal Development District												
Municipal Development District	Money Market	114512	9/30/2018	10/1/2018	0.2000%	1	89,128	26,604	89,128	115,732	26,604	115,732
Total							89,128	26,604	89,128	115,732	26,604	115,732
Total							56,078,695	(519,886)	55,745,613	56,265,494	(519,886)	55,745,613

Summary of Portfolios by Security Type
09/30/18

Security Type	Percent of Total (Book Value)	Average # of days	Average Yield	Principal Invested	Beginning of Month	Change	End of Month	Beginning of Month	Change	End of Month
Money Market Account	39.71%	1	1.1198%	22,689,276	22,689,276	-554,636	22,134,643	22,689,276	-554,636	22,134,643
TexPool	14.78%	1	1.8110%	8,227,443	8,227,443	13,494	8,240,937	8,227,443	13,494	8,240,937
CD's	45.51%	171	1.8313%	25,161,975	25,348,777	21,256	25,370,033	25,348,777	21,256	25,370,033
Total	100.00%			56,078,694	56,265,496	-519,886	55,745,613	56,265,494	-519,886	55,745,613

1Change = Investment activity including earnings, deposits and withdrawals.

Memo

To: **Gina Nash, City Manager**
 From: **Bema Fitzpatrick, Finance Manager** *BFW*
 CC: **Mayor and City Council**
 Date: **January 31, 2019**
 Re: **Investment Report for period ending December 31, 2018**

Attached is the Quarterly Investment Report for the quarter ending December 31 of the fiscal year 2018-2019. This report complies with the requirements of the City's Investment Policy and the Public Funds Investment Act as amended. For this period, the City's portfolio consisted of the following investments:

Portfolio at Quarter Close:	Rate at 12/31/18	% Total	Total Investment
Money Market Account – ANB	.2%	17.41%	10,894,218
Money Market Account - BTH	2.3433%	3.77%	2,356,920
Money Market Account – NexBank	2.65%	7.71%	4,826,130
Money Market Account 2017CO – NexBank	2.65%	9.86%	6,167,797
Money Market Account(EDC)-ANB	.2%	1.51%	942,236
Money Market Account (EDC) BTH	2.3433%	.19%	119,195
Money Market Account (EDC)-NexBank	2.65%	.52%	325,881
Investment Pool – Tex Pool	2.2872%	15.10%	9,448,864
Investment Pool – 2017CO-TexPool	2%	3.26%	2,038,427
CD---East West Bank 2428	2.00%	1.63%	1,018,637
CD---Legacy Bank 1919	1.55%	1.63%	1,022,226
CD---Legacy Bank 1920	1.60%	1.63%	1,022,951
CD---Legacy Bank 1921	1.70%	3.27%	2,048,804
CD---Legacy Bank 2918	2.15%	1.64%	1,027,677
CD---Legacy Bank 2941	2.20%	3.26%	2,036,828
CD---Legacy Bank 2943	2.30%	1.63%	1,019,258
CD---Legacy Bank 3092	2.24%	1.64%	1,027,603
CD---Legacy Bank 6370	2.84%	1.61%	1,004,752
CD---Legacy Bank 6368	2.72%	3.21%	2,009,102
CD---Legacy Bank 6376	2.90%	1.64%	1,023,891
CD---Landmark Bank 7123	1.81%	8.13%	5,090,111
CD---Landmark Bank 7115	1.76%	3.25%	2,035,042
CD---Landmark Bank 7107	1.69%	3.25%	2,033,640
CD---Landmark Bank 7099	1.61%	3.25%	2,032,038
Total Invested City Funds:		100.0%	\$62,572,226

Re: **Investment Report for period ending December 31, 2018**

The City does not carry any security instrument (investment type) on its books that is traded on the open market; therefore all investments are listed at 100% of market value. Interest earnings on all certificate of deposit accounts are accreted quarterly or at maturity. All Funds on deposit are fully secured and safeguarded. **Total investment interest earned for the quarter ending December 31 was \$258,617.**

Citywide cash and investments for the period ending December 31 was \$62,572,226. Of this amount, \$1,387,312 is for the Sachse EDC. It is the strategy of the Finance Department to maintain a high percentage of its idle funds invested in safe and secure investment securities and pooled investment types in accordance with the Public Funds Investment Act.

66% of the City's current portfolio has liquidity of 30 days or less, which is more than adequate for daily operations. The City investments are liquid and have same day access. The City's investment and cash management strategy will be to maintain operational and capital needs in money market accounts and liquid asset pools. The City's funds are swept into the above accounts and withdrawn as needed for operational cash flow requirements.

The average interest rate/yield on the City's investments for the period was 1.85%; weighted average maturity of 70 days. The Texpool Prime Fund interest rate was 2.4927% and the Texpool interest rate was 2.2872% at December 31, 2018. The rolling three-month Treasury yield was 2.37% with the rolling six-month Treasury yield at 2.39%.



QUARTERLY INVESTMENT REPORT

For the Quarter Ended

December 31, 2018

**Prepared by
Valley View Consulting, L.L.C.**

The investment portfolio of the City is in compliance with the Public Funds Investment Act and the Investment Policy and strategies.

Director of Finance

Finance Manager

Disclaimer: These reports were compiled using information provided by the City of Sachse. No procedures were performed to test the accuracy or completeness of this information. The market values included in these reports were obtained by Valley View Consulting, L.L.C. from sources believed to be accurate and represent proprietary valuation. Due to market fluctuations these levels are not necessarily reflective of current liquidation values. Yield calculations are not determined using standard performance formulas, are not representative of total return yields and do not account for investment advisor fees.

Summary

Quarter End Results by Investment Category:

Asset Type	September 30, 2018		December 31, 2018		Ave. Yield
	Book Value	Market Value	Book Value	Market Value	
Bank/Pool	\$ 30,375,581	\$ 30,375,581	\$ 37,119,667	\$ 37,119,667	1.74%
CDs/Securities	25,370,032	25,370,032	25,452,559	25,452,559	2.00%
Totals	\$ 55,745,613	\$ 55,745,613	\$ 62,572,226	\$ 62,572,226	

Current Quarter Average Yield (1) Fiscal Year-to-Date Average Yield (2)
 Total Portfolio 1.85% Total Portfolio 1.85%

Weighted Average Maturity 70 days

Rolling Three Month Treasury 2.37%
 Rolling Six Month Treasury 2.39%

Rolling Three Month Treasury 2.37%
 Rolling Six Month Treasury 2.39%
 TexPool 2.29%

<u>Interest Earnings</u>		<u>City</u>		<u>EDC</u>
Interest Earnings QTR	\$ 256,596	\$ 256,596	\$ 2,021	2,021
Interest Earnings YTD	\$ 256,596	\$ 256,596	\$ 2,021	2,021



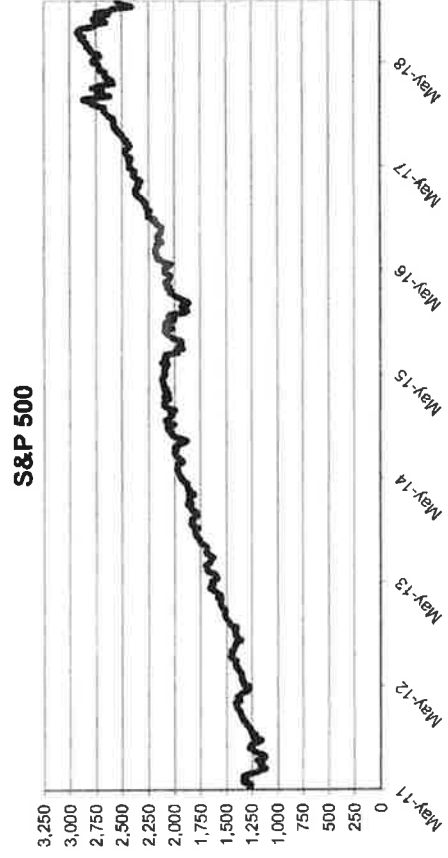
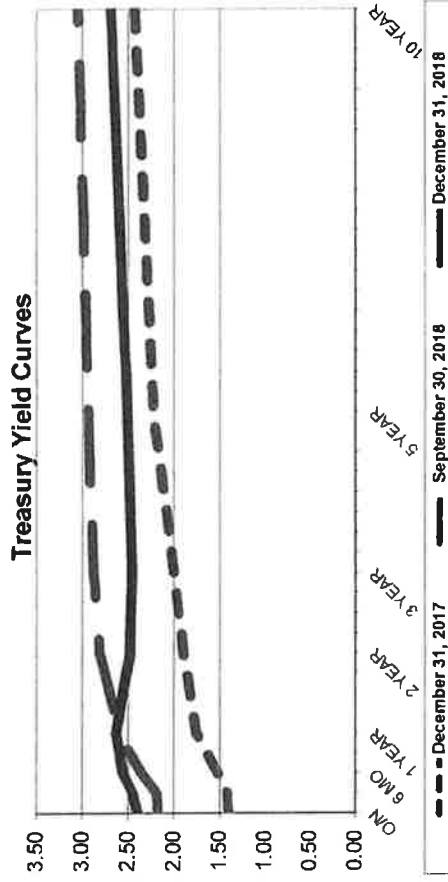
(1) Average Yield calculated using quarter end report yields and adjusted book values and does not reflect a total return analysis or account for advisory fees.

(2) Fiscal Year-to-Date Average Yields calculated using quarter end report yields and adjusted book values and does not reflect a total return analysis or account for advisory fees.

Economic Overview

12/31/2018

The Federal Open Market Committee (FOMC) increased the Fed Funds target range to 2.25% - 2.50% (Effective Fed Funds are trading +/-2.40%). The official outlook calls for two additional increases during 2019. However, the market is currently projecting zero 2019 increases. Gradual FRB portfolio reduction continues by limiting reinvestment of maturing holdings. Third Quarter GDP grew 3.4% (final). Employment/ Unemployment remain solid with December adding 312k new jobs and a 254k three month average. Crude oil decreased below +/- \$50. The Stock Markets drifted slightly higher than recent lows. Housing continues to weaken. The mid-maturity yield curve flattened.



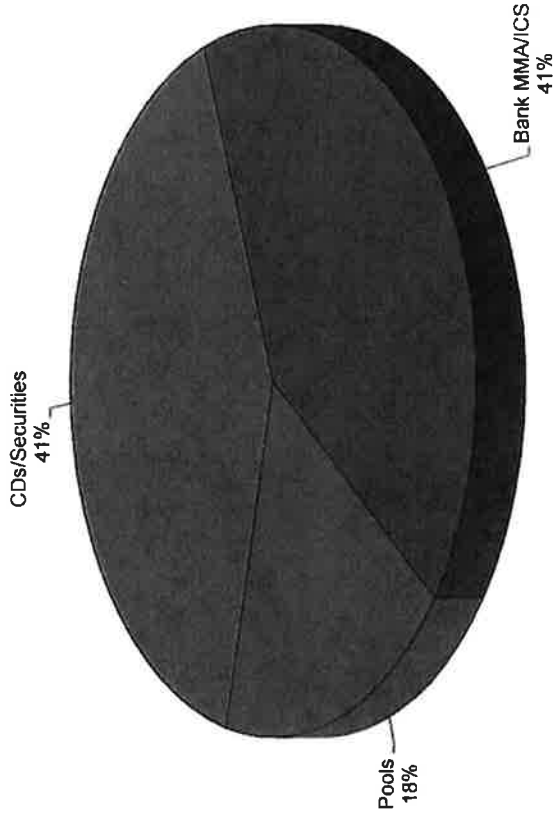
**Investment Holdings
December 31, 2018**

Description	Rating	Coupon/ Discount	Maturity Date	Settlement Date	Original Face/ Par Value	Book Value	Market Price	Market Value	Life (days)	Yield
ANB MMA		0.20%	01/01/19	12/31/18	\$ 11,717,259	\$ 11,717,259	1.00	\$ 11,717,259	1	0.20%
BTH Bank ICS		2.34%	01/01/19	12/31/18	2,595,310	2,595,310	1.00	2,595,310	1	2.34%
NexBank ICS		2.65%	01/01/19	12/31/18	11,319,808	11,319,808	1.00	11,319,808	1	2.65%
TexPool	AAA-m	2.29%	01/01/19	12/31/18	11,487,291	11,487,291	1.00	11,487,291	1	2.29%
Landmark Bank CD 7099		1.61%	01/19/19	10/19/17	2,032,038	2,032,038	100.00	2,032,038	19	1.61%
LegacyTexas Bank CD 1919		1.55%	01/25/19	07/25/17	1,022,226	1,022,226	100.00	1,022,226	25	1.55%
East West Bank CD 2428		2.00%	01/29/19	01/29/18	1,018,637	1,018,637	100.00	1,018,637	29	2.00%
LegacyTexas Bank CD 2918		2.15%	02/20/19	02/20/18	1,027,677	1,027,677	100.00	1,027,677	51	2.15%
LegacyTexas Bank CD 3092		2.22%	02/20/19	03/20/18	1,027,603	1,027,603	100.00	1,027,603	51	2.22%
LegacyTexas Bank CD 2941		2.20%	02/26/19	02/23/18	2,036,828	2,036,828	100.00	2,036,828	57	2.20%
Landmark Bank CD 7107		1.69%	04/19/19	10/19/17	2,033,640	2,033,640	100.00	2,033,640	109	1.69%
LegacyTexas Bank CD 1920		1.60%	04/25/19	07/25/17	1,022,951	1,022,951	100.00	1,022,951	115	1.60%
Landmark Bank CD 7115		1.76%	07/19/19	10/19/17	2,035,042	2,035,042	100.00	2,035,042	200	1.76%
LegacyTxs Bank CD 6368		2.72%	07/23/19	10/23/18	2,009,102	2,009,102	100.00	2,009,102	204	2.72%
LegacyTexas Bank CD 1921		1.70%	07/25/19	07/25/17	2,048,804	2,048,804	100.00	2,048,804	206	1.70%
LegacyTexas Bank CD 2943		2.30%	08/26/19	02/23/18	1,019,258	1,019,258	100.00	1,019,258	238	2.30%
Landmark Bank CD 7123		1.81%	10/19/19	10/19/17	5,090,111	5,090,111	100.00	5,090,111	292	1.81%
LegacyTxs Bank CD 6370		2.84%	10/23/19	10/23/18	1,004,752	1,004,752	100.00	1,004,752	296	2.84%
LegacyTxs Bank CD 6376		2.90%	01/25/20	10/23/18	1,023,891	1,023,891	100.00	1,023,891	390	2.90%
					\$ 62,572,226	\$ 62,572,226		\$ 62,572,226	70	1.85%
									(1)	(2)

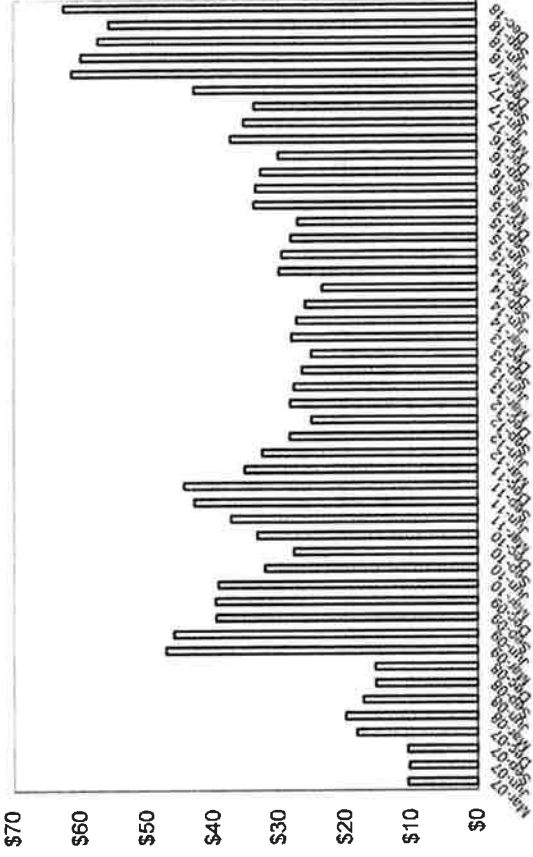
(1) **Weighted average life** - For purposes of calculating weighted average life, pool investments are assumed to have a one day maturity.

(2) **Weighted average yield to maturity** - The weighted average yield to maturity is based on adjusted book value, realized and unrealized gains/losses and investment advisory fees are not considered.

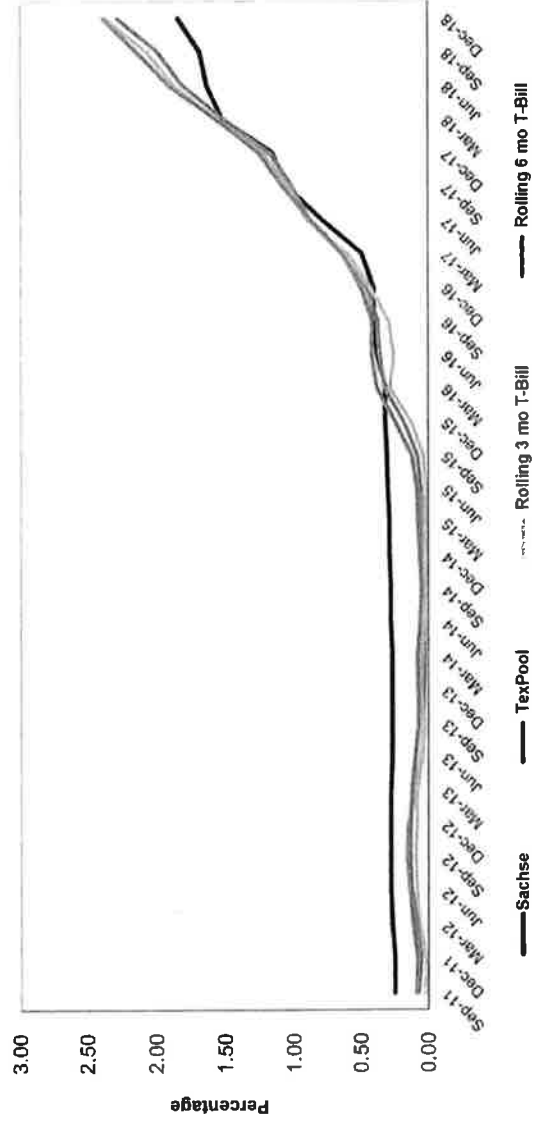
Portfolio Composition



Total Portfolio (Millions)



Total Portfolio Performance



Book Value Comparison

Description	Coupon/ Discount	Maturity Date	September 30, 2018			December 31, 2018		
			Original Face/Par Value	Book Value	Purchases/ Accretions	Amortizations/ Sales/Maturities	Original Face/Par Value	Book Value
ANB MMA	0.20%	01/01/19	\$ 8,304,417	\$ 8,304,417	\$ 3,412,842	\$ -	\$ 11,717,259	\$ 11,717,259
BTH Bank ICS	2.34%	01/01/19	2,580,443	2,580,443	14,867		2,595,310	2,595,310
NexBank ICS	2.65%	01/01/19	11,249,785	11,249,785	70,023		11,319,808	11,319,808
TexPool	2.29%	01/01/19	8,240,936	8,240,936	3,246,355		11,487,291	11,487,291
East West Bank CD 8469	1.86%	10/29/18	2,025,126	2,025,126		(2,025,126)	-	-
Landmark Bank CD 7081	1.52%	10/19/18	1,011,244	1,011,244		(1,011,244)	-	-
LegacyTexas Bank CD 1918	1.50%	10/25/18	1,017,692	1,017,692		(1,017,692)	-	-
Landmark Bank CD 7099	1.61%	01/19/19	2,023,825	2,023,825	8,213		2,032,038	2,032,038
LegacyTexas Bank CD 1919	1.55%	01/25/19	1,018,286	1,018,286	3,940		1,022,226	1,022,226
East West Bank CD 2428	2.00%	01/29/19	1,013,515	1,013,515	5,122		1,018,637	1,018,637
LegacyTexas Bank CD 2918	2.15%	02/20/19	1,022,188	1,022,188	5,489		1,027,677	1,027,677
LegacyTexas Bank CD 3092	2.22%	02/20/19	1,021,936	1,021,936	5,667		1,027,603	1,027,603
LegacyTexas Bank CD 2941	2.20%	02/26/19	2,025,697	2,025,697	11,131		2,036,828	2,036,828
Landmark Bank CD 7107	1.69%	04/19/19	2,025,014	2,025,014	8,626		2,033,640	2,033,640
LegacyTexas Bank CD 1920	1.60%	04/25/19	1,018,881	1,018,881	4,070		1,022,951	1,022,951
Landmark Bank CD 7115	1.76%	07/19/19	2,026,054	2,026,054	8,988		2,035,042	2,035,042
LegacyTeks Bank CD 6368	2.72%	07/23/19	-	-	2,009,102		2,009,102	2,009,102
LegacyTexas Bank CD 1921	1.70%	07/25/19	2,040,145	2,040,145	8,659		2,048,804	2,048,804
LegacyTexas Bank CD 2943	2.30%	08/26/19	1,013,436	1,013,436	5,822		1,019,258	1,019,258
Landmark Bank CD 7123	1.81%	10/19/19	5,066,994	5,066,994	23,117		5,090,111	5,090,111
LegacyTeks Bank CD 6370	2.84%	10/23/19	-	-	1,004,752		1,004,752	1,004,752
LegacyTeks Bank CD 6376	2.90%	01/25/20	-	-	1,023,891		1,023,891	1,023,891
TOTAL			\$ 55,745,613	\$ 55,745,613	\$ 10,880,674	\$ (4,054,061)	\$ 62,572,226	\$ 62,572,226

Market Value Comparison

Description	Coupon/ Discount	Maturity Date	September 30, 2018		December 31, 2018	
			Original Face/Par Value	Market Value	Original Face/Par Value	Market Value
ANB MMA	0.20%	01/01/19	\$ 8,304,417	\$ 8,304,417	\$ 11,717,259	\$ 11,717,259
BTH Bank ICS	2.34%	01/01/19	2,580,443	2,580,443	14,867	2,595,310
NexBank ICS	2.65%	01/01/19	11,249,785	11,249,785	70,023	11,319,808
TexPool	2.29%	01/01/19	8,240,936	8,240,936	3,246,355	11,487,291
East West Bank CD 8469	1.86%	10/29/18	2,025,126	2,025,126	(2,025,126)	-
Landmark Bank CD 7081	1.52%	10/19/18	1,011,244	1,011,244	(1,011,244)	-
LegacyTexas Bank CD 1918	1.50%	10/25/18	1,017,692	1,017,692	(1,017,692)	-
Landmark Bank CD 7099	1.61%	01/19/19	2,023,825	2,023,825	8,213	2,032,038
LegacyTexas Bank CD 1919	1.55%	01/25/19	1,018,286	1,018,286	3,940	1,022,226
East West Bank CD 2428	2.00%	01/29/19	1,013,515	1,013,515	5,122	1,018,637
LegacyTexas Bank CD 2918	2.15%	02/20/19	1,022,188	1,022,188	5,489	1,027,677
LegacyTexas Bank CD 3092	2.22%	02/20/19	1,021,936	1,021,936	5,667	1,027,603
LegacyTexas Bank CD 2941	2.20%	02/26/19	2,025,697	2,025,697	11,131	2,036,828
Landmark Bank CD 7107	1.69%	04/19/19	2,025,014	2,025,014	8,626	2,033,640
LegacyTexas Bank CD 1920	1.60%	04/25/19	1,018,881	1,018,881	4,070	1,022,951
Landmark Bank CD 7115	1.76%	07/19/19	2,026,054	2,026,054	8,988	2,035,042
LegacyTexas Bank CD 6368	2.72%	07/23/19	-	-	2,009,102	2,009,102
LegacyTexas Bank CD 1921	1.70%	07/25/19	2,040,145	2,040,145	8,659	2,048,804
LegacyTexas Bank CD 2943	2.30%	08/26/19	1,013,436	1,013,436	5,822	1,019,258
Landmark Bank CD 7123	1.81%	10/19/19	5,066,994	5,066,994	23,117	5,090,111
LegacyTexas Bank CD 6370	2.84%	10/23/19	-	-	1,004,752	1,004,752
LegacyTexas Bank CD 6376	2.90%	01/25/20	-	-	1,023,891	1,023,891
TOTAL			\$ 55,745,613	\$ 55,745,613	\$ 6,826,613	\$ 62,572,226

Allocation
December 31, 2018

Book & Market Value	Total	GO I&S	General Fund	W/S Restricted	W/S Operations	Capital Project	2009 GO Bonds
ANB MMA	\$ 11,717,259	\$ 3,343,906	\$ 1,791,804	\$ 220,845	\$ 1,416,455	\$ 773,492	\$ 1,155,284
BTH Bank ICS	2,595,310	239,752	449,727	-	697,849	209,377	312,725
NexBank ICS	11,319,808	183,393	625,356	-	770,191	913,118	1,363,830
TexPool	11,487,291	-	6,028,253	-	3,053,713	-	-
Landmark Bank CD 7099	2,032,038	-	-	-	-	-	-
LegacyTexas Bank CD 1919	1,022,226	-	-	-	-	-	-
East West Bank CD 2428	1,018,637	-	1,018,637	-	-	-	-
LegacyTexas Bank CD 2918	1,027,677	-	-	-	-	-	-
LegacyTexas Bank CD 3092	1,027,603	-	-	-	-	-	-
LegacyTexas Bank CD 2941	2,036,828	-	2,036,828	-	-	-	-
Landmark Bank CD 7107	2,033,640	-	-	-	-	-	-
LegacyTexas Bank CD 1920	1,022,951	-	-	-	-	-	-
Landmark Bank CD 7115	2,035,042	-	-	-	-	-	-
LegacyTexas Bank CD 6368	2,009,102	-	2,009,102	-	-	-	-
LegacyTexas Bank CD 1921	2,048,804	-	-	-	-	-	-
LegacyTexas Bank CD 2943	1,019,258	-	-	-	1,019,258	-	-
Landmark Bank CD 7123	5,090,111	-	-	-	-	-	-
LegacyTexas Bank CD 6370	1,004,752	-	-	-	1,004,752	-	-
LegacyTexas Bank CD 6376	1,023,891	-	-	-	-	-	-
Totals	\$ 62,572,226	\$ 3,767,051	\$ 13,959,706	\$ 220,845	\$ 7,962,218	\$ 1,895,987	\$ 2,831,839

Allocation
(continued)

December 31, 2018

Book & Market Value	2017 CO	2017A CO	Restricted Park Develop,	Restricted General	Restricted Water Impact	Restricted Sewer Impact	Restricted Roadway	Street Maint.
ANB MMA	\$ -	\$ (198,950)	\$ 480,182	\$ 339,441	\$ 55,109	\$ 162,368	\$ 89,714	\$ 136,924
BTH Bank ICS	-	-	163,739	111,082	35,780	105,418	58,247	43,658
NexBank ICS	6,167,797	-	-	-	174,058	512,830	283,355	-
TexPool	2,038,427	-	-	-	65,820	193,927	107,151	-
Landmark Bank CD 7099	-	2,032,038	-	-	-	-	-	-
LegacyTexas Bank CD 1919	1,022,226	-	-	-	-	-	-	-
East West Bank CD 2428	-	-	-	-	-	-	-	-
LegacyTexas Bank CD 2918	-	-	-	-	-	-	1,027,677	-
LegacyTexas Bank CD 3092	-	-	-	-	-	-	1,027,603	-
LegacyTexas Bank CD 2941	-	-	-	-	-	-	-	-
Landmark Bank CD 7107	-	2,033,640	-	-	-	-	-	-
LegacyTexas Bank CD 1920	1,022,951	-	-	-	-	-	-	-
Landmark Bank CD 7115	-	2,035,042	-	-	-	-	-	-
LegacyTexs Bank CD 6368	-	-	-	-	-	-	-	-
LegacyTexas Bank CD 1921	2,048,804	-	-	-	-	-	-	-
LegacyTexas Bank CD 2943	-	-	-	-	-	-	-	-
Landmark Bank CD 7123	-	5,090,111	-	-	-	-	-	-
LegacyTexs Bank CD 6370	-	-	-	-	-	-	-	-
LegacyTexs Bank CD 6376	1,023,891	-	-	-	-	-	-	-
Totals	\$13,324,095	\$ 10,991,880	\$ 643,921	\$ 450,523	\$ 330,766	\$ 974,543	\$ 2,593,745	\$ 180,582

Allocation (continued)

December 31, 2018

Book & Market Value	VERF	MDD	Health Insurance	EDC
ANB MMA	\$ 496,917	\$ 205,212	\$ 306,320	\$ 942,236
BTH Bank ICS	-	-	48,762	119,195
NexBank ICS	-	-	-	325,881
TexPool	-	-	-	-
Landmark Bank CD 7099	-	-	-	-
LegacyTexas Bank CD 1919	-	-	-	-
East West Bank CD 2428	-	-	-	-
LegacyTexas Bank CD 2918	-	-	-	-
LegacyTexas Bank CD 3092	-	-	-	-
LegacyTexas Bank CD 2941	-	-	-	-
Landmark Bank CD 7107	-	-	-	-
LegacyTexas Bank CD 1920	-	-	-	-
Landmark Bank CD 7115	-	-	-	-
LegacyTexs Bank CD 6368	-	-	-	-
LegacyTexas Bank CD 1921	-	-	-	-
LegacyTexas Bank CD 2943	-	-	-	-
Landmark Bank CD 7123	-	-	-	-
LegacyTexs Bank CD 6370	-	-	-	-
LegacyTexs Bank CD 6376	-	-	-	-

Totals \$ 496,917 \$ 205,212 \$ 355,082 \$ 1,387,312

Allocation
September 30, 2018

Book & Market Value	Total	GO I&S	General Fund	W/S Restricted	W/S Operations	Capital Project	2009 GO Bonds	2017 CO
ANB MMA	\$ 8,304,417	\$ 355,532	\$ 128,997	\$ 220,845	\$ 2,209,279	\$ 752,926	\$ 1,643,860	\$ -
BTH Bank ICS	2,580,443	238,379	447,151	-	693,851	163,073	356,037	-
NexBank ICS	11,249,785	182,875	923,591	-	750,685	619,020	1,351,503	6,129,644
TexPool	8,240,936	-	2,314,468	-	3,533,893	-	-	2,027,623
East West Bank CD 8469	2,025,126	-	2,025,126	-	-	-	-	-
Landmark Bank CD 7081	1,011,244	-	-	-	1,011,244	-	-	-
LegacyTexas Bank CD 1918	1,017,692	-	-	-	-	-	-	1,017,692
Landmark Bank CD 7099	2,023,825	-	-	-	-	-	-	-
LegacyTexas Bank CD 1919	1,018,286	-	-	-	-	-	-	1,018,286
East West Bank CD 2428	1,013,515	-	1,013,515	-	-	-	-	-
LegacyTexas Bank CD 2918	1,022,188	-	-	-	-	-	-	-
LegacyTexas Bank CD 3092	1,021,936	-	-	-	-	-	-	-
LegacyTexas Bank CD 2941	2,025,697	-	2,025,697	-	-	-	-	-
Landmark Bank CD 7107	2,025,014	-	-	-	-	-	-	-
LegacyTexas Bank CD 1920	1,018,881	-	-	-	-	-	-	1,018,881
Landmark Bank CD 7115	2,026,054	-	-	-	-	-	-	-
LegacyTexas Bank CD 1921	2,040,145	-	-	-	-	-	-	2,040,145
LegacyTexas Bank CD 2943	1,013,436	-	-	-	1,013,436	-	-	-
Landmark Bank CD 7123	5,066,994	-	-	-	-	-	-	-
Totals	\$ 55,745,613	\$ 776,786	\$ 8,878,544	\$ 220,845	\$ 9,212,387	\$ 1,535,020	\$ 3,351,401	\$ 13,252,270

Allocation
(continued)

September 30, 2018

Book & Market Value	2017A CO	Restricted Park Develop.	Restricted General	Restricted Water Impact	Restricted Sewer Impact	Restricted Roadway	Street Maint.	VERF
ANB MMA	\$ (198,950)	\$ 479,007	\$ 337,801	\$ 80,701	\$ 245,467	\$ 180,389	\$ 352,411	\$ 629,131
BTH Bank ICS	-	160,242	113,005	31,592	96,093	70,617	43,408	-
NexBank ICS	-	-	-	154,135	468,833	344,536	-	-
TexPool	-	-	-	58,141	176,849	129,963	-	-
East West Bank CD 8469	-	-	-	-	-	-	-	-
Landmark Bank CD 7081	-	-	-	-	-	-	-	-
Legacy Texas Bank CD 1918	-	-	-	-	-	-	-	-
Landmark Bank CD 7099	2,023,825	-	-	-	-	-	-	-
Legacy Texas Bank CD 1919	-	-	-	-	-	-	-	-
East West Bank CD 2428	-	-	-	-	-	-	-	-
Legacy Texas Bank CD 2918	-	-	-	-	-	1,022,188	-	-
Legacy Texas Bank CD 3092	-	-	-	-	-	1,021,936	-	-
Legacy Texas Bank CD 2941	-	-	-	-	-	-	-	-
Landmark Bank CD 7107	2,025,014	-	-	-	-	-	-	-
Legacy Texas Bank CD 1920	-	-	-	-	-	-	-	-
Landmark Bank CD 7115	2,026,054	-	-	-	-	-	-	-
Legacy Texas Bank CD 1921	-	-	-	-	-	-	-	-
Legacy Texas Bank CD 2943	-	-	-	-	-	-	-	-
Landmark Bank CD 7123	5,066,994	-	-	-	-	-	-	-
Totals	\$ 10,942,937	\$ 639,249	\$ 450,805	\$ 324,569	\$ 987,242	\$ 2,769,629	\$ 395,819	\$ 629,131

Allocation (continued)

September 30, 2018

Book & Market Value	MDD	Health Insurance	EDC
ANB MMA	\$ 115,732	\$ 298,890	\$472,400
BTH Bank ICS	-	48,483	118,512
NexBank ICS	-	-	324,961
TexPool	-	-	-
East West Bank CD 8469	-	-	-
Landmark Bank CD 7081	-	-	-
LegacyTexas Bank CD 1918	-	-	-
Landmark Bank CD 7099	-	-	-
LegacyTexas Bank CD 1919	-	-	-
East West Bank CD 2428	-	-	-
LegacyTexas Bank CD 2918	-	-	-
LegacyTexas Bank CD 3092	-	-	-
LegacyTexas Bank CD 2941	-	-	-
Landmark Bank CD 7107	-	-	-
LegacyTexas Bank CD 1920	-	-	-
Landmark Bank CD 7115	-	-	-
LegacyTexas Bank CD 1921	-	-	-
LegacyTexas Bank CD 2943	-	-	-
Landmark Bank CD 7123	-	-	-
Totals	\$ 115,732	\$ 347,373	\$915,874

Portfolio Summary
City of Sachse, TX
December 31, 2018

Safety - Investment Type

Investment Type	Book Value	Percent
Money Market Account*	\$ 25,632,376	41.0%
Investment Pools	11,487,291	18.4%
CD's	25,452,559	40.7%
Total*	\$ 62,572,226	100%

*(Includes Sachse EDC Money Market)

Liquidity - Investments by Maturity Date

Under 30 days	\$ 41,192,568	66%
31 - 90 days	4,092,108	7%
91 - 180 days	3,056,591	5%
181 - 365 days	13,207,069	21%
366 - 760 days	1,023,890	2%
Total Principal Invested	\$ 62,572,226	100%

Portfolio Yield	Fiscal YTD Interest	Int Earned this QTR	(FYTD) Percent of total
<i>Portfolio</i>			
Debt Service	\$ 2,108	\$ 2,108	0.81%
General Fund	\$ 46,376	46,376	17.93%
Water and Sewer Fund	\$ 129,818	129,818	50.20%
Capital Project Fund	\$ 58,782	58,782	22.73%
Special Revenue Fund	\$ 1,814	1,814	0.70%
Impact Fee Fund	\$ 17,073	17,073	6.60%
Street Maintenance Fund	\$ 260	260	0.10%
Vehicle/Equipment Fund	\$ -	\$ -	
Municipal Development District	\$ 34	\$ 34	
Health Insurance Fund	\$ 331	331	0.13%
Sachse EDC	\$ 2,021	2,021	0.78%
Total Portfolios	\$ 258,617	\$ 258,617	99.99%

Portfolio Balance	Beginning Balances	Ending Book Balances	Change
<i>Portfolio</i>			
Debt Service	\$ 776,786	\$ 3,767,051	\$ 2,990,265.00
General Fund	8,878,544	13,959,706	5,081,162.00
Water and Sewer Fund	22,685,502	21,507,158	(1,178,344.00)
Capital Project Fund	15,829,358	15,719,706	(109,652.00)
Special Revenue Fund	1,090,055	1,094,444	4,389.00
Impact Fee Fund	4,081,440	3,899,055	(182,385.00)
Street Maintenance Fund	395,819	180,582	(215,237.00)
Vehicle/Equipment Fund	629,131	496,917	(132,214.00)
Municipal Development District	115,732	205,212	89,480.00
Health Insurance Fund	347,373	355,082	7,709.00
Sachse EDC	915,874	1,387,312	471,438.00
Total Portfolios	\$ 55,745,614	\$ 62,572,226	\$ 6,826,611

Historical Interest Rates

	October	November	December
Pooled Money Market Account	2018	0.2000%	0.2000%
	2017	0.2000%	0.2000%
	2016	0.2000%	0.2000%
Tax Pool	2018	2.1438%	2.2030%
	2017	1.0318%	1.0506%
	2016	0.3828%	0.3987%

City of Sachse, TX
Investment Portfolios
October 31, 2018

Source	Description	Cusip/ Ref	Purchase Date	Maturity Date	Coupon (Int. Rate)	Days to Maturity	Book Value			Market Value		
							Principal Invested	Beginning of Month	Change1	End of Month	Beginning of Month	Change
Local Service												
GO Bond I&S Fund	Money Market	114512	10/31/2018	11/1/2018	0.2000%	1	355,532	355,532	102,375	355,532	102,375	457,907
GO Bond I&S Fund	Money Market	BTH	10/31/2018	11/1/2018	2.2750%	1	238,379	238,379	450	238,379	450	238,829
GO Bond I&S Fund	Money Market	NexBank	10/31/2018	11/1/2018	2.4500%	1	182,875	182,875	173	183,048	173	183,048
Total							776,786	776,786	102,998	776,786	102,998	879,784
General Fund												
General Fund	TexPool	1111-000	10/31/2018	11/1/2018	2.1438%	1	2,314,468	2,314,468	(1,298,142)	2,314,468	(1,298,142)	1,016,326
General Fund	Money Market	114512	10/31/2018	11/1/2018	0.2000%	1	128,997	128,997	733,700	862,697	733,700	862,697
General Fund	Money Market	BTH	10/31/2018	11/1/2018	2.2750%	1	447,151	447,151	846	447,997	846	447,997
General Fund	Money Market	NexBank	10/31/2018	11/1/2018	2.4500%	1	923,591	923,591	(299,412)	624,179	923,591	624,179
General Fund	CD	60050006368	10/23/2018	7/23/2019	2.7200%	265	0	0	2,000,000	2,000,000	0	2,000,000
General Fund	CD	172058469	1/29/2018	10/29/2018	1.8600%	0	2,000,000	2,025,126	(2,025,126)	0	2,025,126	0
General Fund	CD	60050002941	2/23/2018	2/26/2019	2.2000%	118	2,000,000	2,025,697	3,662	2,029,359	2,025,697	3,662
General Fund	CD	172052428	1/29/2018	1/29/2019	2.0000%	90	1,000,000	1,013,515	1,723	1,015,238	1,723	1,015,238
Total							8,814,207	8,878,544	(882,749)	7,995,796	(882,749)	7,995,796
Water and Sewer Fund												
W/S Restricted Fund	Money Market	114512	10/31/2018	11/1/2018	0.2000%	1	220,845	220,845	0	220,845	0	220,845
W/S Operations	Money Market	114512	10/31/2018	11/1/2018	0.2000%	1	2,209,275	2,209,275	(418,017)	1,791,258	(418,017)	1,791,258
W/S Operations	Money Market	BTH	10/31/2018	11/1/2018	2.2750%	1	693,851	693,851	1,312	695,163	1,312	695,163
W/S Operations	Money Market	NexBank	10/31/2018	11/1/2018	2.4500%	1	750,685	750,685	6,486	757,171	6,486	757,171
W/S 2017CO	Money Market	3886 2017CO	10/31/2018	11/1/2018	1.4700%	1	6,129,644	6,129,644	12,696	6,142,340	12,696	6,142,340
W/S Operations	TexPool	1111-000	10/31/2018	11/1/2018	2.1438%	1	3,533,893	3,533,893	507,389	4,041,282	507,389	4,041,282
W/S 2017CO	CD	1-000 2017CO	10/31/2018	11/1/2018	2.1438%	1	2,027,623	2,027,623	3,714	2,031,337	3,714	2,031,337
W/S 2017CO	CD	60050006376	10/23/2018	1/25/2020	2.9000%	451	0	0	1,018,946	1,018,946	0	1,018,946
W/S 2017CO	CD	1918 2017CO	7/25/2017	10/25/2018	1.5000%	0	1,000,000	1,017,692	(1,017,692)	0	1,017,692	0
W/S 2017CO	CD	1919 2017CO	7/25/2017	1/25/2019	1.5500%	86	1,000,000	1,018,286	1,298	1,019,584	1,298	1,019,584
W/S 2017CO	CD	1920 2017CO	7/25/2017	4/25/2019	1.6000%	176	1,000,000	1,018,881	1,340	1,020,221	1,340	1,020,221
W/S 2017CO	CD	1921 2017CO	7/25/2017	7/25/2019	1.7000%	267	2,000,000	2,040,145	2,850	2,042,995	2,850	2,042,995
W/S	CD	2943	2/23/2018	8/26/2019	2.3000%	299	1,000,000	1,013,436	1,915	1,015,351	1,915	1,015,351
W/S	CD	60050006370	10/23/2018	10/23/2019	2.8400%	357	1,000,000	1,000,000	0	1,000,000	0	1,000,000
W/S	CD	7081	10/19/2017	10/19/2018	1.5200%	0	1,000,000	1,011,244	(1,011,244)	1,011,244	(1,011,244)	0
Total							23,565,816	22,685,502	110,993	22,796,494	110,993	22,796,494
Capital Project Funds												
Capital Project Funds	Money Market	114512	10/31/2018	11/1/2018	0.2000%	1	752,926	752,926	71,346	824,272	71,346	824,272
Capital Project Funds	Money Market	BTH	10/31/2018	11/1/2018	2.2750%	1	163,073	163,073	51,352	214,425	51,352	214,425
Capital Project Funds	Money Market	NexBank	10/31/2018	11/1/2018	2.4500%	1	619,020	619,020	317,959	936,979	317,959	936,979
2009 GO Bonds	Money Market	114512	10/31/2018	11/1/2018	0.2000%	1	1,643,860	1,643,860	(468,842)	1,175,018	(468,842)	1,175,018
2009 GO Bonds	Money Market	BTH	10/31/2018	11/1/2018	2.2750%	1	356,037	356,037	(50,370)	305,667	(50,370)	305,667
2009 GO Bonds	Money Market	NexBank	10/31/2018	11/1/2018	2.4500%	1	1,351,503	1,351,503	(15,818)	1,335,685	(15,818)	1,335,685
2017A CO Bonds	Money Market	114512	10/31/2018	11/1/2018	0.2000%	1	(198,950)	(198,950)	0	(198,950)	0	(198,950)
2017A CO Bonds	CD	7123	10/19/2017	10/19/2019	1.8100%	353	5,066,994	5,066,994	23,117	5,090,111	23,117	5,090,111
2017A CO Bonds	CD	7115	10/19/2017	7/19/2019	1.7600%	261	2,026,054	2,026,054	8,988	2,035,042	8,988	2,035,042
2017A CO Bonds	CD	7107	10/19/2017	4/19/2019	1.6900%	170	2,025,014	2,025,014	8,626	2,033,640	8,626	2,033,640
2017A CO Bonds	CD	7099	10/19/2017	1/19/2019	1.6100%	80	2,023,825	2,023,825	8,213	2,032,038	8,213	2,032,038
Total							15,829,356	15,829,358	(45,429)	15,783,927	(45,429)	15,783,927
Special Revenue Funds												
Restricted Park Development Fee Fund	Money Market	114512	10/31/2018	11/1/2018	0.2000%	1	479,007	479,007	453	479,460	453	479,460
Restricted Park Development Fee Fund	Money Market	BTH	10/31/2018	11/1/2018	2.2750%	1	160,242	160,242	3,539	163,781	3,539	163,781
Restricted General Fund	Money Market	114512	10/31/2018	11/1/2018	0.2000%	1	337,801	337,801	(1,044)	336,757	(1,044)	336,757
Restricted General Fund	Money Market	BTH	10/31/2018	11/1/2018	2.2750%	1	113,005	113,005	(3,022)	109,983	(3,022)	109,983
Total							1,090,055	1,090,055	(74)	1,089,980	(74)	1,089,980
Impact Fee Fund												
Restricted Water Impact Fee	Money Market	114512	10/31/2018	11/1/2018	0.2000%	1	80,701	80,701	1,309	82,010	1,309	82,010
Restricted Water Impact Fee	Money Market	BTH	10/31/2018	11/1/2018	2.2750%	1	31,592	31,592	(695)	30,897	(695)	30,897

City of Sachse, TX
Investment Portfolios
October 31, 2018

Source	Description	Cusip/ Ref	Purchase Date	Maturity Date	Coupon (Int. Rate)	Days to Maturity	Book Value			Market Value		
							Principal Invested	Beginning of Month	Change ¹	End of Month	Beginning of Month	Change
Restricted Water Impact Fee	Money Market	NexBank	10/31/2018	11/1/2018	2.4500%	1	154,135	154,135	(3,537)	150,598	(3,537)	150,598
Restricted Water Impact Fee	TexPool	1111-000	12/31/2017	1/1/2018	2.1438%	1	58,141	58,141	(1,283)	56,858	(1,283)	56,858
Restricted Sewer Impact Fee	Money Market	114512	10/31/2018	11/1/2018	0.2000%	1	245,467	245,467	(65,096)	180,371	(65,096)	180,371
Restricted Sewer Impact Fee	Money Market	BTH	10/31/2018	11/1/2018	2.2750%	1	96,093	96,093	(28,141)	67,952	(28,141)	67,952
Restricted Sewer Impact Fee	Money Market	NexBank	10/31/2018	11/1/2018	2.4500%	1	468,833	468,833	(137,611)	331,222	(137,611)	331,222
Restricted Sewer Impact Fee	TexPool	1111-000	12/31/2017	1/1/2018	2.1438%	1	176,849	176,849	(51,798)	125,051	(51,798)	125,051
Restricted Roadway Impact Fee	Money Market	114512	10/31/2018	11/1/2018	0.2000%	1	180,389	180,389	84,594	264,983	84,594	264,983
Restricted Roadway Impact Fee	Money Market	BTH	10/31/2018	11/1/2018	2.2750%	1	70,617	70,617	29,211	99,828	29,211	99,828
Restricted Roadway Impact Fee	Money Market	NexBank	10/31/2018	11/1/2018	2.4500%	1	344,536	344,536	142,061	486,597	142,061	486,597
Restricted Roadway Impact Fee	TexPool	1111-000	12/31/2017	1/1/2018	2.1438%	1	331,307	331,307	53,749	385,056	53,749	385,056
Impact Fee Fund	CD	1650/2918	2/20/2018	2/20/2019	2.1500%	112	1,009,514	1,022,188	1,806	1,023,994	1,806	1,023,994
Impact Fee Fund	CD	1651/3092	3/20/2018	2/20/2019	2.2200%	112	1,010,574	1,021,936	1,865	1,023,801	1,865	1,023,801
Total							4,258,748	4,081,440	26,434	4,107,875	26,434	4,107,875
Street Maintenance Fund												
Street Maintenance Tax	Money Market	114512	10/31/2018	11/1/2018	0.2000%	1	352,411	352,411	29,738	382,149	29,738	382,149
Street Maintenance Tax	Money Market	BTH	10/31/2018	11/1/2018	2.2750%	1	43,408	43,408	82	43,490	82	43,490
Total							395,819	395,819	29,820	425,640	29,820	425,640
Health Insurance Fund												
Health Insurance	Money Market	114512	10/31/2018	11/1/2018	0.2000%	1	298,890	298,890	(5,072)	293,818	(5,072)	293,818
Health Insurance	Money Market	BTH	10/31/2018	11/1/2018	2.2750%	1	48,483	48,483	91	48,574	91	48,574
Total							347,373	347,373	(4,981)	342,393	(4,981)	342,393
EDC Fund												
EDC PFMKT	Money Market	114512	10/31/2018	11/1/2018	0.2700%	1	472,400	472,400	417,768	890,168	417,768	890,168
EDC PFMKT	Money Market	BTH	10/31/2018	11/1/2018	2.2750%	1	118,512	118,512	224	118,736	224	118,736
EDC PFMKT	Money Market	NexBank	10/31/2018	11/1/2018	2.4500%	1	324,961	324,961	307	325,268	307	325,268
Total							915,874	915,874	418,299	1,334,172	418,299	1,334,172
Vestice/Equament Replacement Fund												
VERF	Money Market	114512	10/31/2018	11/1/2018	0.2000%	1	629,131	629,131	(3,155)	625,976	(3,155)	625,976
Total							629,131	629,131	(3,155)	625,976	(3,155)	625,976
Municipal Development District												
Municipal Development District	Money Market	114512	10/31/2018	11/1/2018	0.2000%	1	115,732	115,732	26,420	142,152	26,420	142,152
Total							115,732	115,732	26,420	142,152	26,420	142,152

Summary of Portfolios by Security Type
10/31/18

Security Type	Percent of Total (Book Value)	Average # of days	Average Yield	Book Value			Market Value			
				Principal Invested	Beginning of Month	Change	End of Month	Beginning of Month	Change	End of Month
Money Market Account	40.83%	1	1.4141%	22,018,908	22,134,643	534,660	22,669,300	22,134,643	534,660	22,669,300
TexPool	13.43%	1	2.1438%	8,442,281	8,240,937	-786,371	7,454,566	8,240,937	-786,371	7,454,566
CD's	45.75%	213	1.9961%	26,161,975	25,370,033	30,287	25,400,320	25,370,033	30,287	25,400,320
Total	100.00%			56,623,164	55,745,613	-221,424	55,524,186	55,745,613	-221,424	55,524,186

¹Change = Investment activity including earnings deposits and withdrawals.

City of Sachse, TX
Investment Portfolios
November 30, 2018

Source	Description	Cusip/ Ref	Purchase Date	Maturity Date	Coupon (Int. Rate)	Days to Maturity	Book Value			Market Value			
							Principal Invested	Beginning of Month	Change ¹	End of Month	Beginning of Month	Change	End of Month
Debt Service													
GO Bond I&S Fund	Money Market	114512	11/30/2018	12/1/2018	0.2000%	1	457,907	457,907	486,001	943,908	457,907	486,001	943,908
GO Bond I&S Fund	Money Market	BTH	11/30/2018	12/1/2018	0.2000%	1	238,829	238,829	447	239,276	238,829	447	239,276
GO Bond I&S Fund	Money Market	NexBank	11/30/2018	12/1/2018	2.1900%	1	183,048	183,048	168	183,216	183,048	168	183,216
Total							879,784	879,784	486,616	1,366,400	879,784	486,616	1,366,400
Central Fund													
General Fund	TexPool	1111-000	11/30/2018	12/1/2018	1.9205%	1	1,016,326	1,016,326	356,134	1,372,460	1,016,326	356,134	1,372,460
General Fund	Money Market	114512	11/30/2018	12/1/2018	0.2000%	1	862,697	862,697	155,469	1,018,166	862,697	155,469	1,018,166
General Fund	Money Market	BTH	11/30/2018	12/1/2018	0.2000%	1	447,997	447,997	838	448,835	447,997	838	448,835
General Fund	Money Market	NexBank	11/30/2018	12/1/2018	2.1900%	1	624,179	624,179	572	624,751	624,179	572	624,751
General Fund	CD	60050006368	10/23/2018	7/23/2019	2.7200%	235	2,000,000	2,000,000	4,620	2,004,620	2,000,000	4,620	2,004,620
General Fund	CD	60050002941	2/23/2018	2/26/2019	2.2000%	88	2,000,000	2,029,359	3,792	2,033,151	2,029,359	3,792	2,033,151
General Fund	CD	172052428	1/29/2018	1/29/2019	2.0000%	60	1,000,000	1,015,238	1,670	1,016,908	1,015,238	1,670	1,016,908
Total							7,951,199	7,995,796	523,095	8,518,892	7,995,796	523,095	8,518,892
Water and Sewer Fund													
WS Restricted Fund	Money Market	114512	11/30/2018	12/1/2018	0.2000%	1	220,845	220,845	0	220,845	220,845	0	220,845
WS Operations	Money Market	114512	11/30/2018	12/1/2018	0.2000%	1	1,791,258	1,791,258	(1,050,860)	740,398	1,791,258	(1,050,860)	740,398
WS Operations	Money Market	BTH	11/30/2018	12/1/2018	0.2000%	1	695,163	695,163	1,301	696,464	695,163	1,301	696,464
WS Operations	Money Market	NexBank	11/30/2018	12/1/2018	2.1900%	1	757,171	757,171	6,328	763,499	757,171	6,328	763,499
WS 2017CO	Money Market	3886 2017CO	11/30/2018	12/1/2018	1.4700%	1	6,142,340	6,142,340	12,377	6,154,717	6,142,340	12,377	6,154,717
WS Operations	TexPool	1111-000	11/30/2018	12/1/2018	1.9205%	1	4,041,282	4,041,282	7,318	4,048,600	4,041,282	7,318	4,048,600
WS 2017CO	Money Market	-000 2017CO	11/30/2018	12/1/2018	1.9205%	1	2,031,337	2,031,337	3,678	2,035,015	2,031,337	3,678	2,035,015
WS 2017CO	CD	60050006376	10/23/2018	7/25/2020	2.9000%	421	1,018,946	1,018,946	2,510	1,021,456	1,018,946	2,510	1,021,456
WS 2017CO	CD	1919 2017CO	7/25/2017	7/25/2019	1.5500%	56	1,000,000	1,019,584	1,342	1,020,926	1,019,584	1,342	1,020,926
WS 2017CO	CD	1920 2017CO	7/25/2017	4/25/2019	1.6000%	146	1,000,000	1,020,221	1,387	1,021,608	1,020,221	1,387	1,021,608
WS 2017CO	CD	1921 2017CO	7/25/2017	7/25/2019	1.7000%	237	2,000,000	2,042,995	2,950	2,045,945	2,042,995	2,950	2,045,945
WS	CD	2943	2/23/2018	8/26/2019	2.3000%	269	1,000,000	1,015,351	1,984	1,017,335	1,015,351	1,984	1,017,335
WS	CD	60050006370	10/23/2018	10/23/2019	2.8400%	327	1,000,000	1,000,000	2,412	1,002,412	1,000,000	2,412	1,002,412
Total							22,698,342	22,796,493	(1,007,273)	21,789,219	22,796,493	(1,007,273)	21,789,219
Capital Project Funds													
Capital Project Funds	Money Market	114512	11/30/2018	12/1/2018	0.2000%	1	824,272	824,272	(22,559)	801,713	824,272	(22,559)	801,713
Capital Project Funds	Money Market	BTH	11/30/2018	12/1/2018	0.2000%	1	214,425	214,425	(5,411)	209,014	214,425	(5,411)	209,014
Capital Project Funds	Money Market	NexBank	11/30/2018	12/1/2018	2.1900%	1	936,979	936,979	(24,512)	912,467	936,979	(24,512)	912,467
2009 GO Bonds	Money Market	114512	11/30/2018	12/1/2018	0.2000%	1	1,175,018	1,175,018	21,912	1,196,930	1,175,018	21,912	1,196,930
2009 GO Bonds	Money Market	BTH	11/30/2018	12/1/2018	2.1900%	1	305,667	305,667	6,384	312,051	305,667	6,384	312,051
2009 GO Bonds	Money Market	NexBank	11/30/2018	12/1/2018	2.1900%	1	1,335,685	1,335,685	26,596	1,362,281	1,335,685	26,596	1,362,281
2017A CO Bonds	Money Market	114512	11/30/2018	12/1/2018	0.2000%	1	(198,950)	(198,950)	0	(198,950)	(198,950)	0	(198,950)
2017A CO Bonds	CD	7123	10/19/2017	10/19/2019	1.8100%	323	5,090,111	5,090,111	0	5,090,111	5,090,111	0	5,090,111
2017A CO Bonds	CD	7115	10/19/2017	7/19/2019	1.7600%	231	2,035,042	2,035,042	0	2,035,042	2,035,042	0	2,035,042
2017A CO Bonds	CD	7107	10/19/2017	4/19/2019	1.6900%	140	2,033,640	2,033,640	0	2,033,640	2,033,640	0	2,033,640
2017A CO Bonds	CD	7099	10/19/2017	1/19/2019	1.6100%	50	2,032,038	2,032,038	0	2,032,038	2,032,038	0	2,032,038
Total							15,783,928	15,783,927	2,410	15,786,337	15,783,927	2,410	15,786,337
Special Revenue Funds													
Restricted Park Development Fee Fun	Money Market	114512	11/30/2018	12/1/2018	0.2000%	1	479,460	479,460	(152)	479,308	479,460	(152)	479,308
Restricted Park Development Fee Fun	Money Market	BTH	11/30/2018	12/1/2018	0.2000%	1	163,781	163,781	519	164,300	163,781	519	164,300
Restricted General Fund	Money Market	114512	11/30/2018	12/1/2018	0.2000%	1	336,757	336,757	6,078	342,835	336,757	6,078	342,835
Restricted General Fund	Money Market	BTH	11/30/2018	12/1/2018	0.2000%	1	109,983	109,983	(7)	109,976	109,983	(7)	109,976
Total							1,089,982	1,089,981	6,438	1,096,419	1,089,981	6,438	1,096,419
Impact Fee Fund													
Restricted Water Impact Fee	Money Market	114512	11/30/2018	12/1/2018	0.2000%	1	82,010	82,010	(43,598)	38,412	82,010	(43,598)	38,412
Restricted Water Impact Fee	Money Market	BTH	11/30/2018	12/1/2018	0.2000%	1	30,897	30,897	1,713	32,610	30,897	1,713	32,610
Restricted Water Impact Fee	Money Market	NexBank	11/30/2018	12/1/2018	2.1900%	1	150,598	150,598	8,203	158,801	150,598	8,203	158,801

City of Sachse, TX
Investment Portfolios
November 30, 2018

Source	Description	Cusip/ Ref	Purchase Date	Maturity Date	Coupon (Int. Rate)	Days to Maturity	Book Value			Market Value		
							Principal Invested	Beginning of Month	Change ¹	End of Month	Beginning of Month	Change
Restricted Water Impact Fee	TexPool	1111-000	12/31/2017	1/1/2018	1.9205%	1	56,858	3,150	60,008	56,858	3,150	60,008
Restricted Sewer Impact Fee	Money Market	114512	11/30/2018	12/1/2018	0.2000%	1	180,371	(65,743)	114,628	180,371	(65,743)	114,628
Restricted Sewer Impact Fee	Money Market	BTH	11/30/2018	12/1/2018	0.2000%	1	67,952	29,361	97,313	67,952	29,361	97,313
Restricted Sewer Impact Fee	Money Market	NexBank	11/30/2018	12/1/2018	2.19000%	1	331,222	142,664	473,886	331,222	142,664	473,886
Restricted Sewer Impact Fee	TexPool	1111-000	12/31/2017	1/1/2018	1.9205%	1	125,051	54,022	179,073	125,051	54,022	179,073
Restricted Roadway Impact Fee	Money Market	114512	11/30/2018	12/1/2018	0.2000%	1	264,983	(183,559)	81,424	264,983	(183,559)	81,424
Restricted Roadway Impact Fee	Money Market	BTH	11/30/2018	12/1/2018	2.0300%	1	99,828	(30,703)	69,125	99,828	(30,703)	69,125
Restricted Roadway Impact Fee	Money Market	NexBank	11/30/2018	12/1/2018	2.1900%	1	486,597	(149,978)	336,619	486,597	(149,978)	336,619
Restricted Roadway Impact Fee	TexPool	1111-000	12/31/2017	1/1/2018	1.9205%	1	183,712	(56,510)	127,202	183,712	(56,510)	127,202
Impact Fee Fund	CD	1650/2918	2/20/2018	2/20/2019	2.1500%	82	1,009,514	1,023,994	1,025,864	1,023,994	1,870	1,025,864
Impact Fee Fund	CD	1651/3092	3/20/2018	2/20/2019	2.2200%	82	1,010,574	1,023,801	1,025,731	1,023,801	1,930	1,025,731
Total							4,080,167	(287,178)	3,820,697	4,107,874	(287,178)	3,820,697
Street Maintenance Fund												
Street Maintenance Tax	Money Market	114512	11/30/2018	12/1/2018	0.2000%	1	382,149	42,252	424,401	382,149	42,252	424,401
Street Maintenance Tax	Money Market	BTH	11/30/2018	12/1/2018	2.0300%	1	43,490	43,490	43,572	43,490	82	43,572
Total							425,639	42,334	467,973	425,639	42,334	467,973
Health Insurance Fund												
Health Insurance	Money Market	114512	11/30/2018	12/1/2018	0.2000%	1	293,818	5,759	299,577	293,818	5,759	299,577
Health Insurance	Money Market	BTH	11/30/2018	12/1/2018	2.0300%	1	48,574	91	48,665	48,574	91	48,665
Total							342,392	5,850	348,242	342,392	5,850	348,242
EDC Fund												
EDC PMMKT	Money Market	114512	11/30/2018	12/1/2018	0.2700%	1	890,168	34,072	924,240	890,168	34,072	924,240
EDC PMMKT	Money Market	BTH	11/30/2018	12/1/2018	2.0300%	1	118,736	223	118,959	118,736	223	118,959
EDC PMMKT	Money Market	NexBank	11/30/2018	12/1/2018	2.1900%	1	325,268	298	325,566	325,268	298	325,566
Total							1,334,173	34,593	1,368,765	1,334,172	34,593	1,368,765
Vehicle/Equipment Replacement Fund												
VERF	Money Market	114512	11/30/2018	12/1/2018	0.2000%	1	625,976	(121,235)	504,741	625,976	(121,235)	504,741
Total							625,976	(121,235)	504,741	625,976	(121,235)	504,741
Municipal Development District												
Municipal Development District	Money Market	114512	11/30/2018	12/1/2018	0.2000%	1	142,152	35,718	177,870	142,152	35,718	177,870
Total							142,152	35,718	177,870	142,152	35,718	177,870
Total							55,353,734	(278,632)	55,245,554	55,524,186	(278,632)	55,245,554

Summary of Portfolios by Security Type

11/30/18

Security Type	Percent of Total (Book Value)	Average # of days	Average Yield	Book Value			Market Value			
				Principal Invested	Beginning of Month	Change	End of Month	Beginning of Month	Change	End of Month
Money Market Account	39.82%	1	1.2760%	22,669,300	22,669,300	-672,891	21,996,409	22,669,300	-672,891	21,996,409
TexPool	14.16%	1	1.9205%	7,454,566	7,454,566	367,792	7,822,358	7,454,566	367,792	7,822,358
CD's	46.03%	183	2.0700%	24,229,865	24,400,320	26,467	25,426,787	24,400,320	26,467	25,426,787
Total	100.00%			54,353,731	54,524,186	-278,632	55,245,554	54,524,186	-278,632	55,245,554

¹Change = Investment activity including earnings, deposits and withdrawals.

City of Sachse, TX
Investment Portfolios
December 31, 2018

Source	Cusip/ Ref	Purchase Date	Maturity Date	Coupon (Int. Rate)	Days to Maturity	Principal Invested	Book Value		Market Value		
							Beginning of Month	Change 1	End of Month	Change	
GO Bond I&S Fund	114512	12/31/2018	1/1/2019	0.2000%	1	943,908	943,908	2,399,998	943,908	2,399,998	3,343,906
GO Bond I&S Fund	BTH	12/31/2018	1/1/2019	1.5700%	1	239,276	239,276	476	239,752	476	239,752
GO Bond I&S Fund	NexBank	12/31/2018	1/1/2019	2.1600%	1	183,216	183,216	177	183,393	177	183,393
Total						1,366,400	1,366,400	2,400,651	1,366,400	2,400,651	3,767,051
General Fund											
General Fund	1111-000	12/31/2018	1/1/2019	1.8110%	1	1,372,460	1,372,460	4,655,793	1,372,460	4,655,793	6,028,253
General Fund	114512	12/31/2018	1/1/2019	0.2000%	1	1,018,166	1,018,166	773,638	1,791,804	773,638	1,791,804
General Fund	BTH	12/31/2018	1/1/2019	1.5700%	1	448,835	448,835	892	449,727	892	449,727
General Fund	NexBank	12/31/2018	1/1/2019	2.1600%	1	624,751	624,751	605	625,356	605	625,356
General Fund	60050006368	10/23/2018	7/23/2019	2.7200%	204	2,000,000	2,004,620	4,482	2,009,102	4,482	2,009,102
General Fund	60050002941	2/23/2018	2/26/2019	2.2000%	57	2,000,000	2,033,151	3,677	2,036,828	3,677	2,036,828
General Fund	172052428	1/29/2018	1/29/2019	2.0000%	29	1,000,000	1,016,908	1,729	1,018,637	1,729	1,018,637
Total						8,464,212	8,518,892	5,440,816	13,959,706	5,440,816	13,959,706
Water and Sewer Fund											
W/S Restricted Fund	114512	12/31/2018	1/1/2019	0.2000%	1	220,845	220,845	0	220,845	0	220,845
W/S Operations	114512	12/31/2018	1/1/2019	0.2000%	1	740,398	740,398	676,057	740,398	676,057	1,416,455
W/S Operations	BTH	12/31/2018	1/1/2019	1.5700%	1	896,464	896,464	1,385	897,849	1,385	897,849
W/S Operations	NexBank	12/31/2018	1/1/2019	2.1600%	1	763,499	763,499	6,692	770,191	6,692	770,191
W/S 2017CO	3886 2017CO	12/31/2018	1/1/2019	1.4700%	1	6,154,717	6,154,717	13,080	6,167,797	13,080	6,167,797
W/S Operations	1111-000	12/31/2018	1/1/2019	1.8110%	1	4,048,600	4,048,600	(994,887)	3,053,713	(994,887)	3,053,713
W/S 2017CO	1-000 2017CO	12/31/2018	1/1/2019	1.8110%	1	2,035,015	2,035,015	3,412	2,038,427	3,412	2,038,427
W/S 2017CO	60050006376	10/23/2018	1/25/2020	2.9000%	390	1,000,000	1,021,456	2,434	1,023,890	2,434	1,023,890
W/S 2017CO	1919 2017CO	7/25/2017	1/25/2019	1.5500%	25	1,000,000	1,020,926	1,300	1,022,226	1,300	1,022,226
W/S 2017CO	1920 2017CO	7/25/2017	4/25/2019	1.6000%	115	1,000,000	1,021,608	1,343	1,022,951	1,343	1,022,951
W/S 2017CO	1921 2017CO	7/25/2017	7/25/2019	1.7000%	206	2,000,000	2,045,945	2,859	2,048,804	2,859	2,048,804
W/S	2943	2/23/2018	8/26/2019	2.3000%	238	1,000,000	1,017,335	1,923	1,019,258	1,923	1,019,258
W/S	60050006370	10/23/2018	10/23/2019	2.8400%	296	1,000,000	1,002,412	2,340	1,004,752	2,340	1,004,752
Total						21,659,538	21,789,219	(282,062)	21,507,158	(282,062)	21,507,158
Capital Project Funds											
Capital Project Funds	114512	12/31/2018	1/1/2019	0.2000%	1	801,713	801,713	(28,221)	773,492	(28,221)	773,492
Capital Project Funds	BTH	12/31/2018	1/1/2019	1.5700%	1	209,014	209,014	363	209,377	363	209,377
Capital Project Funds	NexBank	12/31/2018	1/1/2019	2.1600%	1	912,467	912,467	651	913,118	651	913,118
2009 GO Bonds	114512	12/31/2018	1/1/2019	0.2000%	1	1,196,930	1,196,930	(41,646)	1,155,284	(41,646)	1,155,284
2009 GO Bonds	BTH	12/31/2018	1/1/2019	1.5700%	1	312,051	312,051	674	312,725	674	312,725
2009 GO Bonds	NexBank	12/31/2018	1/1/2019	2.1600%	1	1,362,281	1,362,281	1,549	1,363,830	1,549	1,363,830
2017A CO Bonds	114512	12/31/2018	1/1/2019	0.2000%	1	(198,950)	(198,950)	0	(198,950)	0	(198,950)
2017A CO Bonds	7123	10/19/2017	10/19/2019	1.8100%	292	5,090,111	5,090,111	0	5,090,111	0	5,090,111
2017A CO Bonds	7115	10/19/2017	7/19/2019	1.7600%	200	2,035,042	2,035,042	0	2,035,042	0	2,035,042
2017A CO Bonds	7107	10/19/2017	4/19/2019	1.6900%	109	2,033,640	2,033,640	0	2,033,640	0	2,033,640
2017A CO Bonds	7099	10/19/2017	1/19/2019	1.6100%	19	2,032,038	2,032,038	0	2,032,038	0	2,032,038
Total						15,786,337	15,786,337	(66,630)	15,719,706	(66,630)	15,719,706
Special Revenue Funds											
Restricted Park Development Fee Fun	114512	12/31/2018	1/1/2019	0.2000%	1	479,308	479,308	874	480,182	874	480,182
Restricted Park Development Fee Fun	BTH	12/31/2018	1/1/2019	1.5700%	1	164,300	164,300	(561)	163,739	(561)	163,739
Restricted General Fund	114512	12/31/2018	1/1/2019	0.2000%	1	342,835	342,835	(3,394)	339,441	(3,394)	339,441
Restricted General Fund	BTH	12/31/2018	1/1/2019	1.5700%	1	109,976	109,976	1,106	111,082	1,106	111,082
Total						1,096,419	1,096,419	(1,975)	1,094,444	(1,975)	1,094,444
Impact Fee Fund											
Restricted Water Impact Fee	114512	12/31/2018	1/1/2019	0.2000%	1	38,412	38,412	16,697	55,109	16,697	55,109
Restricted Water Impact Fee	BTH	12/31/2018	1/1/2019	1.5700%	1	32,610	32,610	3,170	35,780	3,170	35,780
Restricted Water Impact Fee	NexBank	12/31/2018	1/1/2019	2.1600%	1	158,801	158,801	15,257	174,058	15,257	174,058

City of Sachse, TX
Investment Portfolios
December 31, 2018

Source	Description	Cusip/ Ref	Purchase Date	Maturity Date	Coupon (Int. Rate)	Days to Maturity	Principal Invested	Book Value			Market Value		
								Beginning of Month	Change 1	End of Month	Beginning of Month	Change	End of Month
Restricted Water Impact Fee	TexPool	1111-000	12/31/2017	1/1/2018	1.8110%	1	60,008	60,008	5,812	65,820	60,008	5,812	65,820
Restricted Sewer Impact Fee	Money Market	114512	12/31/2018	1/1/2019	0.2000%	1	114,628	114,628	47,740	162,368	114,628	47,740	162,368
Restricted Sewer Impact Fee	Money Market	BTH	12/31/2018	1/1/2019	1.5700%	1	97,313	97,313	8,105	105,418	97,313	8,105	105,418
Restricted Sewer Impact Fee	Money Market	NexBank	12/31/2018	1/1/2019	2.1600%	1	473,886	473,886	38,944	512,830	473,886	38,944	512,830
Restricted Sewer Impact Fee	TexPool	1111-000	12/31/2017	1/1/2018	1.8110%	1	179,073	179,073	14,854	193,927	179,073	14,854	193,927
Restricted Roadway Impact Fee	Money Market	114512	12/31/2018	1/1/2019	0.2000%	1	81,424	81,424	8,290	89,714	81,424	8,290	89,714
Restricted Roadway Impact Fee	Money Market	BTH	12/31/2018	1/1/2019	1.5700%	1	69,125	69,125	(10,878)	58,247	69,125	(10,878)	58,247
Restricted Roadway Impact Fee	Money Market	NexBank	12/31/2018	1/1/2019	2.1600%	1	336,619	336,619	(53,264)	283,355	336,619	(53,264)	283,355
Restricted Roadway Impact Fee	TexPool	1111-000	12/31/2017	1/1/2018	1.8110%	1	127,202	127,202	(20,051)	107,151	127,202	(20,051)	107,151
Impact Fee Fund	CD	1650/2918	2/20/2018	2/20/2019	2.1500%	51	1,009,514	1,025,864	1,813	1,027,677	1,025,864	1,813	1,027,677
Impact Fee Fund	CD	1651/3092	3/20/2018	2/20/2019	2.2200%	51	1,010,574	1,025,731	1,872	1,027,603	1,025,731	1,872	1,027,603
Total							3,789,189	3,820,697	78,361	3,899,055	3,820,697	78,361	3,899,055
Street Maintenance Fund													
Street Maintenance Tax	Money Market	114512	12/31/2018	1/1/2019	0.2000%	1	424,401	424,401	(287,477)	136,924	424,401	(287,477)	136,924
Street Maintenance Tax	Money Market	BTH	12/31/2018	1/1/2019	1.5700%	1	43,572	43,572	86	43,658	43,572	86	43,658
Total							467,973	467,973	(287,391)	180,582	467,973	(287,391)	180,582
Health Insurance													
Health Insurance	Money Market	114512	12/31/2018	1/1/2019	0.2000%	1	299,577	299,577	6,743	306,320	299,577	6,743	306,320
Health Insurance	Money Market	BTH	12/31/2018	1/1/2019	1.5700%	1	48,665	48,665	97	48,762	48,665	97	48,762
Total							348,242	348,242	6,840	355,082	348,242	6,840	355,082
EDC Fund													
EDC PMMKT	Money Market	114512	12/31/2018	1/1/2019	0.2700%	1	924,240	924,240	17,996	942,236	924,240	17,996	942,236
EDC PMMKT	Money Market	BTH	12/31/2018	1/1/2019	1.5700%	1	118,959	118,959	236	119,195	118,959	236	119,195
EDC PMMKT	Money Market	NexBank	12/31/2018	1/1/2019	2.1600%	1	325,566	325,566	315	325,881	325,566	315	325,881
Total							1,368,765	1,368,765	18,547	1,387,312	1,368,765	18,547	1,387,312
Vehicle/Equipment Replacement Fund													
VERF	Money Market	114512	12/31/2018	1/1/2019	0.2000%	1	504,741	504,741	(7,824)	496,917	504,741	(7,824)	496,917
Total							504,741	504,741	(7,824)	496,917	504,741	(7,824)	496,917
Municipal Development District													
Municipal Development District	Money Market	114512	12/31/2018	1/1/2019	0.2000%	1	177,870	177,870	27,342	205,212	177,870	27,342	205,212
Total							177,870	177,870	27,342	205,212	177,870	27,342	205,212
Total							55,029,686	55,245,554	7,326,675	62,572,226	55,245,554	7,326,675	62,572,226

Summary of Portfolios by Security Type
12/31/18

Security Type	Percent of Total (Book Value)	Average # of days	Average Yield	Book Value			Market Value			
				Principal Invested	Beginning of Month	Change	End of Month	Beginning of Month	Change	End of Month
Money Market Account	40.96%	1	1.1198%	21,996,409	21,996,409	3,635,970	25,632,376	21,996,409	3,635,970	25,632,376
TexPool	18.36%	1	1.8110%	7,822,358	7,822,358	3,664,933	11,487,291	7,822,358	3,664,933	11,487,291
CD's	40.68%	152	2.0700%	25,210,919	25,426,787	25,772	25,452,559	25,426,787	25,772	25,452,559
Total	100.00%			55,029,686	55,245,554	7,326,675	62,572,226	55,245,554	7,326,675	62,572,226

1Change = Investment activity including earnings deposits and withdrawals.



Agenda Item Details

Meeting	Sep 19, 2019 - Tax Increment Financing (TIF) Board
Category	A. Regular Meeting
Subject	6. Consider acceptance of the TIF District Incremental Values and Annual Report.
Access	Public
Type	Action
Preferred Date	Sep 19, 2019
Recommended Action	Accept the TIF District Incremental Values and Annual Report for Tax Year 2018.

Public Content

BACKGROUND

The TIF Zone was created in 2003, and the base year begins with property values as of January 1, 2003. The TIF was created for a period of 25 years.

The taxable value increment as of October 1, 2018 was \$13,829,338. The 2018-2019 fiscal year tax receipts totaled \$99,571.23, and the total accumulated tax collections from all years are \$433,954.30. Of the total tax received over the life of the TIF Zone, the full amount has been transferred to the Utility Fund and Sachse Economic Development Corporation for reimbursement of infrastructure projects within the TIF, as previously approved by the TIF Board. The cost of construction of the waterline advance funded by the Utility Fund was \$1,150,934, and the balance currently owed is \$455,478.84. The total amount advanced by SEDC for the sewer project was \$1,074,272, and the balance currently owed is \$922,060.63.

POLICY CONSIDERATIONS

The full amount of tax revenue received in the TIF Fund is transferred to the Utility Fund and SEDC on April 1st of each year. No funds are retained in the TIF for investment.

RECOMMENDATION

Accept the TIF District Incremental Values and Annual Report for Tax Year 2018.

TIF Annual Report 2018.pdf (23 KB)

CITY OF SACHSE
TAX INCREMENT FINANCE ZONE #1
Annual Report
December 31, 2018

Tax Roll Year ²	Budget Year	Market Value		Taxable Value		Tax Rate	Tax Levy ¹
		Base	Mars	Base	Mars		
TIF for 2003	2003-2004	4,983,020	4,983,020	1,167,778	1,167,778	0.560056	-
TIF for 2004	2004-2005	4,983,020	5,049,280	1,167,778	1,172,188	0.558321	24.62
TIF for 2005	2005-2006	4,983,020	5,478,540	1,167,778	1,295,229	0.558319	711.58
TIF for 2006	2006-2007	4,983,020	5,524,300	1,167,778	1,445,759	0.553408	1,538.37
TIF for 2007	2007-2008	4,983,020	5,496,330	1,167,778	1,416,426	0.553408	1,376.04
TIF for 2008	2008-2009	4,954,894	5,793,300	1,133,906	1,506,494	0.610000	2,271.35
TIF for 2009	2009-2010	4,766,434	11,870,910	1,129,193	2,324,414	0.705819	8,436.10
TIF for 2010	2010-2011	4,766,434	8,344,700	1,129,193	2,110,364	0.705819	6,925.29
TIF for 2011	2011-2012	4,901,790	7,886,300	1,133,906	1,739,964	0.770819	4,671.61
TIF for 2012	2012-2013	4,901,790	7,434,580	1,133,906	1,689,866	0.770819	4,285.45
TIF for 2013	2013-2014	4,901,775	17,544,300	1,132,774	6,876,365	0.770819	44,272.69
TIF for 2014	2014-2015	4,901,770	25,054,250	1,132,779	8,305,356	0.770819	55,287.59
TIF for 2015	2015-2016	4,901,770	44,537,840	1,133,560	8,811,225	0.757279	58,141.34
TIF for 2016	2016-2017	4,865,763	32,269,230	1,133,906	10,692,128	0.757279	72,382.41
TIF for 2017	2017-2018	4,865,763	32,568,350	1,133,906	11,044,345	0.747279	74,058.63
TIF for 2018	2018-2019	4,865,763	36,123,630	1,133,906	14,963,244	0.720000	99,571.23
Total							<u>433,954.30</u>

Footnotes:

¹ The TIF will be reconciled with tax collections, adjustment and a transfer to the TIF Zone Fund will be made April 01 of each year.

² This information will come from the Dallas County Appraisal District: contact Elizabeth Sarles for data updates

Forward documentation to State Comptroller

Memo

To: **Gina Nash, City Manager**
 From: Berna Fitzpatrick, Finance Manager *BFW*
 CC: Mayor and City Council
 Date: May 5, 2019
 Re: **Investment Report for period ending March 31, 2019**

Attached is the Quarterly Investment Report for the quarter ending March 31 of the fiscal year 2018-2019. This report complies with the requirements of the City's Investment Policy and the Public Funds Investment Act as amended. For this period, the City's portfolio consisted of the following investments:

Portfolio at Quarter Close:	Rate at 03/31/19	% Total	Total Investment
Money Market Account –ANB	.2%	12.34%	7,305,171
Money Market Account - BTH	2.5597%	4.21%	2,492,223
Money Market Account – NexBank	2.66%	8.53%	5,048,693
Money Market Account 2017CO – NexBank	2.66%	10.49%	6,208,241
Money Market Account(EDC)-ANB	.2%	2.05%	1,213,821
Money Market Account (EDC) BTH	2.5597%	.20%	119,970
Money Market Account (EDC)-NexBank	2.66%	.23%	137,102
Investment Pool – Tex Pool	2.4164%	17.22%	10,193,723
Investment Pool – 2017CO-TexPool	2.4164%	5.20%	3,078,835
CD---East West Bank 5888	2.69%	3.40%	2,011,233
CD---East West Bank 9307	2.71%	1.70%	1,005,658
CD---Legacy Bank 1920	1.60%	1.73%	1,026,992
CD---Legacy Bank 1921	1.70%	3.48%	2,057,404
CD---Legacy Bank 2943	2.30%	1.73%	1,025,049
CD---Legacy Bank 6370	2.84%	1.71%	1,011,804
CD---Legacy Bank 6368	2.72%	3.42%	2,022,607
CD---Legacy Bank 6376	2.90%	1.74%	1,031,230
CD---Landmark Bank 7123	1.81%	8.64%	5,113,333
CD---Landmark Bank 7115	1.76%	3.45%	2,044,070
CD---Landmark Bank 7107	1.69%	3.45%	2,042,302
CD---Bank OZK 883	2.77%	3.40%	2,010,084
CD---Southside 2240	2.53%	1.69%	1,000,000
Total Invested City Funds:		100.0%	\$59,199,545

Re: **Investment Report for period ending March 31, 2019**

The City does not carry any security instrument (investment type) on its books that is traded on the open market; therefore all investments are listed at 100% of market value. Interest earnings on all certificate of deposit accounts are accreted quarterly or at maturity. All Funds on deposit are fully secured and safeguarded. **Total investment interest earned for the quarter ending March 31 was \$304,271.**

Citywide cash and investments for the period ending March 31 was \$59,199,545. Of this amount, \$1,470,893 is for the Sachse EDC. It is the strategy of the Finance Department to maintain a high percentage of its idle funds invested in safe and secure investment securities and pooled investment types in accordance with the Public Funds Investment Act.

67% of the City's current portfolio has liquidity of 30 days or less, which is more than adequate for daily operations. The City investments are liquid and have same day access. The City's investment and cash management strategy will be to maintain operational and capital needs in money market accounts and liquid asset pools. The City's funds are swept into the above accounts and withdrawn as needed for operational cash flow requirements.

The average interest rate/yield on the City's investments for the period was 2.07%; weighted average maturity of 60 days. The Texpool Prime Fund interest rate was 2.5907% and the Texpool interest rate was 2.4164% at March 31, 2019. The rolling three-month Treasury yield was 2.44% with the rolling six-month Treasury yield at 2.51%.



QUARTERLY INVESTMENT REPORT

For the Quarter Ended

March 31, 2019

Prepared by
Valley View Consulting, L.L.C.

The investment portfolio of the City is in compliance with the Public Funds Investment Act and the Investment Policy and strategies.

Director of Finance

Berna Fitzgerald-Walker

Finance Manager

Disclaimer: These reports were compiled using information provided by the City of Sachse. No procedures were performed to test the accuracy or completeness of this information. The market values included in these reports were obtained by Valley View Consulting, L.L.C. from sources believed to be accurate and represent proprietary valuation. Due to market fluctuations these levels are not necessarily reflective of current liquidation values. Yield calculations are not determined using standard performance formulas, are not representative of total return yields and do not account for investment advisor fees.

Summary

Quarter End Results by Investment Category:

Asset Type	December 31, 2018		March 31, 2019		Ave. Yield
	Book Value	Market Value	Book Value	Market Value	
Bank/Pool	\$ 37,119,667	\$ 37,119,667	\$ 35,797,778	\$ 35,797,778	1.98%
CDs/Securities	25,452,559	25,452,559	23,401,767	23,401,767	2.20%
Totals	\$ 62,572,226	\$ 62,572,226	\$ 59,199,545	\$ 59,199,545	

Current Quarter Average Yield (1)
Total Portfolio 2.07%

Fiscal Year-to-Date Average Yield (2)
Total Portfolio 1.96%

Weighted Average Maturity 60 days


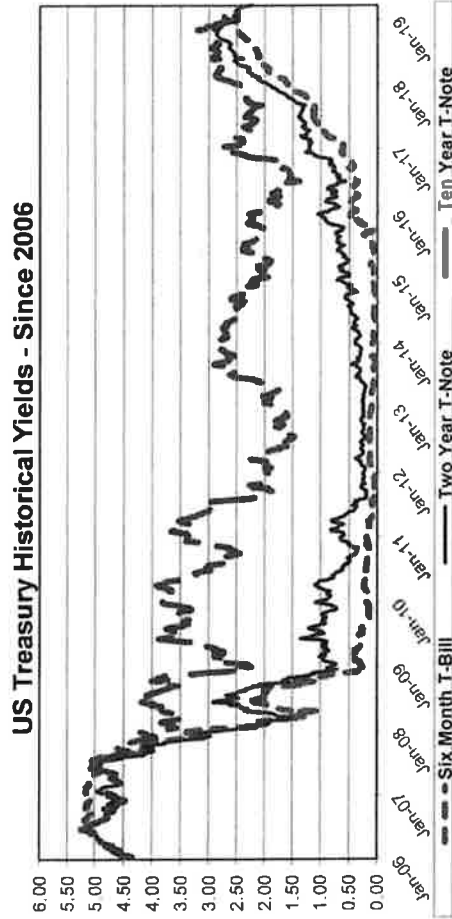


Rolling Three Month Treasury	2.44%	Rolling Three Month Treasury	2.41%
Rolling Six Month Treasury	2.51%	Rolling Six Month Treasury	2.45%
		TexPool	2.35%

<u>Interest Earnings</u>	
	City EDC
Interest Earnings QTR	\$ 302,058 \$ 2,213
Interest Earnings YTD	\$ 558,654 \$ 4,234

(1) Average Yield calculated using quarter end report yields and adjusted book values and does not reflect a total return analysis or account for advisory fees.

(2) Fiscal Year-to-Date Average Yields calculated using quarter end report yields and adjusted book values and does not reflect a total return analysis or account for advisory fees.

The Federal Open Market Committee (FOMC) maintained the Fed Funds target range to 2.25% - 2.50% (Effective Fed Funds are trading +/-2.40%). The market projections now lean towards decreases late 2019 or early 2020. Gradual FRB portfolio reduction continues by limiting reinvestment of maturing holdings, but that strategy will end this summer. February Non Farm Payroll plunged to only 20,000 new jobs (although Dec and Jan were revised up slightly). Fourth quarter GDP registered 2.2% (final). Crude oil remained +/- \$55. The Stock Markets continued higher from December lows. Housing mostly mixed. The mid-maturity yield curve is lower and still sway-backed.



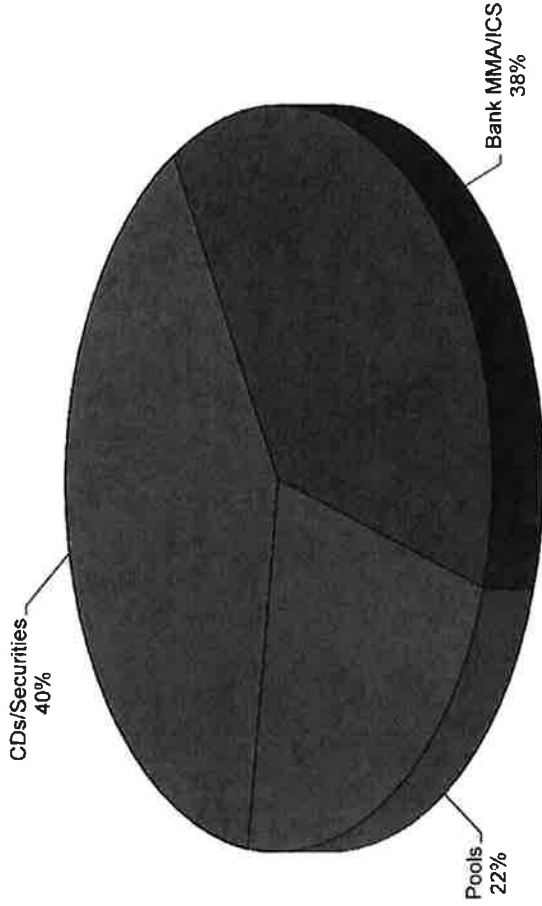
**Investment Holdings
March 31, 2019**

Description	Rating	Coupon/ Discount	Maturity Date	Settlement Date	Original Face/ Par Value	Book Value	Market Price	Market Value	Life (days)	Yield
ANB MMA		0.20%	04/01/19	03/31/19	\$ 8,518,991	\$ 8,518,991	1.00	\$ 8,518,991	1	0.20%
BTH Bank ICS		2.56%	04/01/19	03/31/19	2,612,193	2,612,193	1.00	2,612,193	1	2.56%
NexBank ICS		2.66%	04/01/19	03/31/19	11,394,036	11,394,036	1.00	11,394,036	1	2.66%
TexPool	AAA	2.42%	04/01/19	03/31/19	13,272,558	13,272,558	1.00	13,272,558	1	2.42%
Southside Bank CD 2240		2.53%	04/16/19	01/16/19	1,000,000	1,000,000	100.00	1,000,000	16	2.54%
Landmark Bank CD 7107		1.69%	04/19/19	10/19/17	2,042,302	2,042,302	100.00	2,042,302	19	1.69%
LegacyTexas Bank CD 1920		1.60%	04/25/19	07/25/17	1,026,992	1,026,992	100.00	1,026,992	25	1.60%
East West Bank CD 5888		2.69%	07/15/19	01/15/19	2,011,233	2,011,233	100.00	2,011,233	106	2.73%
Landmark Bank CD 7115		1.76%	07/19/19	10/19/17	2,044,070	2,044,070	100.00	2,044,070	110	1.76%
LegacyTexas Bank CD 6368		2.72%	07/23/19	10/23/18	2,022,607	2,022,607	100.00	2,022,607	114	2.72%
LegacyTexas Bank CD 1921		1.70%	07/25/19	07/25/17	2,057,404	2,057,404	100.00	2,057,404	116	1.70%
LegacyTexas Bank CD 2943		2.30%	08/26/19	02/23/18	1,025,049	1,025,049	100.00	1,025,049	148	2.30%
East West Bank CD 9307		2.71%	10/15/19	01/15/19	1,005,658	1,005,658	100.00	1,005,658	198	2.75%
Landmark Bank CD 7123		1.81%	10/19/19	10/19/17	5,113,333	5,113,333	100.00	5,113,333	202	1.81%
LegacyTexas Bank CD 6370		2.84%	10/23/19	10/23/18	1,011,804	1,011,804	100.00	1,011,804	206	2.84%
BankOZK CDARS 0883		2.77%	01/24/20	01/24/19	2,010,084	2,010,084	100.00	2,010,084	299	2.77%
LegacyTexas Bank CD 6376		2.90%	01/25/20	10/23/18	1,031,230	1,031,230	100.00	1,031,230	300	2.90%
					\$ 59,199,545	\$ 59,199,545		\$ 59,199,545	60	2.07%
									(1)	(2)

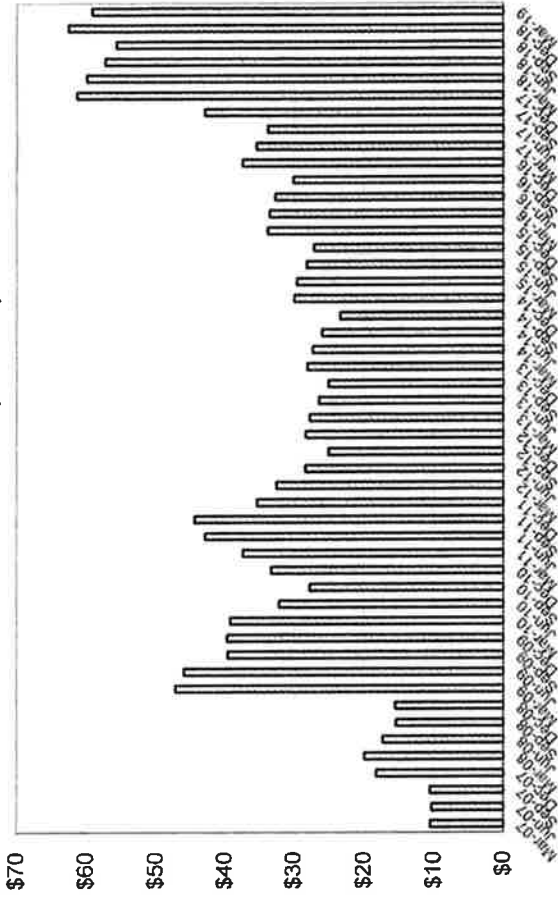
(1) Weighted average life - For purposes of calculating weighted average life, pool investments are assumed to have a one day maturity.

(2) Weighted average yield to maturity - The weighted average yield to maturity is based on adjusted book value, realized and unrealized gains/losses and investment advisory fees are not considered.

Portfolio Composition

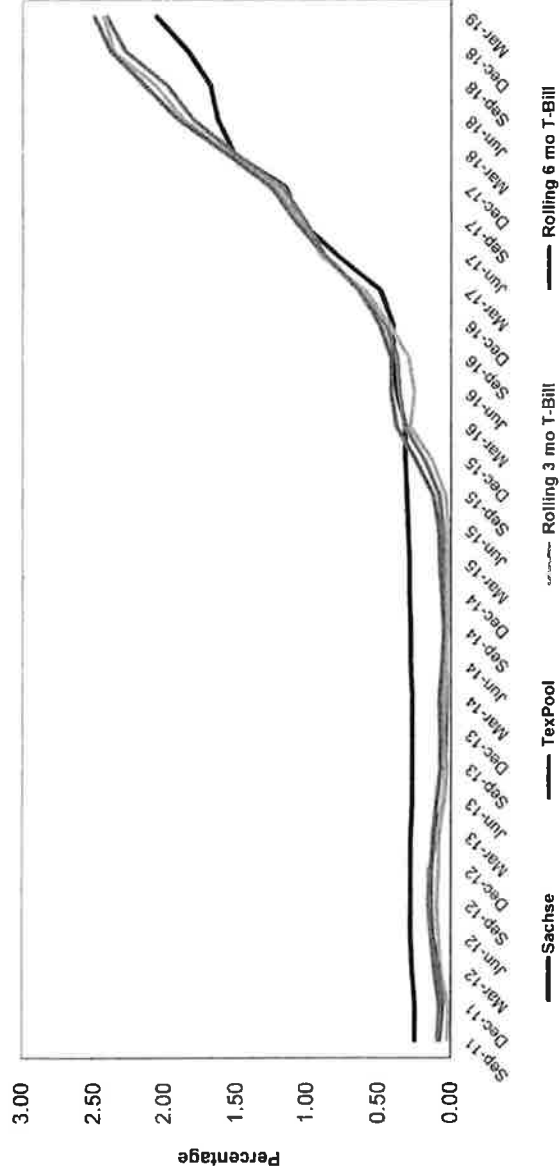


Total Portfolio (Millions)



□ Quarter End Book Value

Total Portfolio Performance



Book Value Comparison

Description	Coupon/ Discount	Maturity Date	December 31, 2018			March 31, 2019		
			Original Face/Par Value	Book Value	Purchases/ Accretions	Amortizations/ Sales/Maturities	Original Face/Par Value	Book Value
ANB MMA	0.20%	04/01/19	\$ 11,717,259	\$ 11,717,259	\$ -	\$ (3,198,267)	\$ 8,518,991	\$ 8,518,991
BTH Bank ICS	2.56%	04/01/19	2,595,310	2,595,310	16,882	-	2,612,193	2,612,193
NexBank ICS	2.66%	04/01/19	11,319,808	11,319,808	74,228	-	11,394,036	11,394,036
TexPool	2.42%	04/01/19	11,487,291	11,487,291	1,785,267	-	13,272,558	13,272,558
Landmark Bank CD 7099	1.61%	01/19/19	2,032,038	2,032,038	-	(2,032,038)	-	-
LegacyTexas Bank CD 1919	1.55%	01/25/19	1,022,226	1,022,226	-	(1,022,226)	-	-
East West Bank CD 2428	2.00%	01/29/19	1,018,637	1,018,637	-	(1,018,637)	-	-
LegacyTexas Bank CD 2918	2.15%	02/20/19	1,027,677	1,027,677	-	(1,027,677)	-	-
LegacyTexas Bank CD 3092	2.22%	02/20/19	1,027,603	1,027,603	-	(1,027,603)	-	-
LegacyTexas Bank CD 2941	2.20%	02/26/19	2,036,828	2,036,828	-	(2,036,828)	-	-
Southside Bank CD 2240	2.53%	04/16/19	-	-	1,000,000	-	1,000,000	1,000,000
Landmark Bank CD 7107	1.69%	04/19/19	2,033,640	2,033,640	8,663	-	2,042,302	2,042,302
LegacyTexas Bank CD 1920	1.60%	04/25/19	1,022,951	1,022,951	4,041	-	1,026,992	1,026,992
East West Bank CD 5888	2.69%	07/15/19	-	-	2,011,233	-	2,011,233	2,011,233
Landmark Bank CD 7115	1.76%	07/19/19	2,035,042	2,035,042	9,028	-	2,044,070	2,044,070
LegacyTexas Bank CD 6368	2.72%	07/23/19	2,009,102	2,009,102	13,505	-	2,022,607	2,022,607
LegacyTexas Bank CD 1921	1.70%	07/25/19	2,048,804	2,048,804	8,600	-	2,057,404	2,057,404
LegacyTexas Bank CD 2943	2.30%	08/26/19	1,019,258	1,019,258	5,791	-	1,025,049	1,025,049
East West Bank CD 9307	2.71%	10/15/19	-	-	1,005,658	-	1,005,658	1,005,658
Landmark Bank CD 7123	1.81%	10/19/19	5,090,111	5,090,111	23,222	-	5,113,333	5,113,333
LegacyTexas Bank CD 6370	2.84%	10/23/19	1,004,752	1,004,752	7,052	-	1,011,804	1,011,804
BankOZK CDARS 0883	2.77%	01/24/20	-	-	2,010,084	-	2,010,084	2,010,084
LegacyTexas Bank CD 6376	2.90%	01/25/20	1,023,891	1,023,891	7,339	-	1,031,230	1,031,230
TOTAL			\$ 62,572,226	\$ 62,572,226	\$ 7,990,595	\$ (11,363,276)	\$ 59,199,545	\$ 59,199,545

Market Value Comparison

Description	Coupon/ Discount	Maturity Date	December 31, 2018		March 31, 2019		
			Original Face/Par Value	Market Value	Qtr to Qtr Change	Original Face/Par Value	Market Value
ANB MMA	0.20%	04/01/19	\$ 11,717,259	\$ 11,717,259	\$ (3,198,267)	\$ 8,518,991	\$ 8,518,991
BTH Bank ICS	2.56%	04/01/19	2,595,310	2,595,310	16,882	2,612,193	2,612,193
NexBank ICS	2.66%	04/01/19	11,319,808	11,319,808	74,228	11,394,036	11,394,036
TexPool	2.42%	04/01/19	11,487,291	11,487,291	1,785,267	13,272,558	13,272,558
Landmark Bank CD 7099	1.61%	01/19/19	2,032,038	2,032,038	(2,032,038)	-	-
LegacyTexas Bank CD 1919	1.55%	01/25/19	1,022,226	1,022,226	(1,022,226)	-	-
East West Bank CD 2428	2.00%	01/29/19	1,018,637	1,018,637	(1,018,637)	-	-
LegacyTexas Bank CD 2918	2.15%	02/20/19	1,027,677	1,027,677	(1,027,677)	-	-
LegacyTexas Bank CD 3092	2.22%	02/20/19	1,027,603	1,027,603	(1,027,603)	-	-
LegacyTexas Bank CD 2941	2.20%	02/26/19	2,036,828	2,036,828	(2,036,828)	-	-
Southside Bank CD 2240	2.53%	04/16/19	-	-	1,000,000	1,000,000	1,000,000
Landmark Bank CD 7107	1.69%	04/19/19	2,033,640	2,033,640	8,663	2,042,302	2,042,302
LegacyTexas Bank CD 1920	1.60%	04/25/19	1,022,951	1,022,951	4,041	1,026,992	1,026,992
East West Bank CD 5888	2.69%	07/15/19	-	-	2,011,233	2,011,233	2,011,233
Landmark Bank CD 7115	1.76%	07/19/19	2,035,042	2,035,042	9,028	2,044,070	2,044,070
LegacyTexas Bank CD 6368	2.72%	07/23/19	2,009,102	2,009,102	13,505	2,022,607	2,022,607
LegacyTexas Bank CD 1921	1.70%	07/25/19	2,048,804	2,048,804	8,600	2,057,404	2,057,404
LegacyTexas Bank CD 2943	2.30%	08/26/19	1,019,258	1,019,258	5,791	1,025,049	1,025,049
East West Bank CD 9307	2.71%	10/15/19	-	-	1,005,658	1,005,658	1,005,658
Landmark Bank CD 7123	1.81%	10/19/19	5,090,111	5,090,111	23,222	5,113,333	5,113,333
LegacyTexas Bank CD 6370	2.84%	10/23/19	1,004,752	1,004,752	7,052	1,011,804	1,011,804
BankOZK CDARS 0883	2.77%	01/24/20	-	-	2,010,084	2,010,084	2,010,084
LegacyTexas Bank CD 6376	2.90%	01/25/20	1,023,891	1,023,891	7,339	1,031,230	1,031,230
TOTAL			\$ 62,572,226	\$ 62,572,226	\$ (3,372,681)	\$ 59,199,545	\$ 59,199,545

Allocation

March 31, 2019

Book & Market Value	Total	GO I&S	General Fund	W/S Restricted	W/S Operations	Capital Project	2009 GO Bonds
ANB MMA	\$ 8,518,991	\$ 2,222,814	\$ 431,872	\$ 220,845	\$ 511,634	\$ 1,574,498	\$ 574,483
BTH Bank ICS	2,612,193	241,312	462,674	-	401,086	207,760	317,738
NexBank ICS	11,394,036	152	519	-	790,667	1,298,458	1,985,796
TexPool	13,272,558	-	5,853,843	-	713,192	-	-
Southside Bank CD 2240	1,000,000	-	1,000,000	-	-	-	-
Landmark Bank CD 7107	2,042,302	-	-	-	-	-	-
LegacyTexas Bank CD 1920	1,026,992	-	-	-	-	-	-
East West Bank CD 5888	2,011,233	-	2,011,233	-	-	-	-
Landmark Bank CD 7115	2,044,070	-	-	-	-	-	-
LegacyTexas Bank CD 6368	2,022,607	-	2,022,607	-	-	-	-
LegacyTexas Bank CD 1921	2,057,404	-	-	-	-	-	-
LegacyTexas Bank CD 2943	1,025,049	-	-	-	1,025,049	-	-
East West Bank CD 9307	1,005,658	-	1,005,658	-	-	-	-
Landmark Bank CD 7123	5,113,333	-	-	-	-	-	-
LegacyTexas Bank CD 6370	1,011,804	-	-	-	1,011,804	-	-
BankOZK CDARS 0883	2,010,084	-	2,010,084	-	-	-	-
LegacyTexas Bank CD 6376	1,031,230	-	-	-	-	-	-
Totals	\$ 59,199,545	\$ 2,464,278	\$ 14,798,490	\$ 220,845	\$ 4,453,434	\$ 3,080,715	\$ 2,878,017

Allocation
(continued)

March 31, 2019

Book & Market Value	2017 CO	2017A CO	Restricted Park Develop,	Restricted General	Restricted Water Impact	Restricted Sewer Impact	Restricted Roadway	Street Maint.
ANB MMA	\$ -	\$ (534,980)	\$ 393,685	\$ 291,794	\$ 20,849	\$ 58,123	\$ 33,641	\$ 37,598
BTH Bank ICS	-	-	251,763	175,496	65,057	181,364	104,972	33,921
NexBank ICS	6,208,241	-	-	-	180,159	502,245	290,696	-
TexPool	3,078,835	1,851,819	-	-	328,598	916,060	530,210	-
Southside Bank CD 2240	-	-	-	-	-	-	-	-
Landmark Bank CD 7107	-	2,042,302	-	-	-	-	-	-
LegacyTexas Bank CD 1920	1,026,992	-	-	-	-	-	-	-
East West Bank CD 5888	-	-	-	-	-	-	-	-
Landmark Bank CD 7115	-	2,044,070	-	-	-	-	-	-
LegacyTexas Bank CD 6368	-	-	-	-	-	-	-	-
LegacyTexas Bank CD 1921	2,057,404	-	-	-	-	-	-	-
LegacyTexas Bank CD 2943	-	-	-	-	-	-	-	-
East West Bank CD 9307	-	-	-	-	-	-	-	-
Landmark Bank CD 7123	-	5,113,333	-	-	-	-	-	-
LegacyTexas Bank CD 6370	-	-	-	-	-	-	-	-
BankOZK CDARS 0883	-	-	-	-	-	-	-	-
LegacyTexas Bank CD 6376	1,031,230	-	-	-	-	-	-	-
Totals	\$13,402,702	\$ 10,516,545	\$ 645,448	\$ 467,290	\$ 594,663	\$ 1,657,792	\$ 959,520	\$ 71,519

Allocation (continued)

March 31, 2019

Book & Market Value	VERF	MDD	Health Insurance	EDC
ANB MMA	\$ 1,014,931	\$ 256,072	\$ 197,311	\$ 1,213,821
BTH Bank ICS	-	-	49,079	119,970
NexBank ICS	-	-	-	137,102
TexPool	-	-	-	-
Southside Bank CD 2240	-	-	-	-
Landmark Bank CD 7107	-	-	-	-
LegacyTexas Bank CD 1920	-	-	-	-
East West Bank CD 5888	-	-	-	-
Landmark Bank CD 7115	-	-	-	-
LegacyTexas Bank CD 6368	-	-	-	-
LegacyTexas Bank CD 1921	-	-	-	-
LegacyTexas Bank CD 2943	-	-	-	-
East West Bank CD 9307	-	-	-	-
Landmark Bank CD 7123	-	-	-	-
LegacyTexas Bank CD 6370	-	-	-	-
BankOZK CDARS 0883	-	-	-	-
LegacyTexas Bank CD 6376	-	-	-	-
Totals	\$ 1,014,931	\$ 256,072	\$ 246,390	\$ 1,470,893

Allocation

December 31, 2018

Book & Market Value	Total	GO I&S	General Fund	W/S Restricted	W/S Operations	Capital Project	2009 GO Bonds
ANB MMA	\$ 11,717,259	\$ 3,343,906	\$ 1,791,804	\$ 220,845	\$ 1,416,455	\$ 773,492	\$ 1,155,284
BTH Bank ICS	2,595,310	239,752	449,727	-	697,849	209,377	312,725
NexBank ICS	11,319,808	183,393	625,356	-	770,191	913,118	1,363,830
TexPool	11,487,291	-	6,028,253	-	3,053,713	-	-
Landmark Bank CD 7099	2,032,038	-	-	-	-	-	-
LegacyTexas Bank CD 1919	1,022,226	-	-	-	-	-	-
East West Bank CD 2428	1,018,637	-	1,018,637	-	-	-	-
LegacyTexas Bank CD 2918	1,027,677	-	-	-	-	-	-
LegacyTexas Bank CD 3092	1,027,603	-	-	-	-	-	-
LegacyTexas Bank CD 2941	2,036,828	-	2,036,828	-	-	-	-
Landmark Bank CD 7107	2,033,640	-	-	-	-	-	-
LegacyTexas Bank CD 1920	1,022,951	-	-	-	-	-	-
Landmark Bank CD 7115	2,035,042	-	-	-	-	-	-
LegacyTexs Bank CD 6368	2,009,102	-	2,009,102	-	-	-	-
LegacyTexas Bank CD 1921	2,048,804	-	-	-	-	-	-
LegacyTexas Bank CD 2943	1,019,258	-	-	-	1,019,258	-	-
Landmark Bank CD 7123	5,090,111	-	-	-	-	-	-
LegacyTexs Bank CD 6370	1,004,752	-	-	-	1,004,752	-	-
LegacyTexs Bank CD 6376	1,023,891	-	-	-	-	-	-
Totals	\$ 62,572,226	\$ 3,767,051	\$ 13,959,706	\$ 220,845	\$ 7,962,218	\$ 1,895,987	\$ 2,831,839

Allocation (continued)

December 31, 2018

Book & Market Value	2017 CO	2017A CO	Restricted Park Develop,	Restricted General	Restricted Water Impact	Restricted Sewer Impact	Restricted Roadway	Street Maint.
ANB MMA	\$ -	\$ (198,950)	\$ 480,182	\$ 339,441	\$ 55,109	\$ 162,368	\$ 89,714	\$ 136,924
BTH Bank ICS	-	-	163,739	111,082	35,780	105,418	58,247	43,658
NexBank ICS	6,167,797	-	-	-	174,058	512,830	283,355	-
TexPool	2,038,427	-	-	-	65,820	193,927	107,151	-
Landmark Bank CD 7099	-	2,032,038	-	-	-	-	-	-
LegacyTexas Bank CD 1919	1,022,226	-	-	-	-	-	-	-
East West Bank CD 2428	-	-	-	-	-	-	-	-
LegacyTexas Bank CD 2918	-	-	-	-	-	-	1,027,677	-
LegacyTexas Bank CD 3092	-	-	-	-	-	-	1,027,603	-
LegacyTexas Bank CD 2941	-	-	-	-	-	-	-	-
Landmark Bank CD 7107	-	2,033,640	-	-	-	-	-	-
LegacyTexas Bank CD 1920	1,022,951	-	-	-	-	-	-	-
Landmark Bank CD 7115	-	2,035,042	-	-	-	-	-	-
LegacyTexs Bank CD 6368	-	-	-	-	-	-	-	-
LegacyTexas Bank CD 1921	2,048,804	-	-	-	-	-	-	-
LegacyTexas Bank CD 2943	-	-	-	-	-	-	-	-
Landmark Bank CD 7123	-	5,090,111	-	-	-	-	-	-
LegacyTexs Bank CD 6370	-	-	-	-	-	-	-	-
LegacyTexs Bank CD 6376	1,023,891	-	-	-	-	-	-	-
Totals	\$13,324,095	\$ 10,991,880	\$ 643,921	\$ 450,523	\$ 330,766	\$ 974,543	\$ 2,593,745	\$ 180,582

Allocation
(continued)

December 31, 2018

Book & Market Value	VERF	MDD	Health Insurance	EDC
ANB MMA	\$ 496,917	\$ 205,212	\$ 306,320	\$ 942,236
BTH Bank ICS	-	-	48,762	119,195
NexBank ICS	-	-	-	325,881
TexPool	-	-	-	-
Landmark Bank CD 7099	-	-	-	-
LegacyTexas Bank CD 1919	-	-	-	-
East West Bank CD 2428	-	-	-	-
LegacyTexas Bank CD 2918	-	-	-	-
LegacyTexas Bank CD 3092	-	-	-	-
LegacyTexas Bank CD 2941	-	-	-	-
Landmark Bank CD 7107	-	-	-	-
LegacyTexas Bank CD 1920	-	-	-	-
Landmark Bank CD 7115	-	-	-	-
LegacyTexs Bank CD 6368	-	-	-	-
LegacyTexas Bank CD 1921	-	-	-	-
LegacyTexas Bank CD 2943	-	-	-	-
Landmark Bank CD 7123	-	-	-	-
LegacyTexs Bank CD 6370	-	-	-	-
LegacyTexs Bank CD 6376	-	-	-	-
Totals	\$ 496,917	\$ 205,212	\$ 355,082	\$ 1,387,312

Portfolio Summary
City of Sachse, TX
March 31, 2019

Safety Investment Type:

Investment Type	Book Value	Percent
Money Market Account*	\$ 22,525,220	38.0%
Investment Pools	13,272,558	22.4%
CD's	23,401,767	39.5%
Total*	\$ 59,199,545	100%

*(Includes Sachse EDC Money Market)

Liquidity Investments by Maturity Date

Under 30 days	\$ 39,867,073	67%
31 - 90 days	0	0%
91 - 180 days	9,160,363	15%
181 - 365 days	10,172,109	17%
366 - 760 days	0	0%
Total Principal Invested	\$ 59,199,545	100%

Portfolio Yield	Fiscal YTD Interest	Int Earned this QTR	(FYTD) Percent of total
Portfolio			
Debt Service	\$ 5,060	\$ 2,953	0.90%
General Fund	\$ 126,280	79,904	22.43%
Water and Sewer Fund	\$ 254,504	124,686	45.21%
Capital Project Fund	\$ 129,513	70,731	23.01%
Special Revenue Fund	\$ 4,453	2,639	0.79%
Impact Fee Fund	\$ 37,497	20,424	6.66%
Street Maintenance Fund	\$ 559	300	0.10%
Vehicle/Equipment Fund	\$ -	\$ -	
Municipal Development District	\$ 82	\$ 48	
Health Insurance Fund	\$ 704	373	0.13%
Sachse EDC	\$ 4,234	2,213	0.75%
Total Portfolios	\$ 562,888	\$ 304,271	99.99%

Portfolio Balance	Beginning Balances	Ending Book Balances	Change
Portfolio			
Debt Service	\$ 3,767,051	\$ 2,464,276	\$ (1,302,772.96)
General Fund	13,959,706	14,798,490	838,784.16
Water and Sewer Fund	21,507,158	18,076,981	(3,430,176.85)
Capital Project Fund	15,719,709	16,475,277	755,567.63
Special Revenue Fund	1,094,444	1,112,738	18,294.00
Impact Fee Fund	3,899,055	3,211,974	(687,080.87)
Street Maintenance Fund	180,582	71,519	(109,063.00)
Vehicle/Equipment Fund	496,917	1,014,931	518,014.00
Municipal Development District	205,212	256,072	50,860.00
Health Insurance Fund	355,082	246,390	(108,692.00)
Sachse EDC	1,387,312	1,470,893	83,581.00
Total Portfolios	\$ 62,572,228	\$ 59,199,545	\$ (3,372,685)

Historical Interest Rates

	January	February	March
Pooled Money Market Account	2019	0.2000%	0.2000%
	2018	0.2000%	0.2000%
	2017	0.2000%	0.2000%
Tex Pool	2019	2.3910%	2.3950%
	2018	1.2989%	1.3438%
	2017	0.5385%	0.5591%

City of Sachse, TX
Investment Portfolios
January 31, 2019

Source	Description	Cusip/ Ref	Purchase Date	Maturity Date	Coupon (Int. Rate)	Days to Maturity	Principal Invested	Book Value		Market Value			
								Beginning of Month	Change 1	End of Month	Change		
GO Bond I&S Fund	Money Market	114512	1/31/2019	2/1/2019	0.2000%	1	3,343,906	3,343,906	1,147,887	3,343,906	1,147,887	4,491,793	
GO Bond I&S Fund	Money Market	BTH	1/31/2019	2/1/2019	2.6304%	1	239,752	239,752	535	240,287	239,752	535	240,287
GO Bond I&S Fund	Money Market	NexBank	1/31/2019	2/1/2019	2.6500%	1	183,393	183,393	177	183,570	183,393	177	183,570
Total							3,767,051	3,767,051	1,148,599	3,767,051	1,148,599	4,915,649	
General Fund													
General Fund	TexPool	1111-000	1/31/2019	2/1/2019	2.3892%	1	6,028,253	6,028,253	(2,994,321)	6,028,253	(2,994,321)	3,033,932	
General Fund	Money Market	114512	1/31/2019	2/1/2019	0.2000%	1	1,791,804	1,791,804	367,995	1,791,804	367,995	2,159,799	
General Fund	Money Market	BTH	1/31/2019	2/1/2019	2.6304%	1	449,727	449,727	1,003	450,730	449,727	1,003	450,730
General Fund	Money Market	NexBank	1/31/2019	2/1/2019	2.6500%	1	625,356	625,356	603	625,959	625,356	603	625,959
General Fund	CD	60050006368	10/23/2018	7/23/2019	2.7200%	173	2,000,000	2,009,102	4,641	2,013,743	2,009,102	4,641	2,013,743
General Fund	CD	883	1/24/2019	1/24/2020	2.7700%	358	2,000,000	0	2,000,000	2,000,000	0	2,000,000	
General Fund	CD	2240	1/16/2019	4/16/2019	2.5300%	75	1,000,000	0	1,000,000	1,000,000	0	1,000,000	
General Fund	CD	9307	1/15/2019	10/15/2019	2.7100%	257	1,001,263	0	1,001,263	1,001,263	0	1,001,263	
General Fund	CD	5888	1/15/2019	7/15/2019	2.6900%	165	2,002,507	0	2,002,507	2,002,507	0	2,002,507	
General Fund	CD	60050002941	2/23/2018	2/26/2019	2.2000%	26	2,000,000	2,036,828	3,805	2,040,633	2,036,828	3,805	2,040,633
General Fund	CD	172052428	1/29/2018	1/29/2019	2.0000%	29	1,000,000	1,018,637	(1,018,637)	0	1,018,637	(1,018,637)	0
Total							19,898,910	13,959,706	2,368,859	16,328,566	13,959,706	2,368,859	16,328,566
Water and Sewer Fund													
W/S Restricted Fund	Money Market	114512	1/31/2019	2/1/2019	0.2000%	1	220,845	220,845	0	220,845	220,845	0	220,845
W/S Operations	Money Market	114512	1/31/2019	2/1/2019	0.2000%	1	1,416,455	1,416,455	(961,538)	454,917	1,416,455	(961,538)	454,917
W/S Operations	Money Market	BTH	1/31/2019	2/1/2019	2.6304%	1	697,849	697,849	(298,467)	399,382	697,849	(298,467)	399,382
W/S Operations	Money Market	NexBank	1/31/2019	2/1/2019	2.6500%	1	770,191	770,191	6,694	776,885	770,191	6,694	776,885
W/S 2017CO	Money Market	3886 2017CO	1/31/2019	2/1/2019	1.4700%	1	6,167,797	6,167,797	13,896	6,181,693	6,167,797	13,896	6,181,693
W/S Operations	TexPool	1111-000	1/31/2019	2/1/2019	2.3892%	1	3,053,713	3,053,713	5,727	3,059,440	3,053,713	5,727	3,059,440
W/S 2017CO	TexPool	1-000 2017CO	1/31/2019	2/1/2019	2.3892%	1	2,038,427	2,038,427	1,029,314	3,067,741	2,038,427	1,029,314	3,067,741
W/S 2017CO	CD	60050006376	10/23/2018	1/25/2020	2.9000%	359	1,018,946	1,023,890	2,523	1,026,413	1,023,890	2,523	1,026,413
W/S 2017CO	CD	1919 2017CO	7/25/2017	1/25/2019	1.5500%	0	1,000,000	1,022,226	(1,022,226)	0	1,022,226	(1,022,226)	0
W/S 2017CO	CD	1920 2017CO	7/25/2017	4/25/2019	1.6000%	84	1,000,000	1,022,951	1,390	1,024,341	1,022,951	1,390	1,024,341
W/S 2017CO	CD	1921 2017CO	7/25/2017	7/25/2019	1.7000%	175	2,000,000	2,048,804	2,958	2,051,762	2,048,804	2,958	2,051,762
W/S	CD	2943	2/23/2018	8/26/2019	2.3000%	207	1,000,000	1,019,258	1,991	1,021,249	1,019,258	1,991	1,021,249
W/S	CD	60050006370	10/23/2018	10/23/2019	2.8400%	265	1,000,000	1,004,752	2,423	1,007,175	1,004,752	2,423	1,007,175
Total							21,384,223	21,507,158	(1,215,315)	20,291,843	21,507,160	(1,215,315)	20,291,843
Capital Project Funds													
Capital Project Funds	Money Market	114512	1/31/2019	2/1/2019	0.2000%	1	773,492	773,492	(5,285)	768,207	773,492	(5,285)	768,207
Capital Project Funds	Money Market	BTH	1/31/2019	2/1/2019	2.6304%	1	209,377	209,377	(4,036)	205,341	209,377	(4,036)	205,341
Capital Project Funds	Money Market	NexBank	1/31/2019	2/1/2019	2.6500%	1	913,118	913,118	(18,574)	894,544	913,118	(18,574)	894,544
2009 GO Bonds	Money Market	114512	1/31/2019	2/1/2019	0.2000%	1	1,155,284	1,155,284	34,115	1,189,399	1,155,284	34,115	1,189,399
2009 GO Bonds	Money Market	BTH	1/31/2019	2/1/2019	2.6304%	1	312,725	312,725	5,199	317,924	312,725	5,199	317,924
2009 GO Bonds	Money Market	NexBank	1/31/2019	2/1/2019	2.6500%	1	1,363,830	1,363,830	21,172	1,385,002	1,363,830	21,172	1,385,002
2017A CO Bonds	Money Market	114512	1/31/2019	2/1/2019	0.2000%	1	(198,950)	(198,950)	198,950	0	(198,950)	198,950	0
2017A CO Bonds	TexPool	2017A CO	1/31/2019	2/1/2019	2.3892%	1	0	0	1,845,146	1,845,146	0	1,845,146	
2017A CO Bonds	CD	7123	10/19/2017	10/19/2019	1.8100%	261	5,000,000	5,090,111	23,222	5,113,333	5,090,111	23,222	5,113,333
2017A CO Bonds	CD	7115	10/19/2017	7/19/2019	1.7600%	169	2,000,000	2,035,042	9,028	2,044,070	2,035,042	9,028	2,044,070
2017A CO Bonds	CD	7107	10/19/2017	4/19/2019	1.6900%	78	2,000,000	2,033,640	8,662	2,042,302	2,033,640	8,662	2,042,302
2017A CO Bonds	CD	7099	10/19/2017	1/19/2019	1.6100%	0	2,000,000	2,032,038	(2,032,038)	0	2,032,038	(2,032,038)	0
Total							15,528,876	15,719,709	85,561	15,805,268	15,719,709	85,561	15,805,268
Special Revenue Funds													
Restricted Park Development Fee Fur	Money Market	114512	1/31/2019	2/1/2019	0.2000%	1	480,182	480,182	(79,552)	400,630	480,182	(79,552)	400,630
Restricted Park Development Fee Fur	Money Market	BTH	1/31/2019	2/1/2019	2.6304%	1	163,739	163,739	90,329	254,068	163,739	90,329	254,068
Restricted General Fund	Money Market	114512	1/31/2019	2/1/2019	0.2000%	1	339,441	339,441	(69,205)	270,236	339,441	(69,205)	270,236
Restricted General Fund	Money Market	BTH	1/31/2019	2/1/2019	2.6304%	1	111,082	111,082	60,294	171,376	111,082	60,294	171,376
Total							1,094,444	1,094,444	1,866	1,096,311	1,094,444	1,866	1,096,311
Restricted Water Impact Fee	Money Market	114512	1/31/2019	2/1/2019	0.2000%	1	55,109	55,109	(22,748)	32,361	55,109	(22,748)	32,361

City of Sachse, TX
Investment Portfolios
January 31, 2019

Source	Description	Cusip/ Ref	Purchase Date	Maturity Date	Coupon (Int. Rate)	Days to Maturity	Book Value			Market Value		
							Principal Invested	Beginning of Month	Change 1	End of Month	Beginning of Month	Change
Restricted Water Impact Fee	Money Market	BTH	1/31/2019	2/1/2019	2.6304%	1	35,780	27,796	63,576	35,780	27,796	63,576
Restricted Water Impact Fee	Money Market	NexBank	1/31/2019	2/1/2019	2.6500%	1	174,058	2,404	174,058	174,058	2,404	176,462
Restricted Water Impact Fee	TexPool	11111-000	12/31/2017	1/1/2018	2.3892%	1	65,820	970	66,790	65,820	970	66,790
Restricted Sewer Impact Fee	Money Market	114512	1/31/2019	2/1/2019	0.2000%	1	162,368	(69,472)	92,896	162,368	(69,472)	92,896
Restricted Sewer Impact Fee	Money Market	BTH	1/31/2019	2/1/2019	2.6304%	1	105,418	77,087	182,505	105,418	77,087	182,505
Restricted Sewer Impact Fee	Money Market	NexBank	1/31/2019	2/1/2019	2.6500%	1	512,830	(6,270)	506,560	512,830	(6,270)	506,560
Restricted Sewer Impact Fee	TexPool	11111-000	12/31/2017	1/1/2018	2.3892%	1	193,927	(2,197)	191,730	193,927	(2,197)	191,730
Restricted Roadway Impact Fee	Money Market	114512	1/31/2019	2/1/2019	0.2000%	1	89,714	(36,870)	52,844	89,714	(36,870)	52,844
Restricted Roadway Impact Fee	Money Market	BTH	1/31/2019	2/1/2019	2.6304%	1	58,247	45,571	103,818	58,247	45,571	103,818
Restricted Roadway Impact Fee	Money Market	NexBank	1/31/2019	2/1/2019	2.6500%	1	283,355	4,802	288,157	283,355	4,802	288,157
Restricted Roadway Impact Fee	TexPool	11111-000	12/31/2017	1/1/2018	2.3892%	1	331,307	1,915	109,066	331,307	1,915	109,066
Impact Fee Fund	CD	1650/2918	2/20/2018	2/20/2019	2.1500%	20	1,009,514	1,877	1,029,554	1,027,677	1,877	1,029,554
Impact Fee Fund	CD	1651/3092	3/20/2018	2/20/2019	2.2200%	20	1,010,574	1,937	1,029,540	1,027,603	1,937	1,029,540
Total							4,088,021	3,899,055	26,802	3,925,858	26,802	3,925,858
Street Maintenance Fund												
Street Maintenance Tax	Money Market	114512	1/31/2019	2/1/2019	0.2000%	1	136,924	136,924	169,877	136,924	169,877	169,877
Street Maintenance Tax	Money Market	BTH	1/31/2019	2/1/2019	2.6304%	1	43,658	98	43,756	43,658	98	43,756
Total							180,582	180,582	213,633	180,582	33,051	213,633
Health Insurance Fund												
Health Insurance	Money Market	114512	1/31/2019	2/1/2019	0.2000%	1	306,320	4,537	310,857	306,320	4,537	310,857
Health Insurance	Money Market	BTH	1/31/2019	2/1/2019	2.6304%	1	48,762	109	48,871	48,762	109	48,871
Total							355,082	355,082	359,728	355,082	4,646	359,728
EDC Fund												
EDC PMMKT	Money Market	114512	1/31/2019	2/1/2019	0.2700%	1	942,236	23,295	965,531	942,236	23,295	965,531
EDC PMMKT	Money Market	BTH	1/31/2019	2/1/2019	2.6304%	1	119,195	266	119,461	119,195	266	119,461
EDC PMMKT	Money Market	NexBank	1/31/2019	2/1/2019	2.6500%	1	325,881	314	326,195	325,881	314	326,195
Total							1,387,313	23,875	1,411,188	1,387,313	23,875	1,411,188
Village of Spring Branch, Texas - Fire Fund												
VERF	Money Market	114512	1/31/2019	2/1/2019	0.2000%	1	496,917	(35,139)	461,778	496,917	(35,139)	461,778
Total							496,917	(35,139)	461,778	496,917	(35,139)	461,778
Municipal Development District												
Municipal Development District	Money Market	114512	1/31/2019	2/1/2019	0.2000%	1	205,212	(19,168)	186,044	205,212	(19,168)	186,044
Total							205,212	(19,168)	186,044	205,212	(19,168)	186,044
Total							68,386,631	62,572,226	2,423,637	64,995,865	62,572,232	2,423,637

Summary of Portfolios by Security Type

01/31/19

Security Type	Percent of Total (Book Value)	Average # of days	Average Yield	Book Value			Market Value			
				Principal Invested	Beginning of Month	Change	End of Month	Beginning of Month	Change	End of Month
Money Market Account	40.27%	1	1.5746%	25,427,167	25,632,376	541,757	26,174,136	25,632,382	541,757	26,174,136
TexPool	17.50%	1	2.3892%	11,711,447	11,487,291	-113,446	11,373,845	11,487,291	-113,446	11,373,845
CDs	42.23%	151	2.1974%	31,042,804	25,452,559	1,995,326	27,447,885	25,452,559	1,995,326	27,447,885
Total	100.00%			68,181,418	62,572,226	2,423,637	64,995,865	62,572,232	2,423,637	64,995,865

1 Change = Investment activity including earnings, deposits and withdrawals.

City of Sachse, TX
Investment Portfolios
February 28, 2019

Source	Description	Cusip/ Ref	Purchase Date	Maturity Date	Coupon (Int. Rate)	Days to Maturity	Principal Invested	Book Value			Market Value		
								Beginning of Month	Change ¹	End of Month	Beginning of Month	Change	End of Month
GO Bond I&S Fund	Money Market	114512	2/28/2019	3/1/2019	0.2000%	1	4,491,793	(2,495,298)	1,996,496	4,491,793	(2,495,298)	1,996,496	
GO Bond I&S Fund	Money Market	BTH	2/28/2019	3/1/2019	2.6304%	1	240,287	467	240,754	240,287	467	240,754	
GO Bond I&S Fund	Money Market	NexBank	2/28/2019	3/1/2019	2.6500%	1	183,570	174	183,744	183,570	174	183,744	
Total							4,915,650	(2,494,657)	2,420,994	4,915,649	(2,494,657)	2,420,994	
General Fund													
General Fund	TexPool	1111-000	2/28/2019	3/1/2019	2.3892%	1	3,033,932	2,007,452	5,041,384	3,033,932	2,007,452	5,041,384	
General Fund	Money Market	114512	2/28/2019	3/1/2019	0.2000%	1	2,159,799	147,773	2,307,572	2,159,799	147,773	2,307,572	
General Fund	Money Market	BTH	2/28/2019	3/1/2019	2.6304%	1	450,730	877	451,607	450,730	877	451,607	
General Fund	Money Market	NexBank	2/28/2019	3/1/2019	2.6500%	1	625,959	595	626,554	625,959	595	626,554	
General Fund	CD	60050006368	10/23/2018	7/23/2019	2.7200%	145	2,013,743	4,652	2,018,395	2,013,743	4,652	2,018,395	
General Fund	CD	883	1/24/2019	1/24/2020	2.7700%	330	2,000,000	5,412	2,005,412	2,000,000	5,412	2,005,412	
General Fund	General Fund	2240	1/16/2019	4/16/2019	2.5300%	47	1,000,000	0	1,000,000	1,000,000	0	1,000,000	
General Fund	CD	9307	1/15/2019	10/15/2019	2.7100%	229	1,001,263	2,084	1,003,347	1,001,263	2,084	1,003,347	
General Fund	CD	5888	1/15/2019	7/15/2019	2.6900%	137	2,002,507	4,137	2,006,644	2,002,507	4,137	2,006,644	
General Fund	CD	60050002941	2/23/2018	2/26/2019	2.2000%	0	2,000,000	(2,040,633)	0	2,040,633	(2,040,633)	0	
Total							16,287,933	132,349	16,460,915	16,328,566	132,349	16,460,915	
Water and Sewer Fund													
W/S Restricted Fund	Money Market	114512	2/28/2019	3/1/2019	0.2000%	1	220,845	(476,689)	220,845	220,845	(476,689)	220,845	
W/S Operations	Money Market	114512	2/28/2019	3/1/2019	0.2000%	1	454,917	778	455,695	454,917	778	455,695	
W/S Operations	Money Market	BTH	2/28/2019	3/1/2019	2.6304%	1	399,382	6,620	406,002	399,382	6,620	406,002	
W/S Operations	Money Market	NexBank	2/28/2019	3/1/2019	2.6500%	1	776,885	12,578	789,463	776,885	12,578	789,463	
W/S 2017CO	Money Market	3886 2017CO	2/28/2019	3/1/2019	1.4700%	1	6,181,693	3,059,440	9,241,133	6,181,693	3,059,440	9,241,133	
W/S Operations	TexPool	1111-000	2/28/2019	3/1/2019	2.3892%	1	3,067,741	4,541	3,072,282	3,067,741	4,541	3,072,282	
W/S 2017CO	TexPool	-000 2017CO	2/28/2019	3/1/2019	2.3892%	1	3,067,741	4,541	3,072,282	3,067,741	4,541	3,072,282	
W/S 2017CO	CD	60050006376	10/23/2018	1/25/2020	2.9000%	331	1,026,413	2,528	1,028,941	1,026,413	2,528	1,028,941	
W/S 2017CO	CD	1920 2017CO	7/9/2017	4/25/2019	1.6000%	56	1,000,000	1,392	1,025,733	1,000,000	1,392	1,025,733	
W/S 2017CO	CD	1921 2017CO	7/9/2017	7/25/2019	1.7000%	147	2,000,000	2,962	2,054,724	2,000,000	2,962	2,054,724	
W/S	CD	2943	2/23/2018	8/26/2019	2.3000%	179	1,000,000	1,995	1,023,244	1,000,000	1,995	1,023,244	
W/S	CD	60050006370	10/23/2018	10/23/2019	2.8400%	237	1,000,000	2,430	1,009,605	1,007,175	2,430	1,009,605	
Total							20,187,316	(1,988,631)	18,303,213	20,291,843	(1,988,631)	18,303,213	
Capital Project Funds													
Capital Project Funds	Money Market	114512	2/28/2019	3/1/2019	0.2000%	1	768,207	1,512	769,719	768,207	1,512	769,719	
Capital Project Funds	Money Market	BTH	2/28/2019	3/1/2019	2.6304%	1	205,341	2,320	207,661	205,341	2,320	207,661	
Capital Project Funds	Money Market	NexBank	2/28/2019	3/1/2019	2.6500%	1	894,544	9,210	903,754	894,544	9,210	903,754	
2009 GO Bonds	Money Market	114512	2/28/2019	3/1/2019	0.2000%	1	1,189,399	(7,070)	1,182,329	1,189,399	(7,070)	1,182,329	
2009 GO Bonds	Money Market	BTH	2/28/2019	3/1/2019	2.6304%	1	317,924	(1,302)	316,622	317,924	(1,302)	316,622	
2009 GO Bonds	Money Market	NexBank	2/28/2019	3/1/2019	2.6500%	1	1,385,002	(7,042)	1,377,960	1,385,002	(7,042)	1,377,960	
2017A CO Bonds	Money Market	114512	2/28/2019	3/1/2019	0.2000%	1	0	(184,311)	0	0	(184,311)	0	
2017A CO Bonds	TexPool	2017A CO	2/28/2019	3/1/2019	2.3892%	1	1,845,146	2,732	1,847,878	1,845,146	2,732	1,847,878	
2017A CO Bonds	CD	7123	10/19/2017	10/19/2019	1.8100%	233	5,113,333	0	5,113,333	5,113,333	0	5,113,333	
2017A CO Bonds	CD	7115	10/19/2017	7/19/2019	1.7600%	141	2,044,070	0	2,044,070	2,044,070	0	2,044,070	
2017A CO Bonds	CD	7107	10/19/2017	4/19/2019	1.6900%	50	2,042,302	0	2,042,302	2,042,302	0	2,042,302	
Total							15,805,269	(183,951)	15,621,316	15,805,268	(183,951)	15,621,316	
Special Revenue Funds													
Restricted Park Development Fee Fund	Money Market	114512	2/28/2019	3/1/2019	0.2000%	1	400,630	7,573	408,203	400,630	7,573	408,203	
Restricted Park Development Fee Fund	Money Market	BTH	2/28/2019	3/1/2019	2.6304%	1	254,068	218	254,286	254,068	218	254,286	
Restricted General Fund	Money Market	114512	2/28/2019	3/1/2019	0.2000%	1	270,236	5,850	276,086	270,236	5,850	276,086	
Restricted General Fund	Money Market	BTH	2/28/2019	3/1/2019	2.6304%	1	171,376	611	171,987	171,376	611	171,987	
Total							1,096,311	14,252	1,110,561	1,096,311	14,252	1,110,561	
Impact Fee Fund													
Restricted Water Impact Fee	Money Market	114512	2/28/2019	3/1/2019	0.2000%	1	32,361	16,686	49,047	32,361	16,686	49,047	
Restricted Water Impact Fee	Money Market	BTH	2/28/2019	3/1/2019	2.6304%	1	63,576	648	64,224	63,576	648	64,224	

City of Sachse, TX
Investment Portfolios
February 28, 2019

Source	Description	Cusip/ Ref	Purchase Date	Maturity Date	Coupon (Int. Rate)	Days to Maturity	Book Value			Market Value		
							Principal Invested	Beginning of Month	Change 1	End of Month	Beginning of Month	Change
Restricted Water Impact Fee	Money Market	NexBank	2/28/2019	3/1/2019	2.6500%	1	176,462	176,462	1,620	178,082	1,620	178,082
Restricted Water Impact Fee	TexPool	1111-000	12/31/2017	1/1/2018	2.3892%	1	66,790	66,790	367,575	434,365	367,575	434,365
Restricted Sewer Impact Fee	Money Market	114512	2/28/2019	3/1/2019	0.2000%	1	92,896	92,896	46,101	138,997	46,101	138,997
Restricted Sewer Impact Fee	Money Market	BTH	2/28/2019	3/1/2019	2.6304%	1	182,505	182,505	(497)	182,008	(497)	182,008
Restricted Sewer Impact Fee	Money Market	NexBank	2/28/2019	3/1/2019	2.6500%	1	506,560	506,560	(1,882)	504,678	(1,882)	504,678
Restricted Sewer Impact Fee	TexPool	1111-000	12/31/2017	1/1/2018	2.3892%	1	191,730	191,730	1,039,248	1,230,978	1,039,248	1,230,978
Restricted Roadway Impact Fee	Money Market	114512	2/28/2019	3/1/2019	0.2000%	1	52,844	52,844	26,846	79,690	26,846	79,690
Restricted Roadway Impact Fee	Money Market	BTH	2/28/2019	3/1/2019	2.6304%	1	103,818	103,818	531	104,349	531	104,349
Restricted Roadway Impact Fee	Money Market	NexBank	2/28/2019	3/1/2019	2.6500%	1	288,157	288,157	1,186	289,343	1,186	289,343
Restricted Roadway Impact Fee	TexPool	1111-000	12/31/2017	1/1/2018	2.3892%	1	109,066	109,066	596,682	705,748	596,682	705,748
Impact Fee Fund	CD	1650/2918	2/20/2018	2/20/2019	2.1500%	0	1,009,514	1,029,554	(1,029,554)	0	1,029,554	(1,029,554)
Impact Fee Fund	CD	1651/3092	3/20/2018	2/20/2019	2.2200%	0	1,010,574	1,029,540	(1,029,540)	0	1,029,540	(1,029,540)
Total							3,896,853	3,925,858	35,650	3,961,508	35,650	3,961,508
Street Maintenance Fund												
Street Maintenance Tax	Money Market	114512	2/28/2019	3/1/2019	0.2000%	1	169,877	169,877	(19,846)	150,031	(19,846)	150,031
Street Maintenance Tax	Money Market	BTH	2/28/2019	3/1/2019	2.6304%	1	43,756	43,756	85	43,841	85	43,841
Total							213,633	213,633	(19,761)	193,872	(19,761)	193,872
Health Insurance Fund												
Health Insurance	Money Market	114512	2/28/2019	3/1/2019	0.2000%	1	310,857	310,857	8,862	319,719	8,862	319,719
Health Insurance	Money Market	BTH	2/28/2019	3/1/2019	2.6304%	1	48,871	48,871	95	48,966	95	48,966
Total							359,728	359,728	8,957	368,685	8,957	368,685
EDC Fund												
EDC PMMKT	Money Market	114512	2/28/2019	3/1/2019	0.2700%	1	965,531	965,531	57,177	1,022,708	57,177	1,022,708
EDC PMMKT	Money Market	BTH	2/28/2019	3/1/2019	2.6304%	1	119,461	119,461	232	119,693	232	119,693
EDC PMMKT	Money Market	NexBank	2/28/2019	3/1/2019	2.6500%	1	326,195	326,195	311	326,506	311	326,506
Total							1,411,188	1,411,188	57,720	1,468,907	57,720	1,468,907
Vehicle Equipment Replacement Fund												
VERF	Money Market	114512	2/28/2019	3/1/2019	0.2000%	1	461,778	461,778	(20,591)	441,187	(20,591)	441,187
Total							461,778	461,778	(20,591)	441,187	(20,591)	441,187
Municipal Development District												
Municipal Development District	Money Market	114512	2/28/2019	3/1/2019	0.2000%	1	186,044	186,044	43,870	229,914	43,870	229,914
Total							186,044	186,044	43,870	229,914	43,870	229,914
Total							64,811,702	64,995,865	(4,414,793)	60,581,073	(4,414,793)	60,581,073

Summary of Portfolios by Security Type
02/28/19

Security Type	Percent of Total (Book Value)	Average # of days	Average Yield	Book Value			Market Value			
				Principal Invested	Beginning of Month	Change	End of Month	Beginning of Month	Change	End of Month
Money Market Account	38.56%	1	1.5746%	26,174,136	26,174,136	-2,813,122	23,361,014	26,174,136	-2,813,122	23,361,014
TexPool	22.85%	1	2.3892%	11,373,845	11,373,845	2,470,464	13,844,309	11,373,845	2,470,464	13,844,309
CD's	38.59%	174	2.2869%	21,263,719	27,447,885	-4,072,135	23,375,750	27,447,885	-4,072,135	23,375,750
Total	100.00%			64,811,702	64,995,865	(4,414,793)	60,581,073	64,995,865	(4,414,793)	60,581,073

1 Change = Investment activity including earnings, deposits and withdrawals.

City of Sachse, TX
Investment Portfolios
March 31, 2019

Source	Description	Cusip/ Ref	Purchase Date	Maturity Date	Coupon (Int. Rate)	Days to Maturity	Book Value			Market Value			
							Principal Invested	Beginning of Month	Change 1	End of Month	Beginning of Month	Change	End of Month
GO Bond I&S Fund	Money Market	114512	3/31/2019	4/1/2019	0.2000%	1	1,996,496	1,996,496	226,318	2,222,814	1,996,496	226,318	2,222,814
GO Bond I&S Fund	Money Market	BTH	3/31/2019	4/1/2019	2.5597%	1	240,764	240,764	568	241,312	240,764	568	241,312
GO Bond I&S Fund	Money Market	NexBank	3/31/2019	4/1/2019	2.6600%	1	183,744	183,744	(183,592)	152	183,744	(183,592)	152
Total							2,420,994	2,420,994	43,285	2,464,278	2,420,994	43,285	2,464,278
General Fund													
General Fund	TexPool	1111-000	3/31/2019	4/1/2019	2.4100%	1	5,041,384	5,041,384	812,459	5,853,843	5,041,384	812,459	5,853,843
General Fund	Money Market	114512	3/31/2019	4/1/2019	0.2000%	1	2,307,572	2,307,572	(1,875,700)	431,872	2,307,572	(1,875,700)	431,872
General Fund	Money Market	BTH	3/31/2019	4/1/2019	2.5597%	1	451,607	451,607	11,067	462,674	451,607	11,067	462,674
General Fund	Money Market	NexBank	3/31/2019	4/1/2019	2.6600%	1	626,554	626,554	(626,035)	519	626,554	(626,035)	519
General Fund	CD	60050006368	10/23/2018	7/23/2019	2.7200%	114	2,000,000	2,018,395	4,212	2,022,607	2,018,395	4,212	2,022,607
General Fund	CD	883	1/24/2019	1/24/2020	2.7700%	299	2,000,000	2,005,412	4,672	2,010,084	2,005,412	4,672	2,010,084
General Fund	CD	2240	1/16/2019	4/16/2019	2.5300%	16	1,000,000	1,000,000		0	1,000,000		0
General Fund	CD	9307	1/15/2019	10/15/2019	2.7100%	198	1,001,263	1,003,347	2,311	1,005,658	1,003,347	2,311	1,005,658
General Fund	CD	5888	1/15/2019	7/15/2019	2.6900%	106	2,002,507	2,006,644	4,589	2,011,233	2,006,644	4,589	2,011,233
Total							16,430,887	16,460,915	(1,662,425)	14,798,490	16,460,915	(1,662,425)	14,798,490
Water and Sewer Fund													
WS Restricted Fund	Money Market	114512	3/31/2019	4/1/2019	0.2000%	1	220,845	220,845		220,845	220,845		220,845
WS Operations	Money Market	114512	3/31/2019	4/1/2019	0.2000%	1	(21,772)	(21,772)	533,406	511,634	(21,772)	533,406	511,634
WS Operations	Money Market	BTH	3/31/2019	4/1/2019	2.5597%	1	400,160	400,160	926	401,086	400,160	926	401,086
WS Operations	Money Market	NexBank	3/31/2019	4/1/2019	2.6600%	1	783,505	783,505	7,162	790,667	783,505	7,162	790,667
WS 2017CO	Money Market	3886 2017CO	3/31/2019	4/1/2019	1.4700%	1	6,194,271	6,194,271	13,970	6,208,241	6,194,271	13,970	6,208,241
WS Operations	TexPool	1111-000	3/31/2019	4/1/2019	2.4100%	1	1,511,674	1,511,674	(798,482)	713,192	1,511,674	(798,482)	713,192
WS 2017CO	TexPool	1-000 2017CO	3/31/2019	4/1/2019	2.4100%	1	3,072,282	3,072,282	6,553	3,078,835	3,072,282	6,553	3,078,835
WS 2017CO	CD	60050006376	10/23/2018	1/25/2020	2.9000%	300	1,000,000	1,028,941	2,289	1,031,230	1,028,941	2,289	1,031,230
WS 2017CO	CD	1920 2017CO	7/25/2017	4/25/2019	1.6000%	25	1,000,000	1,025,733	1,259	1,026,992	1,025,733	1,259	1,026,992
WS 2017CO	CD	1921 2017CO	7/25/2017	7/25/2019	1.7000%	116	2,000,000	2,054,724	2,680	2,057,404	2,054,724	2,680	2,057,404
WS	CD	2943	2/23/2018	8/26/2019	2.3000%	148	1,000,000	1,023,244	1,805	1,025,049	1,023,244	1,805	1,025,049
WS	CD	60050006370	10/23/2018	10/23/2019	2.8400%	206	1,000,000	1,009,605	2,199	1,011,804	1,009,605	2,199	1,011,804
Total							18,160,965	18,303,213	(226,233)	18,076,981	18,303,213	(226,233)	18,076,981
Capital Project Funds													
Capital Project Funds	Money Market	114512	3/31/2019	4/1/2019	0.2000%	1	769,719	769,719	804,779	1,574,498	769,719	804,779	1,574,498
Capital Project Funds	Money Market	BTH	3/31/2019	4/1/2019	2.5597%	1	207,661	207,661	99	207,661	207,661	99	207,661
Capital Project Funds	Money Market	NexBank	3/31/2019	4/1/2019	2.6600%	1	903,754	903,754	394,704	1,298,458	903,754	394,704	1,298,458
2009 GO Bonds	Money Market	114512	3/31/2019	4/1/2019	0.2000%	1	1,182,329	1,182,329	(607,846)	574,483	1,182,329	(607,846)	574,483
2009 GO Bonds	Money Market	BTH	3/31/2019	4/1/2019	2.5597%	1	316,622	316,622	1,116	317,738	316,622	1,116	317,738
2009 GO Bonds	Money Market	NexBank	3/31/2019	4/1/2019	2.6600%	1	1,377,960	1,377,960	607,836	1,985,796	1,377,960	607,836	1,985,796
2017A CO Bonds	Money Market	114512	3/31/2019	4/1/2019	0.2000%	1	(184,311)	(184,311)	(350,659)	(534,980)	(184,311)	(350,659)	(534,980)
2017A CO Bonds	TexPool	2017A CO	3/31/2019	4/1/2019	2.4100%	1	1,847,878	1,847,878	3,941	1,851,819	1,847,878	3,941	1,851,819
2017A CO Bonds	CD	7123	10/19/2017	10/19/2019	1.8100%	202	5,113,333	5,113,333		5,113,333	5,113,333		5,113,333
2017A CO Bonds	CD	7115	10/19/2017	7/19/2019	1.7600%	110	2,044,070	2,044,070		2,044,070	2,044,070		2,044,070
2017A CO Bonds	CD	7107	10/19/2017	4/19/2019	1.6900%	19	2,042,302	2,042,302		2,042,302	2,042,302		2,042,302
2017A CO Bonds	CD	7099	10/19/2017	1/19/2019	1.6100%	0	0	0	0	0	0	0	0
Total							15,621,317	15,621,316	853,960	16,475,277	15,621,316	853,960	16,475,277
Special Revenue Funds													
Restricted Park Development Fee Fund	Money Market	114512	3/31/2019	4/1/2019	0.2000%	1	408,203	408,203	(14,518)	393,685	408,203	(14,518)	393,685
Restricted Park Development Fee Fund	Money Market	BTH	3/31/2019	4/1/2019	2.5597%	1	254,286	254,286	(2,523)	251,763	254,286	(2,523)	251,763
Restricted General Fund	Money Market	114512	3/31/2019	4/1/2019	0.2000%	1	276,086	276,086	15,708	291,794	276,086	15,708	291,794
Restricted General Fund	Money Market	BTH	3/31/2019	4/1/2019	2.5597%	1	171,987	171,987	3,509	175,496	171,987	3,509	175,496
Total							1,110,562	1,110,562	2,176	1,112,738	1,110,562	2,176	1,112,738
Impact Fee Fund													
Restricted Water Impact Fee	Money Market	114512	3/31/2019	4/1/2019	0.2000%	1	49,047	49,047	(28,198)	20,849	49,047	(28,198)	20,849
Restricted Water Impact Fee	Money Market	BTH	3/31/2019	4/1/2019	2.5597%	1	64,224	64,224	833	65,057	64,224	833	65,057

City of Sachse, TX
Investment Portfolios
March 31, 2019

Source	Description	Cusip/ Ref	Purchase Date	Maturity Date	Coupon (Int. Rate)	Days to Maturity	Book Value			Market Value		
							Principal Invested	Beginning of Month	Change ¹	End of Month	Beginning of Month	Change
Restricted Water Impact Fee	Money Market	NexBank	3/31/2019	4/1/2019	2.6600%	1	178,082	178,082	2,077	180,159	2,077	180,159
Restricted Water Impact Fee	TexPool	1111-000	12/31/2017	1/1/2018	2.4100%	1	434,365	434,365	(105,767)	328,598	(105,767)	328,598
Restricted Sewer Impact Fee	Money Market	114512	3/31/2019	4/1/2019	0.2000%	1	138,997	138,997	(80,874)	58,123	(80,874)	58,123
Restricted Sewer Impact Fee	Money Market	BTH	3/31/2019	4/1/2019	2.5597%	1	182,008	182,008	(644)	181,364	(644)	181,364
Restricted Sewer Impact Fee	Money Market	NexBank	3/31/2019	4/1/2019	2.6600%	1	504,678	504,678	(2,433)	502,245	(2,433)	502,245
Restricted Sewer Impact Fee	TexPool	1111-000	12/31/2017	1/1/2018	2.4100%	1	1,230,978	1,230,978	(314,918)	916,060	(314,918)	916,060
Restricted Roadway Impact Fee	Money Market	114512	3/31/2019	4/1/2019	0.2000%	1	79,690	79,690	(46,049)	33,641	(46,049)	33,641
Restricted Roadway Impact Fee	Money Market	BTH	3/31/2019	4/1/2019	2.5597%	1	104,349	104,349	623	104,972	623	104,972
Restricted Roadway Impact Fee	Money Market	NexBank	3/31/2019	4/1/2019	2.6600%	1	289,343	289,343	1,353	290,696	1,353	290,696
Restricted Roadway Impact Fee	TexPool	1111-000	12/31/2017	1/1/2018	2.4100%	1	705,748	705,748	(175,538)	530,210	(175,538)	530,210
Total							3,961,509	3,961,508	(749,535)	3,211,974	(749,535)	3,211,974
Street Maintenance Fund												
Street Maintenance Tax	Money Market	114512	3/31/2019	4/1/2019	0.2000%	1	150,031	150,031	(112,433)	37,598	(112,433)	37,598
Street Maintenance Tax	Money Market	BTH	3/31/2019	4/1/2019	2.5597%	1	43,841	43,841	(9,920)	33,921	(9,920)	33,921
Total							193,872	193,872	(122,353)	71,519	(122,353)	71,519
Health Insurance												
Health Insurance	Money Market	114512	3/31/2019	4/1/2019	0.2000%	1	319,719	319,719	(122,408)	197,311	(122,408)	197,311
Health Insurance	Money Market	BTH	3/31/2019	4/1/2019	2.5597%	1	48,966	48,966	113	49,079	113	49,079
Total							368,685	368,685	(122,295)	246,390	(122,295)	246,390
EDC Fund												
EDC PNMKT	Money Market	114512	3/31/2019	4/1/2019	0.2700%	1	1,022,708	1,022,708	191,113	1,213,821	191,113	1,213,821
EDC PNMKT	Money Market	BTH	3/31/2019	4/1/2019	2.5597%	1	119,693	119,693	277	119,970	277	119,970
EDC PNMKT	Money Market	NexBank	3/31/2019	4/1/2019	2.6600%	1	326,506	326,506	(189,404)	137,102	(189,404)	137,102
Total							1,468,907	1,468,907	1,986	1,470,893	1,986	1,470,893
Venue/Equipment Reimbursement Fund												
VERF	Money Market	114512	3/31/2019	4/1/2019	0.2000%	1	441,187	441,187	573,744	1,014,931	573,744	1,014,931
Total							441,187	441,187	573,744	1,014,931	573,744	1,014,931
Municipal Development District												
Municipal Development District	Money Market	114512	3/31/2019	4/1/2019	0.2000%	1	229,914	229,914	26,158	256,072	26,158	256,072
Total							229,914	229,914	26,158	256,072	26,158	256,072
Total							60,406,798	60,581,073	(1,381,532)	59,199,545	(1,381,532)	59,199,545

Summary of Portfolios by Security Type

03/31/19

Security Type	Percent of Total (Book Value)	Average # of days	Average Yield	Book Value			Market Value			
				Principal Invested	Beginning of Month	Change	End of Month	Beginning of Month	Change	End of Month
Money Market Account	38.05%	1	1.5539%	23,361,014	23,361,014	-835,796	22,525,220	23,361,014	-835,796	22,525,220
TexPool	22.42%	1	2.4100%	13,844,309	13,844,309	-571,752	13,272,558	13,844,309	-571,752	13,272,558
CDs	39.53%	133	2.2593%	17,199,705	23,375,750	26,017	23,401,767	23,375,750	26,017	23,401,767
Total	100.00%			54,405,028	60,581,073	-1,381,532	59,199,545	60,581,071	-1,381,532	59,199,545

¹Change = Investment activity including earnings, deposits and withdrawals.



Agenda Item Details

Meeting	Sep 19, 2019 - Tax Increment Financing (TIF) Board
Category	A. Regular Meeting
Subject	7. Receive an update on the 2019 TIF Zone Project.
Access	Public
Type	Information

Public Content

BACKGROUND

Staff will give a presentation on current and proposed projects in the TIF Zone.

RECOMMENDATION

Discussion only--no action required.

Memo

To: **Gina Nash, City Manager**
 From: **Berna Fitzpatrick, Finance Manager** *BF*
 CC: **Mayor and City Council**
 Date: **August 12, 2019**
 Re: **Investment Report for period ending June 30, 2019**

Attached is the Quarterly Investment Report for the quarter ending June 30 of the fiscal year 2018-2019. This report complies with the requirements of the City's Investment Policy and the Public Funds Investment Act as amended. For this period, the City's portfolio consisted of the following investments:

Portfolio at Quarter Close:	Rate at 06/30/19	% Total	Total Investment
Money Market Account – ANB	.2%	8.57%	4,611,500
Money Market Account - BTH	2.53%	3.92%	2,107,422
Money Market Account – NexBank	2.63%	8.42%	4,532,289
Money Market Account 2017CO – NexBank	2.63%	11.61	6,249,371
Money Market Account(EDC)-ANB	.2%	0.70%	377,504
Money Market Account (EDC) BTH	2.53%	.97%	521,699
Money Market Account (EDC)-NexBank	2.63%	1.28%	687,861
Investment Pool – Tex Pool	2.38%	20.74%	11,166,048
Investment Pool – 2017CO-TexPool	2.38%	7.67%	4,130,818
CD---East West Bank 5888	2.69%	3.76%	2,024,767
CD---East West Bank 9307	2.71%	1.88%	1,012,476
CD---Legacy Bank 1921	1.70%	3.84%	2,066,232
CD---Legacy Bank 2943	2.30%	1.92%	1,031,003
CD---Legacy Bank 6370	2.84%	1.89%	1,019,065
CD---Legacy Bank 6368	2.72%	3.78%	2,036,505
CD---Legacy Bank 6376	2.90%	1.93%	1,038,786
CD---Landmark Bank 7123	1.81%	9.54%	5,136,154
CD---Landmark Bank 7115	1.76%	3.81%	2,052,941
CD---Bank OZK 883	2.77%	3.76%	2,023,862
Total Invested City Funds:		100.0%	\$53,826,302

Finance Department

Re: **Investment Report for period ending June 30, 2019**

The City does not carry any security instrument (investment type) on its books that is traded on the open market; therefore all investments are listed at 100% of market value. Interest earnings on all certificate of deposit accounts are accreted quarterly or at maturity. All Funds on deposit are fully secured and safeguarded. **Total investment interest earned for the quarter ending June 30 was \$313,773.**

Citywide cash and investments for the period ending June 30 was \$53,826,302. Of this amount, \$1,587,064 is for the Sachse EDC. It is the strategy of the Finance Department to maintain a high percentage of its idle funds invested in safe and secure investment securities and pooled investment types in accordance with the Public Funds Investment Act.

79% of the City's current portfolio has liquidity of 30 days or less, which is more than adequate for daily operations. The City investments are liquid and have same day access. The City's investment and cash management strategy will be to maintain operational and capital needs in money market accounts and liquid asset pools. The City's funds are swept into the above accounts and withdrawn as needed for operational cash flow requirements.

The average interest rate/yield on the City's investments for the period was 2.20%; weighted average maturity of 29 days. The Texpool Prime Fund interest rate was 2.5226% and the Texpool interest rate was 2.3812% at June 30, 2019. The rolling three-month Treasury yield was 2.36% with the rolling six-month Treasury yield at 2.43%.




QUARTERLY INVESTMENT REPORT

For the Quarter Ended

June 30, 2019

Prepared by
Valley View Consulting, L.L.C.

The investment portfolio of the City is in compliance with the Public Funds Investment Act and the Investment Policy and strategies.


Director of Finance


Kevin Ditzpatrick - Walker
Finance Manager

Disclaimer: These reports were compiled using information provided by the City of Sachse. No procedures were performed to test the accuracy or completeness of this information. The market values included in these reports were obtained by Valley View Consulting, L.L.C. from sources believed to be accurate and represent proprietary valuation. Due to market fluctuations these levels are not necessarily reflective of current liquidation values. Yield calculations are not determined using standard performance formulas, are not representative of total return yields and do not account for investment advisor fees.

Summary

Quarter End Results by Investment Category:

Asset Type	March 31, 2019			June 30, 2019		
	Book Value	Market Value	Ave. Yield	Book Value	Market Value	Ave. Yield
Bank/Pool	\$ 35,797,778	\$ 35,797,778	2.16%	\$ 34,384,512	\$ 34,384,512	2.16%
CDs/Securities	23,401,767	23,401,767	2.27%	19,441,790	19,441,790	2.27%
Totals	\$ 59,199,545	\$ 59,199,545		\$ 53,826,302	\$ 53,826,302	

Current Quarter Average Yield (1)
 Total Portfolio 2.20%

Fiscal Year-to-Date Average Yield (2)
 Total Portfolio 2.04%

Weighted Average Maturity 29 days

Rolling Three Month Treasury 2.36%
 Rolling Six Month Treasury 2.43%
 Rolling Three Month Treasury 2.39%
 Rolling Six Month Treasury 2.44%
 TexPool 2.36%

<u>Interest Earnings</u>	
City	EDC
Interest Earnings QTR	\$ 310,945
Interest Earnings YTD	\$ 869,599
	\$ 7,062


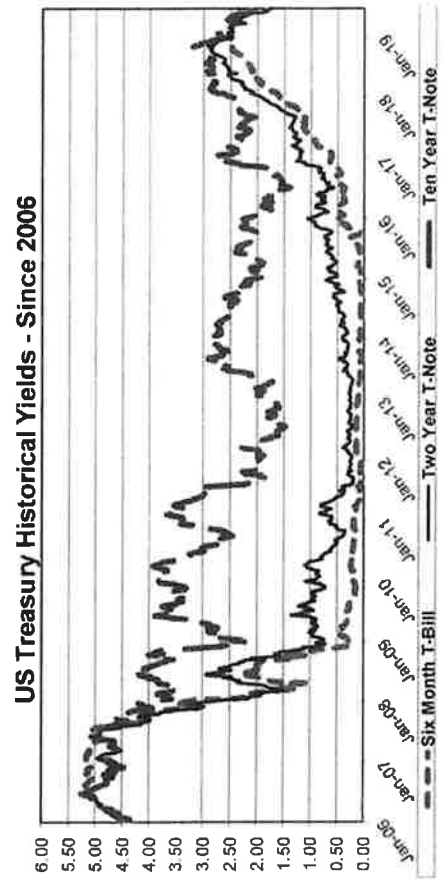

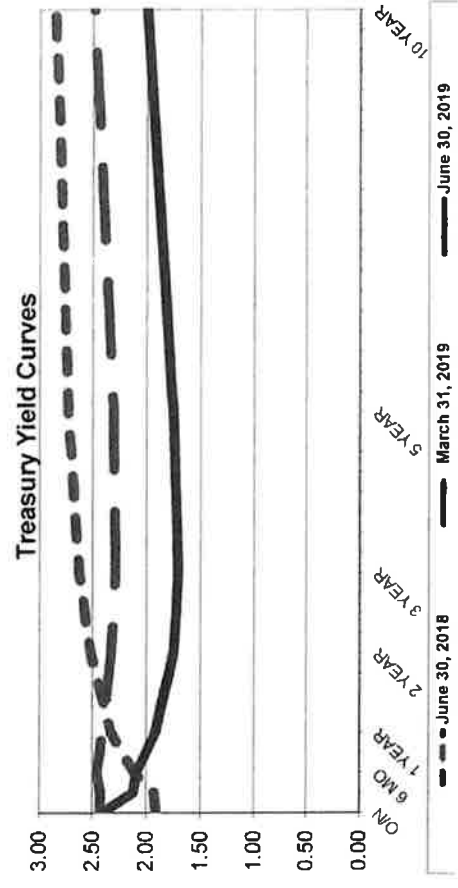
(1) Average Yield calculated using quarter end report yields and adjusted book values and does not reflect a total return analysis or account for advisory fees.

(2) Fiscal Year-to-Date Average Yields calculated using quarter end report yields and adjusted book values and does not reflect a total return analysis or account for advisory fees.

Economic Overview

6/30/2019

The Federal Open Market Committee (FOMC) maintained the Fed Funds target range 2.25% - 2.50% (Effective Fed Funds are trading +/-2.40%). The Futures Market projects multiple decreases beginning later this summer. Gradual FRB portfolio reduction continues by limiting reinvestment of maturing holdings, but that strategy will end this summer. May Non Farm Payroll only generated 75,000 new jobs, lowering the three month rolling average to 151k. Crude oil bounced up and down this spring around +/- \$60. The Stock Markets reached new highs. Overall economic activity, including housing, remains mostly favorable but mixed. The inverted Yield Curve continues towards lower yields.



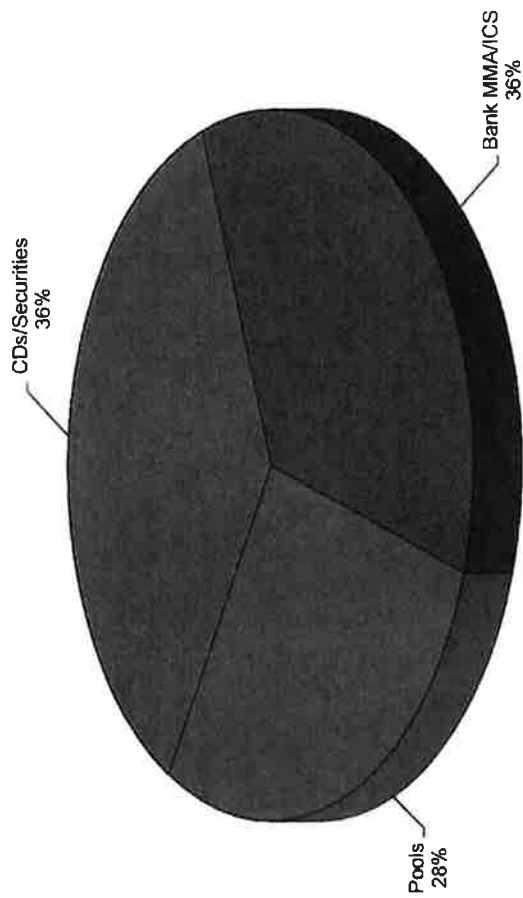
**Investment Holdings
June 30, 2019**

Description	Rating	Coupon/ Discount	Maturity Date	Settlement Date	Original Face Par Value	Book Value	Market Price	Market Value	Life (days)	Yield
ANB MMA		0.20%	07/01/19	06/30/19	\$ 4,989,004	\$ 4,989,004	1.00	\$ 4,989,004	1	0.20%
BTH Bank ICS		2.53%	07/01/19	06/30/19	2,629,121	2,629,121	1.00	2,629,121	1	2.53%
NexBank ICS		2.63%	07/01/19	06/30/19	11,469,521	11,469,521	1.00	11,469,521	1	2.63%
TexPool	AAA+m	2.38%	07/01/19	06/30/19	15,296,866	15,296,866	1.00	15,296,866	1	2.38%
East West Bank CD 5888		2.69%	07/15/19	01/15/19	2,024,767	2,024,767	100.00	2,024,767	15	2.73%
Landmark Bank CD 7115		1.76%	07/19/19	10/19/17	2,052,941	2,052,941	100.00	2,052,941	19	1.76%
Legacy Texas Bank CD 6368		2.72%	07/23/19	10/23/18	2,036,505	2,036,505	100.00	2,036,505	23	2.72%
Legacy Texas Bank CD 1921		1.70%	07/25/19	07/25/17	2,066,232	2,066,232	100.00	2,066,232	25	1.70%
Legacy Texas Bank CD 2943		2.30%	08/26/19	02/23/18	1,031,003	1,031,003	100.00	1,031,003	57	2.30%
East West Bank CD 9307		2.71%	10/15/19	01/15/19	1,012,476	1,012,476	100.00	1,012,476	107	2.75%
Landmark Bank CD 7123		1.81%	10/19/19	10/19/17	5,136,154	5,136,154	100.00	5,136,154	111	1.81%
Legacy Texas Bank CD 6370		2.84%	10/23/19	10/23/18	1,019,065	1,019,065	100.00	1,019,065	115	2.84%
BankOZK CDARS 0883		2.77%	01/24/20	01/24/19	2,023,862	2,023,862	100.00	2,023,862	208	2.77%
Legacy Texas Bank CD 6376		2.90%	01/25/20	10/23/18	1,038,786	1,038,786	100.00	1,038,786	209	2.90%
					\$ 53,826,302	\$ 53,826,302		\$ 53,826,302	29	2.20%
									(1)	(2)


(1) **Weighted average life** - For purposes of calculating weighted average life, pool investments are assumed to have a one day maturity.

(2) **Weighted average yield to maturity** - The weighted average yield to maturity is based on adjusted book value, realized and unrealized gains/losses and investment advisory fees are not considered.

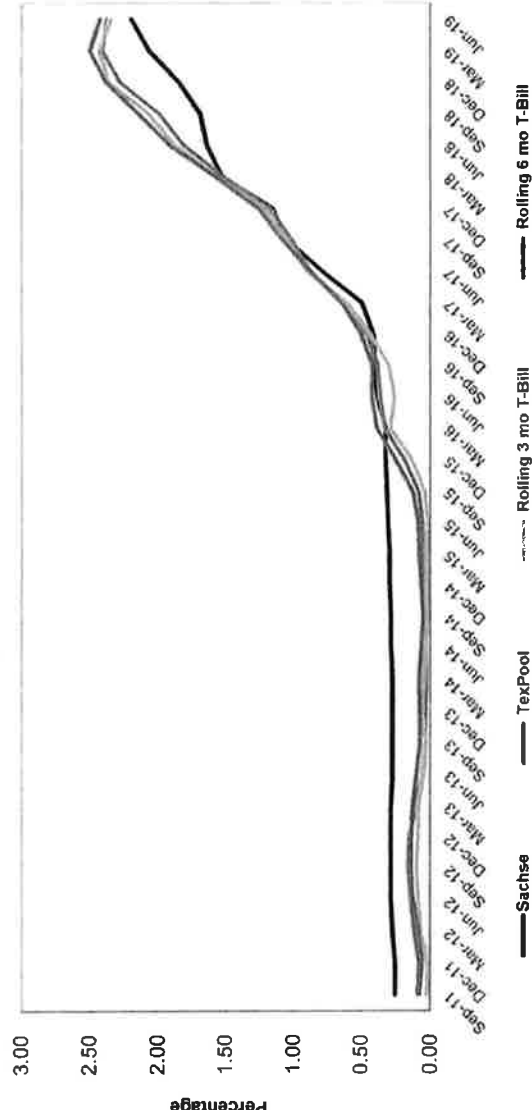
Portfolio Composition



Total Portfolio (Millions)



Total Portfolio Performance



Book Value Comparison

Description	Coupon/ Discount	Maturity Date	March 31, 2019			June 30, 2019		
			Original Face/Par Value	Book Value	Purchases/ Accretions	Amortizations/ Sales/Maturities	Original Face/Par Value	Book Value
ANB MMA	0.20%	07/01/19	\$ 8,518,991	\$ 8,518,991	\$ -	\$ (3,529,987)	\$ 4,989,004	\$ 4,989,004
BTH Bank ICS	2.53%	07/01/19	2,612,193	2,612,193	16,928		2,629,121	2,629,121
NexBank ICS	2.63%	07/01/19	11,394,036	11,394,036	75,485		11,469,521	11,469,521
TexPool	2.38%	07/01/19	13,272,558	13,272,558	2,024,308		15,296,866	15,296,866
Southside Bank CD 2240	2.53%	04/16/19	1,000,000	1,000,000		(1,000,000)	-	-
Landmark Bank CD 7107	1.69%	04/19/19	2,042,302	2,042,302		(2,042,302)	-	-
Legacy Texas Bank CD 1920	1.60%	04/25/19	1,026,992	1,026,992		(1,026,992)	-	-
East West Bank CD 5888	2.69%	07/15/19	2,011,233	2,011,233	13,533		2,024,767	2,024,767
Landmark Bank CD 7115	1.76%	07/19/19	2,044,070	2,044,070	8,871		2,052,941	2,052,941
Legacy Texas Bank CD 6368	2.72%	07/23/19	2,022,607	2,022,607	13,898		2,036,505	2,036,505
Legacy Texas Bank CD 1921	1.70%	07/25/19	2,057,404	2,057,404	8,828		2,066,232	2,066,232
Legacy Texas Bank CD 2943	2.30%	08/26/19	1,025,049	1,025,049	5,954		1,031,003	1,031,003
East West Bank CD 9307	2.71%	10/15/19	1,005,658	1,005,658	6,817		1,012,476	1,012,476
Landmark Bank CD 7123	1.81%	10/19/19	5,113,333	5,113,333	22,821		5,136,154	5,136,154
Legacy Texas Bank CD 6370	2.84%	10/23/19	1,011,804	1,011,804	7,260		1,019,065	1,019,065
BankOZK CDARS 0883	2.77%	01/24/20	2,010,084	2,010,084	13,778		2,023,862	2,023,862
Legacy Texas Bank CD 6376	2.90%	01/25/20	1,031,230	1,031,230	7,556		1,038,786	1,038,786
TOTAL			\$ 59,199,545	\$ 59,199,545	\$ 2,226,039	\$ (7,599,282)	\$ 53,826,302	\$ 53,826,302

Market Value Comparison

Description	Coupon/ Discount	Maturity Date	March 31, 2019			June 30, 2019		
			Original Face/Par Value	Market Value	Qtr to Qtr Change	Original Face/Par Value	Market Value	
ANB MMA	0.20%	07/01/19	\$ 8,518,991	\$ 8,518,991	\$ (3,529,987)	\$ 4,989,004	\$ 4,989,004	
BTH Bank ICS	2.53%	07/01/19	2,612,193	2,612,193	16,928	2,629,121	2,629,121	
NexBank ICS	2.63%	07/01/19	11,394,036	11,394,036	75,485	11,469,521	11,469,521	
TexPool	2.38%	07/01/19	13,272,558	13,272,558	2,024,308	15,296,866	15,296,866	
Southside Bank CD 2240	2.53%	04/16/19	1,000,000	1,000,000	(1,000,000)	-	-	
Landmark Bank CD 7107	1.69%	04/19/19	2,042,302	2,042,302	(2,042,302)	-	-	
LegacyTexas Bank CD 1920	1.60%	04/25/19	1,026,992	1,026,992	(1,026,992)	-	-	
East West Bank CD 5888	2.69%	07/15/19	2,011,233	2,011,233	13,533	2,024,767	2,024,767	
Landmark Bank CD 7115	1.76%	07/19/19	2,044,070	2,044,070	8,871	2,052,941	2,052,941	
LegacyTexas Bank CD 6368	2.72%	07/23/19	2,022,607	2,022,607	13,898	2,036,505	2,036,505	
LegacyTexas Bank CD 1921	1.70%	07/25/19	2,057,404	2,057,404	8,828	2,066,232	2,066,232	
LegacyTexas Bank CD 2943	2.30%	08/26/19	1,025,049	1,025,049	5,954	1,031,003	1,031,003	
East West Bank CD 9307	2.71%	10/15/19	1,005,658	1,005,658	6,817	1,012,476	1,012,476	
Landmark Bank CD 7123	1.81%	10/19/19	5,113,333	5,113,333	22,821	5,136,154	5,136,154	
LegacyTexas Bank CD 6370	2.84%	10/23/19	1,011,804	1,011,804	7,260	1,019,065	1,019,065	
BankOZK CDARS 0883	2.77%	01/24/20	2,010,084	2,010,084	13,778	2,023,862	2,023,862	
LegacyTexas Bank CD 6376	2.90%	01/25/20	1,031,230	1,031,230	7,556	1,038,786	1,038,786	
TOTAL			\$ 59,199,545	\$ 59,199,545	\$ (5,373,243)	\$ 53,826,302	\$ 53,826,302	

Allocation

June 30, 2019

Book & Market Value	Total	GO I&S	General Fund	W/S Restricted	W/S Operations	Capital Project	2009 GO Bonds
ANB MMA	\$ 4,989,004	\$ 270,533	\$ 268,051	\$ 220,845	\$ 755,895	\$ 569,750	\$ 640,020
BTH Bank ICS	2,629,121	1,207,678	64,721	-	1,248	269	302
NexBank ICS	11,469,521	152	520	-	611,748	1,410,019	1,583,922
TexPool	15,296,866	1,040,946	4,985,658	-	14,883	505,603	567,961
East West Bank CD 5888	2,024,767	-	2,024,767	-	-	-	-
Landmark Bank CD 7115	2,052,941	-	-	-	-	-	-
LegacyTexas Bank CD 6368	2,036,505	-	2,036,505	-	-	-	-
LegacyTexas Bank CD 1921	2,066,232	-	-	-	-	-	-
LegacyTexas Bank CD 2943	1,031,003	-	-	-	1,031,003	-	-
East West Bank CD 9307	1,012,476	-	1,012,476	-	-	-	-
Landmark Bank CD 7123	5,136,154	-	-	-	-	-	-
LegacyTexas Bank CD 6370	1,019,065	-	-	-	1,019,065	-	-
BankOZK CDARS 0883	2,023,862	-	2,023,862	-	-	-	-
LegacyTexas Bank CD 6376	1,038,786	-	-	-	-	-	-
Totals	\$ 53,826,302	\$ 2,519,310	\$ 12,416,559	\$ 220,845	\$ 3,433,843	\$ 2,485,642	\$ 2,792,204

Allocation
(continued)

June 30, 2019

Book & Market Value	2017 CO	2017A CO	Restricted Park Develop,	Restricted General	Restricted Water Impact	Restricted Sewer Impact	Restricted Roadway	Street Maint.
ANB MMA	\$ -	\$ (371,317)	\$ 424,383	\$ 262,937	\$ 50,883	\$ 140,619	\$ 31,268	\$ 198,005
BTH Bank ICS	-	-	267,169	162,860	80,782	223,246	49,641	108
NexBank ICS	6,249,371	-	93,191	56,809	177,231	489,787	108,910	-
TexPool	4,130,818	2,200,558	-	-	422,662	1,168,046	259,730	-
East West Bank CD 5888	-	-	-	-	-	-	-	-
Landmark Bank CD 7115	-	2,052,941	-	-	-	-	-	-
LegacyTexas Bank CD 6368	-	-	-	-	-	-	-	-
LegacyTexas Bank CD 1921	2,066,232	-	-	-	-	-	-	-
LegacyTexas Bank CD 2943	-	-	-	-	-	-	-	-
East West Bank CD 9307	-	-	-	-	-	-	-	-
Landmark Bank CD 7123	-	5,136,154	-	-	-	-	-	-
LegacyTexas Bank CD 6370	-	-	-	-	-	-	-	-
BankOZK CDARS 0883	-	-	-	-	-	-	-	-
LegacyTexas Bank CD 6376	1,038,786	-	-	-	-	-	-	-
Totals	\$13,485,208	\$ 9,018,336	\$ 784,743	\$ 482,605	\$ 731,559	\$ 2,021,698	\$ 449,550	\$ 198,113

Allocation (continued)

June 30, 2019

Book & Market Value	VERF	MDD	Health Insurance	EDC
ANB MMA	\$ 811,064	\$ 136,300	\$ 202,263	\$ 377,504
BTH Bank ICS	-	-	49,397	521,699
NexBank ICS	-	-	-	687,861
TexPool	-	-	-	-
East West Bank CD 5888	-	-	-	-
Landmark Bank CD 7115	-	-	-	-
LegacyTexas Bank CD 6368	-	-	-	-
LegacyTexas Bank CD 1921	-	-	-	-
LegacyTexas Bank CD 2943	-	-	-	-
East West Bank CD 9307	-	-	-	-
Landmark Bank CD 7123	-	-	-	-
LegacyTexas Bank CD 6370	-	-	-	-
BankOZK CDARS 0883	-	-	-	-
LegacyTexas Bank CD 6376	-	-	-	-
Totals	\$ 811,064	\$ 136,300	\$ 251,660	\$ 1,587,064

Allocation

March 31, 2019

Book & Market Value	Total	GO I&S	General Fund	W/S Restricted	W/S Operations	Capital Project	2009 GO Bonds
ANB MMA	\$ 8,518,991	\$ 2,222,814	\$ 431,872	\$ 220,845	\$ 511,634	\$ 1,574,498	\$ 574,483
BTH Bank ICS	2,612,193	241,312	462,674	-	401,086	207,760	317,738
NexBank ICS	11,394,036	152	519	-	790,667	1,298,458	1,985,796
TexPool	13,272,558	-	5,853,843	-	713,192	-	-
Southside Bank CD 2240	1,000,000	-	1,000,000	-	-	-	-
Landmark Bank CD 7107	2,042,302	-	-	-	-	-	-
Legacy Texas Bank CD 1920	1,026,992	-	-	-	-	-	-
East West Bank CD 5888	2,011,233	-	2,011,233	-	-	-	-
Landmark Bank CD 7115	2,044,070	-	-	-	-	-	-
Legacy Texas Bank CD 6368	2,022,607	-	2,022,607	-	-	-	-
Legacy Texas Bank CD 1921	2,057,404	-	-	-	-	-	-
Legacy Texas Bank CD 2943	1,025,049	-	-	-	1,025,049	-	-
East West Bank CD 9307	1,005,658	-	1,005,658	-	-	-	-
Landmark Bank CD 7123	5,113,333	-	-	-	-	-	-
Legacy Texas Bank CD 6370	1,011,804	-	-	-	1,011,804	-	-
BankOZK CDARS 0883	2,010,084	-	2,010,084	-	-	-	-
Legacy Texas Bank CD 6376	1,031,230	-	-	-	-	-	-
Totals	\$ 59,199,545	\$ 2,464,278	\$ 14,798,490	\$ 220,845	\$ 4,453,434	\$ 3,080,715	\$ 2,878,017

Allocation
(continued)

March 31, 2019

Book & Market Value	2017 CO	2017A CO	Restricted Park Develop,	Restricted General	Restricted Water Impact	Restricted Sewer Impact	Restricted Roadway	Street Maint.
ANB MMA	\$ -	\$ (534,980)	\$ 393,685	\$ 291,794	\$ 20,849	\$ 58,123	\$ 33,641	\$ 37,598
BTH Bank ICS	-	-	251,763	175,496	65,057	181,364	104,972	33,921
NexBank ICS	6,208,241	-	-	-	180,159	502,245	290,696	-
TexPool	3,078,835	1,851,819	-	-	328,598	916,060	530,210	-
Southside Bank CD 2240	-	-	-	-	-	-	-	-
Landmark Bank CD 7107	-	2,042,302	-	-	-	-	-	-
Legacy Texas Bank CD 1920	1,026,992	-	-	-	-	-	-	-
East West Bank CD 5888	-	-	-	-	-	-	-	-
Landmark Bank CD 7115	-	2,044,070	-	-	-	-	-	-
Legacy Texas Bank CD 6368	-	-	-	-	-	-	-	-
Legacy Texas Bank CD 1921	2,057,404	-	-	-	-	-	-	-
Legacy Texas Bank CD 2943	-	-	-	-	-	-	-	-
East West Bank CD 9307	-	-	-	-	-	-	-	-
Landmark Bank CD 7123	-	5,113,333	-	-	-	-	-	-
Legacy Texas Bank CD 6370	-	-	-	-	-	-	-	-
BankOZK CDARS 0883	-	-	-	-	-	-	-	-
Legacy Texas Bank CD 6376	1,031,230	-	-	-	-	-	-	-
Totals	\$13,402,702	\$ 10,516,545	\$ 645,448	\$ 467,290	\$ 594,663	\$ 1,657,792	\$ 959,520	\$ 71,519

Allocation
March 31, 2019
(continued)

Book & Market Value	VERF	MDD	Health Insurance	EDC
ANB MMA	\$ 1,014,931	\$ 256,072	\$ 197,311	\$ 1,213,821
BTH Bank ICS	-	-	49,079	119,970
NexBank ICS	-	-	-	137,102
TexPool	-	-	-	-
Southside Bank CD 2240	-	-	-	-
Landmark Bank CD 7107	-	-	-	-
Legacy Texas Bank CD 1920	-	-	-	-
East West Bank CD 5888	-	-	-	-
Landmark Bank CD 7115	-	-	-	-
Legacy Texas Bank CD 6368	-	-	-	-
Legacy Texas Bank CD 1921	-	-	-	-
Legacy Texas Bank CD 2943	-	-	-	-
East West Bank CD 9307	-	-	-	-
Landmark Bank CD 7123	-	-	-	-
Legacy Texas Bank CD 6370	-	-	-	-
BankOZK CDARS 0883	-	-	-	-
Legacy Texas Bank CD 6376	-	-	-	-
Totals	\$ 1,014,931	\$ 256,072	\$ 246,390	\$ 1,470,893

Portfolio Summary
City of Sachse, TX
June 30, 2019

Safety - Investment Type

Investment Type	Book Value	Percent
Money Market Account*	\$ 19,087,646	35.5%
Investment Pools	15,296,865	28.4%
CD's	19,441,791	36.1%
Total*	\$ 53,826,302	100%

*(Includes Sachse EDC Money Market)

Liquidity - Investments by Maturity Date

Under 30 days	\$ 42,564,954	79%
31 - 90 days	1,031,003	2%
91 - 180 days	7,167,695	13%
181 - 365 days	3,062,648	6%
366 - 760 days		0%
Total Principal Invested	\$ 53,826,302	100%

Portfolio Yield	Fiscal YTD Interest	Int Earned this QTR	(FYTD) Percent of total
<i>Portfolio</i>			
Debt Service	\$ 16,912	\$ 11,852	1.93%
General Fund	\$ 214,409	88,129	24.46%
Water and Sewer Fund	\$ 373,317	118,813	42.58%
Capital Project Fund	\$ 202,661	73,148	23.12%
Special Revenue Fund	\$ 7,385	2,932	0.84%
Impact Fee Fund	\$ 53,172	15,675	6.07%
Street Maintenance Fund	\$ 586	27	0.07%
Vehicle/Equipment Fund	\$ -		
Municipal Development District	\$ 96	\$ 14	
Health Insurance Fund	\$ 1,059	355	0.12%
Sachse EDC	\$ 7,062	2,828	0.81%
Total Portfolios	\$ 876,661	\$ 313,773	99.99%

Portfolio Balance	Beginning Balances	Ending Book Balances	Change
<i>Portfolio</i>			
Debt Service	\$ 2,464,278	\$ 2,519,310	\$ 55,032.00
General Fund	14,798,490	12,416,559	(2,381,931.00)
Water and Sewer Fund	18,076,981	17,139,895	(937,086.00)
Capital Project Fund	16,475,277	14,296,182	(2,179,094.70)
Special Revenue Fund	1,112,738	1,267,348	154,610.00
Impact Fee Fund	3,211,974	3,202,807	(9,167.00)
Street Maintenance Fund	71,519	198,113	126,594.00
Vehicle/Equipment Fund	1,014,931	811,064	(203,867.00)
Municipal Development District	256,072	136,300	(119,772.00)
Health Insurance Fund	246,390	251,660	5,270.00
Sachse EDC	1,470,893	1,587,064	116,171.00
Total Portfolios	\$ 59,199,543	\$ 53,826,302	\$ (5,373,241)

Historical Interest Rates

	April	May	June
Pooled Money Market Account	2019	0.2000%	0.2000%
	2018	0.2000%	0.2000%
	2017	0.2000%	0.2000%
Tex Pool	2019	2.4344%	2.4005%
	2018	1.6704%	1.7159%
	2017	0.7121%	0.7689%

City of Sachse, TX
Investment Portfolios
April 30, 2019

Source	Description	CUSIP/Ref	Purchase Date	Maturity Date	Coupon (Int. Rate)	Days to Maturity	Book Value			Market Value			
							Principal Invested	Beginning of Month	Change 1	End of Month	Beginning of Month	Change	End of Month
GO Bond I&S Fund	Money Market	114512	4/30/2019	5/1/2019	0.2000%	1	2,222,814	2,222,814	(1,448,013)	774,801	2,222,814	(1,448,013)	774,801
GO Bond I&S Fund	Money Market	BTH	4/30/2019	5/1/2019	2.6026%	1	241,312	241,312	435,105	676,417	241,312	435,105	676,417
GO Bond I&S Fund	Money Market	NexBank	4/30/2019	5/1/2019	2.6900%	1	152	152	0	152	152	0	152
GO Bond I&S Fund	TexPool	11111-000	4/30/2019	5/1/2019	2.4344%		0	0	1,036,706	1,036,706	0	1,036,706	1,036,706
Total							2,464,278	2,464,278	23,798	2,488,076	2,464,278	23,798	2,488,076
Genera Fund													
General Fund	TexPool	11111-000	4/30/2019	5/1/2019	2.4344%	1	5,853,843	5,853,843	9,648	5,863,491	5,853,843	9,648	5,863,491
General Fund	Money Market	114512	4/30/2019	5/1/2019	0.2000%	1	431,872	431,872	134,588	566,460	431,872	134,588	566,460
General Fund	Money Market	BTH	4/30/2019	5/1/2019	2.6026%	1	462,674	462,674	990	463,664	462,674	990	463,664
General Fund	Money Market	NexBank	4/30/2019	5/1/2019	2.6900%	1	519	519	0	519	519	0	519
General Fund	CD	60050006368	10/23/2018	7/23/2019	2.7200%	84	2,000,000	2,022,607	4,672	2,027,279	2,022,607	4,672	2,027,279
General Fund	CD	883	1/24/2019	1/24/2020	2.7700%	269	2,000,000	2,010,084	4,532	2,014,616	2,010,084	4,532	2,014,616
General Fund	CD	2240	1/16/2019	4/16/2019	2.5300%	0	1,000,000	1,000,000	(1,000,000)	0	1,000,000	(1,000,000)	0
General Fund	CD	9307	1/15/2019	10/15/2019	2.7100%	168	1,001,263	1,005,658	2,243	1,007,901	1,005,658	2,243	1,007,901
General Fund	CD	5888	1/15/2019	7/15/2019	2.6900%	76	2,002,507	2,011,233	4,452	2,015,685	2,011,233	4,452	2,015,685
Total							14,752,678	14,798,490	(838,875)	13,959,615	14,798,489	(838,875)	13,959,615
Water and Sewer Fund													
WS Restricted Fund	Money Market	114512	4/30/2019	5/1/2019	0.2000%	1	220,845	220,845	0	220,845	220,845	0	220,845
WS Operations	Money Market	114512	4/30/2019	5/1/2019	0.2000%	1	511,634	511,634	384,251	895,885	511,634	384,251	895,885
WS Operations	Money Market	BTH	4/30/2019	5/1/2019	2.6026%	1	401,086	401,086	(399,843)	1,243	401,086	(399,843)	1,243
WS Operations	Money Market	NexBank	4/30/2019	5/1/2019	2.6900%	1	790,667	790,667	6,999	797,666	790,667	6,999	797,666
WS 2017CO	Money Market	3886 2017CO	4/30/2019	5/1/2019	1.4700%	1	6,208,241	6,208,241	13,640	6,221,881	6,208,241	13,640	6,221,881
WS Operations	TexPool	11111-000	4/30/2019	5/1/2019	2.4344%	1	713,192	713,192	(98,989)	614,203	713,192	(98,989)	614,203
WS 2017CO	TexPool	1-000 2017CO	4/30/2019	5/1/2019	2.4344%	1	3,078,835	3,078,835	1,035,157	4,113,992	3,078,835	1,035,157	4,113,992
WS 2017CO	CD	60050006376	10/23/2018	1/25/2020	2.9000%	270	1,018,946	1,031,230	2,540	1,033,770	1,031,230	2,540	1,033,770
WS 2017CO	CD	1920 2017CO	7/25/2017	4/25/2019	1.6000%	0	1,000,000	1,026,992	(1,026,992)	0	1,026,992	(1,026,992)	0
WS 2017CO	CD	1921 2017CO	7/25/2017	7/25/2019	1.7000%	86	2,000,000	2,057,404	2,970	2,060,374	2,057,404	2,970	2,060,374
WS	CD	2943	2/23/2018	8/26/2019	2.3000%	118	1,000,000	1,025,049	2,003	1,027,052	1,025,049	2,003	1,027,052
WS	CD	60050006370	10/23/2018	10/23/2019	2.8400%	176	1,000,000	1,011,804	2,441	1,014,245	1,011,804	2,441	1,014,245
Total							17,943,446	18,076,981	(75,823)	18,001,156	18,076,981	(75,823)	18,001,156
Cap.Sis.Projct.Funds													
Capital Project Funds	Money Market	114512	4/30/2019	5/1/2019	0.2000%	1	1,574,498	1,574,498	(469,152)	1,105,346	1,574,498	(469,152)	1,105,346
Capital Project Funds	Money Market	BTH	4/30/2019	5/1/2019	2.6026%	1	207,760	207,760	64,509	272,269	207,760	64,509	272,269
Capital Project Funds	Money Market	NexBank	4/30/2019	5/1/2019	2.6900%	1	1,298,458	1,298,458	401,227	1,699,685	1,298,458	401,227	1,699,685
2009 GO Bonds	Money Market	114512	4/30/2019	5/1/2019	0.2000%	1	574,483	574,483	458,135	1,032,618	574,483	458,135	1,032,618
2009 GO Bonds	Money Market	BTH	4/30/2019	5/1/2019	2.6026%	1	317,738	317,738	(63,384)	254,354	317,738	(63,384)	254,354
2009 GO Bonds	Money Market	NexBank	4/30/2019	5/1/2019	2.6900%	1	1,985,795	1,985,795	(397,942)	1,587,853	1,985,795	(397,942)	1,587,853
2017A CO Bonds	Money Market	114512	4/30/2019	5/1/2019	0.2000%	1	(534,980)	(534,980)	(367,974)	(902,954)	(534,980)	(367,974)	(902,954)
2017A CO Bonds	TexPool	2017A CO	10/19/2017	5/1/2019	2.4344%	1	0	1,851,819	2,057,624	3,909,443	1,851,819	2,057,624	3,909,443
2017A CO Bonds	CD	7123	10/19/2017	10/19/2019	1.8100%	172	5,000,000	5,113,333	22,821	5,136,154	5,113,333	22,821	5,136,154
2017A CO Bonds	CD	7115	10/19/2017	7/19/2019	1.7600%	80	2,000,000	2,044,070	8,871	2,052,941	2,044,070	8,871	2,052,941
2017A CO Bonds	CD	7107	10/19/2017	4/19/2019	1.6900%	0	2,000,000	2,042,302	(2,042,302)	0	2,042,302	(2,042,302)	0
Total							14,423,752	16,475,277	(327,567)	16,147,708	16,475,278	(327,567)	16,147,708
Sachs Review - 2018													
Restricted Park Development Fee Fun	Money Market	114512	4/30/2019	5/1/2019	0.2000%	1	393,665	393,665	137,897	531,562	393,665	137,897	531,562
Restricted Park Development Fee Fun	Money Market	BTH	4/30/2019	5/1/2019	2.6026%	1	251,763	251,763	167	251,930	251,763	167	251,930
Restricted General Fund	Money Market	114512	4/30/2019	5/1/2019	0.2000%	1	291,794	291,794	(1,349)	290,445	291,794	(1,349)	290,445
Restricted General Fund	Money Market	BTH	4/30/2019	5/1/2019	2.6026%	1	175,496	175,496	749	176,245	175,496	749	176,245
Total							1,112,738	1,112,738	137,464	1,250,202	1,112,738	137,464	1,250,202

City of Sachse, TX
Investment Portfolios
April 30, 2019

Source	Description	Cusip/ Ref	Purchase Date	Maturity Date	Coupon (Int. Rate)	Days to Maturity	Book Value			Market Value			
							Principal Invested	Beginning of Month	Change 1	End of Month	Beginning of Month	Change	End of Month
Restricted Water Impact Fee	Money Market	114512	4/30/2019	5/1/2019	0.2000%	1	20,849	20,849	(8,907)	11,942	20,849	(8,907)	11,942
Restricted Water Impact Fee	Money Market	BTH	4/30/2019	5/1/2019	2.6026%	1	65,057	65,057	353,468	418,525	65,057	353,468	418,525
Restricted Water Impact Fee	Money Market	NexBank	4/30/2019	5/1/2019	2.6900%	1	180,159	180,159	(100,186)	79,973	180,159	(100,186)	79,973
Restricted Water Impact Fee	TexPool	1111-000	12/31/2017	1/1/2018	2.4344%	1	328,598	328,598	(107,384)	221,214	328,598	(107,384)	221,214
Restricted Sewer Impact Fee	Money Market	114512	4/30/2019	5/1/2019	0.2000%	1	58,123	58,123	(24,761)	33,362	58,123	(24,761)	33,362
Restricted Sewer Impact Fee	Money Market	BTH	4/30/2019	5/1/2019	2.6026%	1	181,364	181,364	987,845	1,169,209	181,364	987,845	1,169,209
Restricted Sewer Impact Fee	Money Market	NexBank	4/30/2019	5/1/2019	2.6900%	1	502,245	502,245	(278,830)	223,415	502,245	(278,830)	223,415
Restricted Sewer Impact Fee	TexPool	1111-000	12/31/2017	1/1/2018	2.4344%	1	916,060	916,060	(298,069)	617,991	916,060	(298,069)	617,991
Restricted Roadway Impact Fee	Money Market	114512	4/30/2019	5/1/2019	0.2000%	1	33,641	33,641	(26,360)	7,281	33,641	(26,360)	7,281
Restricted Roadway Impact Fee	Money Market	BTH	4/30/2019	5/1/2019	2.6026%	1	104,972	104,972	150,194	255,166	104,972	150,194	255,166
Restricted Roadway Impact Fee	Money Market	NexBank	4/30/2019	5/1/2019	2.6900%	1	290,696	290,696	(241,938)	48,758	290,696	(241,938)	48,758
Restricted Roadway Impact Fee	TexPool	1111-000	12/31/2017	1/1/2018	2.4344%	1	331,307	331,307	(395,341)	134,869	331,307	(395,341)	134,869
							3,013,071	3,211,974	9,731	3,221,704	3,211,974	9,731	3,221,704
Street Maintenance Fund													
Street Maintenance Tax	Money Market	114512	4/30/2019	5/1/2019	0.2000%	1	37,598	37,598	24,400	61,998	37,598	24,400	61,998
Street Maintenance Tax	Money Market	BTH	4/30/2019	5/1/2019	2.6026%	1	33,921	33,921	(33,814)	107	33,921	(33,814)	107
							71,519	71,519	(9,414)	62,105	71,519	(9,414)	62,105
Health Insurance Fund													
Health Insurance	Money Market	114512	4/30/2019	5/1/2019	0.2000%	1	197,311	197,311	123,675	320,986	197,311	123,675	320,986
Health Insurance	Money Market	BTH	4/30/2019	5/1/2019	2.6026%	1	49,079	49,079	105	49,184	49,079	105	49,184
							246,390	246,390	123,780	370,170	246,390	123,780	370,170
EDC Fund													
EDC PNMKT	Money Market	114512	4/30/2019	5/1/2019	0.2700%	1	1,213,821	1,213,821	72,188	1,286,009	1,213,821	72,188	1,286,009
EDC PNMKT	Money Market	BTH	4/30/2019	5/1/2019	2.6026%	1	119,970	119,970	257	120,227	119,970	257	120,227
EDC PNMKT	Money Market	NexBank	4/30/2019	5/1/2019	2.6900%	1	137,102	137,102	137	137,239	137,102	137	137,239
							1,470,894	1,470,893	72,582	1,543,476	1,470,894	72,582	1,543,476
Vendors Equipment Replacement Fund													
VERF	Money Market	114512	4/30/2019	5/1/2019	0.2000%	1	1,014,931	1,014,931	(144,640)	870,292	1,014,931	(144,640)	870,292
							1,014,931	1,014,931	(144,640)	870,292	1,014,931	(144,640)	870,292
Municipal Development District													
							256,072	256,072	26,349	282,421	256,072	26,349	282,421
							256,072	256,072	26,349	282,421	256,072	26,349	282,421
							56,769,769	59,199,545	(1,002,615)	58,196,925	59,199,543	(1,002,615)	58,196,925

Summary of Portfolios by Security Type
04/30/19

Security Type	Percent of Total (Book Value)	Average # of days	Average Yield	Book Value			Market Value			
				Principal Invested	Beginning of Month	Change	End of Month	Beginning of Month	Change	End of Month
Money Market Account	38.31%	1	1.5746%	22,525,217	22,525,220	-230,218	22,295,000	22,525,220	-230,218	22,295,000
TexPool	28.37%	1	2.4344%	11,221,835	13,272,558	3,239,353	16,511,910	13,272,558	3,239,353	16,511,910
CDs	33.32%	150	2.3092%	23,022,716	23,401,767	-4,011,749	19,390,017	23,401,766	-4,011,749	19,390,017
Total	100.00%			56,769,768	59,199,545	-1,002,614	58,196,926	59,199,544	-1,002,614	58,196,926

1Change = Investment activity including earnings, deposits and withdrawals.

City of Sachse, TX
Investment Portfolios
May 31, 2019

Source	Description	Cusip/ Ref	Purchase Date	Maturity Date	Coupon (Int. Rate)	Days to Maturity	Principal Invested	Book Value			Market Value		
								Beginning of Month	Change 1	End of Month	Beginning of Month	Change	End of Month
GO Bond I&S Fund	Money Market	114512	5/31/2019	6/1/2019	0.2000%	1	774,801	774,801	(512,473)	262,328	774,801	(512,473)	262,328
GO Bond I&S Fund	Money Market	BTH	5/31/2019	6/1/2019	2.6306%	1	676,417	676,417	528,743	1,205,160	676,417	528,743	1,205,160
GO Bond I&S Fund	Money Market	NexBank	5/31/2019	6/1/2019	2.6400%	1	152	152	0	152	152	0	152
GO Bond I&S Fund	TexPool	11111-000	5/31/2019	6/1/2019	2.4058%	1	1,036,706	1,036,706	2,146	1,038,852	1,036,706	2,146	1,038,852
Total							2,488,076	2,488,076	18,416	2,506,492	2,488,076	18,416	2,506,492
General Fund													
General Fund	TexPool	11111-000	5/31/2019	6/1/2019	2.4058%	1	5,863,491	5,863,491	12,137	5,875,628	5,863,491	12,137	5,875,628
General Fund	Money Market	114512	5/31/2019	6/1/2019	0.2000%	1	566,460	566,460	(411,223)	155,237	566,460	(411,223)	155,237
General Fund	Money Market	BTH	5/31/2019	6/1/2019	2.6306%	1	463,664	463,664	(399,078)	64,586	463,664	(399,078)	64,586
General Fund	Money Market	NexBank	5/31/2019	6/1/2019	2.6400%	1	519	519	0	519	519	0	519
General Fund	CD	60050006368	10/23/2018	7/23/2019	2.7200%	53	2,027,279	2,027,279	4,532	2,031,811	2,027,279	4,532	2,031,811
General Fund	CD	883	1/24/2019	1/24/2020	2.7700%	238	2,000,000	2,014,616	4,693	2,019,309	2,014,616	4,693	2,019,309
General Fund	CD	9307	1/15/2019	10/15/2019	2.7100%	137	1,001,263	1,007,901	2,322	1,010,223	1,007,901	2,322	1,010,223
General Fund	CD	5888	1/15/2019	7/15/2019	2.6900%	45	2,002,507	2,015,685	4,610	2,020,295	2,015,685	4,610	2,020,295
Total							13,925,183	13,959,615	(782,007)	13,177,609	13,959,615	(782,007)	13,177,609
Water and Sewer Fund													
WS Restricted Fund	Money Market	114512	5/31/2019	6/1/2019	0.2000%	1	220,845	220,845	(479,948)	220,845	220,845	0	220,845
WS Operations	Money Market	114512	5/31/2019	6/1/2019	0.2000%	1	895,885	895,885	(479,948)	415,937	895,885	(479,948)	415,937
WS Operations	Money Market	BTH	5/31/2019	6/1/2019	2.6306%	1	1,243	1,243	3	1,246	1,243	3	1,246
WS Operations	Money Market	NexBank	5/31/2019	6/1/2019	2.6400%	1	797,666	797,666	7,196	804,862	797,666	7,196	804,862
WS 2017CO	Money Market	3886 2017CO	5/31/2019	6/1/2019	1.4700%	1	6,221,881	6,221,881	14,014	6,235,895	6,221,881	14,014	6,235,895
WS Operations	TexPool	11111-000	5/31/2019	6/1/2019	2.4058%	1	614,203	614,203	(299,350)	314,853	614,203	(299,350)	314,853
WS 2017CO	TexPool	-000 2017CO	5/31/2019	6/1/2019	2.4058%	1	4,113,992	4,113,992	8,516	4,122,508	4,113,992	8,516	4,122,508
WS 2017CO	CD	60050006376	10/23/2018	1/25/2020	2.9000%	239	1,033,770	1,033,770	2,464	1,036,234	1,033,770	2,464	1,036,234
WS 2017CO	CD	1921 2017CO	7/25/2017	7/25/2019	1.7000%	55	2,000,000	2,060,374	2,879	2,063,253	2,060,374	2,879	2,063,253
WS	CD	2943	2/23/2018	8/26/2019	2.3000%	87	1,000,000	1,027,052	1,941	1,028,993	1,027,052	1,941	1,028,993
WS	CD	60050006370	10/23/2018	10/23/2019	2.8400%	145	1,000,000	1,014,245	2,367	1,016,612	1,014,245	2,367	1,016,612
Total							17,899,485	18,001,156	(739,918)	17,261,238	18,001,156	(739,918)	17,261,238
Capital Project Funds													
Capital Project Funds	Money Market	114512	5/31/2019	6/1/2019	0.2000%	1	1,105,346	1,105,346	(525,152)	580,194	1,105,346	(525,152)	580,194
Capital Project Funds	Money Market	BTH	5/31/2019	6/1/2019	2.6306%	1	272,269	272,269	(272,001)	268	272,269	(272,001)	268
Capital Project Funds	Money Market	NexBank	5/31/2019	6/1/2019	2.6400%	1	1,699,685	1,699,685	(149,807)	1,549,878	1,699,685	(149,807)	1,549,878
Capital Project Funds	TexPool	11111-000	5/31/2019	6/1/2019	2.6400%	1	0	0	426,133	426,133	0	426,133	426,133
2009 GO Bonds	Money Market	114512	5/31/2019	6/1/2019	0.2000%	1	1,032,618	1,032,618	(380,867)	651,751	1,032,618	(380,867)	651,751
2009 GO Bonds	Money Market	BTH	5/31/2019	6/1/2019	2.6306%	1	254,354	254,354	(254,053)	301	254,354	(254,053)	301
2009 GO Bonds	Money Market	NexBank	5/31/2019	6/1/2019	2.6400%	1	1,587,853	1,587,853	153,177	1,741,030	1,587,853	153,177	1,741,030
2009 GO Bonds	TexPool	11111-000	5/31/2019	6/1/2019	2.4058%	1	0	0	478,690	478,690	0	478,690	478,690
2017A CO Bonds	Money Market	114512	5/31/2019	6/1/2019	0.2000%	1	(902,954)	(902,954)	336,373	(566,581)	(902,954)	336,373	(566,581)
2017A CO Bonds	TexPool	2017A CO	5/31/2019	6/1/2019	2.4058%	1	3,909,443	3,909,443	(896,731)	3,012,712	3,909,443	(896,731)	3,012,712
2017A CO Bonds	CD	7123	10/19/2017	10/19/2019	1.8100%	141	5,136,154	5,136,154	0	5,136,154	5,136,154	0	5,136,154
2017A CO Bonds	CD	7115	10/19/2017	7/19/2019	1.7600%	49	2,052,941	2,052,941	0	2,052,941	2,052,941	0	2,052,941
Total							16,147,710	16,147,708	(1,084,238)	15,063,471	16,147,708	(1,084,238)	15,063,471
Special Revenue Funds													
Restricted Park Development Fee	Money Market	114512	5/31/2019	6/1/2019	0.2000%	1	531,582	531,582	(14,051)	517,531	531,582	(14,051)	517,531
Restricted Park Development Fee	Money Market	BTH	5/31/2019	6/1/2019	2.6306%	1	251,930	251,930	14,683	266,613	251,930	14,683	266,613
Restricted General Fund	Money Market	114512	5/31/2019	6/1/2019	0.2000%	1	290,445	290,445	27,557	318,002	290,445	27,557	318,002
Restricted General Fund	Money Market	BTH	5/31/2019	6/1/2019	2.6306%	1	176,245	176,245	(13,726)	162,519	176,245	(13,726)	162,519
Total							1,250,203	1,250,202	14,463	1,264,664	1,250,202	14,463	1,264,664
Restricted Water Impact Fee	Money Market	114512	5/31/2019	6/1/2019	0.2000%	1	11,942	11,942	3,534	15,476	11,942	3,534	15,476
Restricted Water Impact Fee	Money Market	BTH	5/31/2019	6/1/2019	2.6306%	1	418,525	418,525	(337,911)	80,614	418,525	(337,911)	80,614

City of Sachse, TX
Investment Portfolios
May 31, 2019

Source	Description	Cusip/ Ref	Purchase Date	Maturity Date	Coupon (Int. Rate)	Days to Maturity	Principal Invested	Book Value			Market Value		
								Beginning of Month	Change 1	End of Month	Beginning of Month	Change	End of Month
Restricted Water Impact Fee	Money Market	NexBank	5/31/2019	6/1/2019	2.6400%	1	79,973	142,745	222,718	79,973	142,745	222,718	
Restricted Water Impact Fee	TexPool	1111-000	12/31/2017	1/1/2018	2.4058%	1	221,214	200,597	421,811	221,214	200,597	421,811	
Restricted Sewer Impact Fee	Money Market	114512	5/31/2019	6/1/2019	0.2000%	1	33,362	9,407	42,769	33,362	9,407	42,769	
Restricted Sewer Impact Fee	Money Market	BTH	5/31/2019	6/1/2019	2.6306%	1	1,169,209	(946,429)	222,780	1,169,209	(946,429)	222,780	
Restricted Sewer Impact Fee	Money Market	NexBank	5/31/2019	6/1/2019	2.6400%	1	223,415	392,077	615,492	223,415	392,077	615,492	
Restricted Sewer Impact Fee	TexPool	1111-000	12/31/2017	1/1/2018	2.4058%	1	617,991	547,706	1,165,697	617,991	547,706	1,165,697	
Restricted Roadway Impact Fee	Money Market	114512	5/31/2019	6/1/2019	0.2000%	1	7,281	2,229	9,510	7,281	2,229	9,510	
Restricted Roadway Impact Fee	Money Market	BTH	5/31/2019	6/1/2019	2.6306%	1	255,166	(205,628)	49,538	255,166	(205,628)	49,538	
Restricted Roadway Impact Fee	Money Market	NexBank	5/31/2019	6/1/2019	2.6400%	1	48,758	88,104	136,862	48,758	88,104	136,862	
Restricted Roadway Impact Fee	TexPool	1111-000	12/31/2017	1/1/2018	2.4058%	1	134,869	124,338	259,207	134,869	124,338	259,207	
Total							3,221,705	20,769	3,242,474	3,221,704	20,769	3,242,474	
Street Maintenance Fund													
Street Maintenance Tax	Money Market	114512	5/31/2019	6/1/2019	0.2000%	1	61,998	109,330	171,328	61,998	109,330	171,328	
Street Maintenance Tax	Money Market	BTH	5/31/2019	6/1/2019	2.6306%	1	107	1	108	107	1	108	
Total							62,105	109,331	171,436	62,105	109,331	171,436	
Health Insurance Fund													
Health Insurance	Money Market	114512	5/31/2019	6/1/2019	0.2000%	1	320,986	5,163	326,149	320,986	5,163	326,149	
Health Insurance	Money Market	BTH	5/31/2019	6/1/2019	2.6306%	1	49,184	110	49,294	49,184	110	49,294	
Total							370,170	5,273	375,443	370,170	5,273	375,443	
EDC Fund													
EDC PNMKT	Money Market	114512	5/31/2019	6/1/2019	0.2700%	1	1,286,009	(374,445)	911,564	1,286,009	(374,445)	911,564	
EDC PNMKT	Money Market	BTH	5/31/2019	6/1/2019	2.6306%	1	120,227	400,385	520,612	120,227	400,385	520,612	
EDC PNMKT	Money Market	NexBank	5/31/2019	6/1/2019	2.6400%	1	137,239	141	137,380	137,239	141	137,380	
Total							1,543,476	26,081	1,569,555	1,543,476	26,081	1,569,555	
Vehicle/Equipment Replacement Fund													
VERF	Money Market	114512	5/31/2019	6/1/2019	0.2000%	1	870,292	(59,861)	810,431	870,292	(59,861)	810,431	
Total							870,292	(59,861)	810,431	870,292	(59,861)	810,431	
Municipal Development District													
Municipal Development District	Money Market	114512	5/31/2019	6/1/2019	0.2000%	1	282,421	35,205	317,626	282,421	35,205	317,626	
Total							282,421	35,205	317,626	282,421	35,205	317,626	
Summary of Portfolios by Security Type													
05/31/19													
Security Type	Percent of Total (Book Value)	Average # of days	Average Yield	Principal Invested	Beginning of Month	Change	End of Month	Beginning of Month	Change	End of Month	Market Value	End of Month	
Money Market Account	34.48%	1	1.5724%	22,295,000	22,295,000	-3,066,476	19,228,524	22,295,000	-3,066,476	19,228,524	19,228,524		
TexPool	30.70%	1	2.4292%	16,511,909	16,511,909	604,182	17,116,091	16,511,909	604,182	17,116,091	17,116,091		
CD's	34.82%	119	2.4200%	19,253,914	19,390,017	25,808	19,415,825	19,390,017	25,808	19,415,825	19,415,825		
Total	100.00%			58,060,826	58,196,925	-2,436,486	55,760,438	58,196,925	-2,436,486	55,760,438	55,760,438		

1Change = Investment activity including earnings deposits and withdrawals.

City of Sachse, TX
Investment Portfolios
June 30, 2019

Source	Description	Cusip/ Ref	Purchase Date	Maturity Date	Coupon (Int. Rate)	Days to Maturity	Principal Invested		Book Value		Market Value	
							Beginning of Month	End of Month	Change ¹	Beginning of Month	End of Month	Change
GO Bond I&S Fund												
GO Bond I&S Fund	Money Market	114512	6/30/2019	7/1/2019	0.2000%	1	262,328	262,328	8,205	262,328	270,533	8,205
GO Bond I&S Fund	Money Market	BTH	6/30/2019	7/1/2019	2.5334%	1	1,205,160	1,205,160	2,518	1,207,678	1,207,678	2,518
GO Bond I&S Fund	Money Market	NexBank	6/30/2019	7/1/2019	2.6300%	1	152	152	0	152	152	0
GO Bond I&S Fund	TexPool	1111-000	6/30/2019	7/1/2019	2.3812%	1	1,038,852	1,038,852	2,094	1,040,946	1,038,852	2,094
Total							2,506,492	2,506,492	12,817	2,519,310	2,506,492	12,817
General Fund												
General Fund	TexPool	1111-000	6/30/2019	7/1/2019	2.4100%	1	5,875,628	5,875,628	(889,970)	4,985,658	(889,970)	4,985,658
General Fund	Money Market	114512	6/30/2019	7/1/2019	0.2000%	1	155,237	155,237	112,814	268,051	112,814	268,051
General Fund	Money Market	BTH	6/30/2019	7/1/2019	2.5334%	1	64,586	64,586	135	64,721	64,586	135
General Fund	Money Market	NexBank	6/30/2019	7/1/2019	2.6300%	1	519	519	1	519	519	1
General Fund	CD	60050006368	10/23/2018	7/23/2019	2.7200%	23	2,000,000	2,031,811	4,694	2,036,505	2,031,811	4,694
General Fund	CD	883	1/24/2019	1/24/2020	2.7700%	208	2,000,000	2,019,309	4,553	2,023,862	2,019,309	4,553
General Fund	CD	9307	1/15/2019	10/15/2019	2.7100%	107	1,001,263	1,010,223	2,253	1,012,476	1,010,223	2,253
General Fund	CD	5888	1/15/2019	7/15/2019	2.6900%	15	2,002,507	2,020,295	4,472	2,024,767	2,020,295	4,472
Total							13,099,740	13,177,609	(761,048)	12,416,559	(761,048)	12,416,559
Water and Sewer Fund												
WS Restricted Fund	Money Market	114512	6/30/2019	7/1/2019	0.2000%	1	220,845	220,845	220,845	220,845	0	220,845
WS Operations	Money Market	114512	6/30/2019	7/1/2019	0.2000%	1	415,937	415,937	339,958	755,895	339,958	755,895
WS Operations	Money Market	BTH	6/30/2019	7/1/2019	2.5334%	1	1,246	1,246	2	1,248	2	1,248
WS Operations	Money Market	NexBank	6/30/2019	7/1/2019	2.6300%	1	804,862	804,862	(193,114)	611,748	804,862	(193,114)
WS 2017CO	Money Market	3886 2017CO	6/30/2019	7/1/2019	1.4700%	1	6,235,895	6,235,895	13,476	6,249,371	6,235,895	13,476
WS Operations	TexPool	1111-000	6/30/2019	7/1/2019	2.4100%	1	314,853	314,853	(299,970)	14,883	(299,970)	14,883
WS 2017CO	TexPool	1-000 2017CO	6/30/2019	7/1/2019	2.4100%	1	4,122,508	4,122,508	8,310	4,130,818	8,310	4,130,818
WS 2017CO	CD	60050006376	10/23/2018	1/25/2020	2.9000%	209	1,000,000	1,036,234	2,552	1,038,786	1,036,234	2,552
WS 2017CO	CD	1921 2017CO	7/25/2017	7/25/2019	1.7000%	25	2,000,000	2,063,253	2,979	2,066,232	2,063,253	2,979
WS	CD	2943	2/23/2018	8/26/2019	2.3000%	57	1,000,000	1,028,993	2,010	1,031,003	1,028,993	2,010
WS	CD	60050006370	10/23/2018	10/23/2019	2.8400%	115	1,000,000	1,016,612	2,453	1,019,065	1,016,612	2,453
Total							17,116,146	17,261,238	(121,344)	17,139,895	(121,344)	17,139,895
Capital Project Funds												
Capital Project Funds	Money Market	114512	6/30/2019	7/1/2019	0.2000%	1	580,194	580,194	(10,444)	569,750	(10,444)	569,750
Capital Project Funds	Money Market	BTH	6/30/2019	7/1/2019	2.5334%	1	268	268	1	269	1	269
Capital Project Funds	Money Market	NexBank	6/30/2019	7/1/2019	2.6300%	1	1,549,878	1,549,878	(139,859)	1,410,019	(139,859)	1,410,019
Capital Project Funds	TexPool	1111-000	6/30/2019	7/1/2019	2.3812%	1	426,133	426,133	79,470	505,603	79,470	505,603
2009 GO Bonds	Money Market	114512	6/30/2019	7/1/2019	0.2000%	1	651,751	651,751	(11,731)	640,020	(11,731)	640,020
2009 GO Bonds	Money Market	BTH	6/30/2019	7/1/2019	2.5334%	1	301	301	1	302	1	302
2009 GO Bonds	Money Market	NexBank	6/30/2019	7/1/2019	2.6300%	1	1,741,030	1,741,030	(157,108)	1,583,922	(157,108)	1,583,922
2017A CO Bonds	TexPool	1111-000	5/31/2019	6/1/2019	0.2000%	1	478,690	478,690	89,271	567,961	89,271	567,961
2017A CO Bonds	Money Market	114512	6/30/2019	7/1/2019	0.2000%	1	(566,581)	(566,581)	195,264	(371,317)	(566,581)	195,264
2017A CO Bonds	TexPool	2017A CO	6/30/2019	7/1/2019	2.4100%	1	3,012,712	3,012,712	(812,154)	2,200,558	(812,154)	2,200,558
2017A CO Bonds	CD	7123	10/19/2017	10/19/2019	1.8100%	111	5,136,154	5,136,154	5,136,154	5,136,154	5,136,154	5,136,154
2017A CO Bonds	CD	7115	10/19/2017	7/19/2019	1.7600%	19	2,052,941	2,052,941	2,052,941	2,052,941	0	2,052,941
Total							15,063,471	15,063,471	(767,289)	14,296,182	(767,289)	14,296,182
Special Revenue Funds												
Restricted Park Development Fee Fun.	Money Market	114512	6/30/2019	7/1/2019	0.2000%	1	517,531	517,531	(93,148)	424,383	(93,148)	424,383
Restricted Park Development Fee Fun.	Money Market	BTH	6/30/2019	7/1/2019	2.5334%	1	266,613	266,613	556	267,169	556	267,169
Restricted Park Development Fee Fun.	Money Market	NexBank	6/30/2019	7/1/2019	2.6300%	1	0	0	93,191	93,191	93,191	93,191
Restricted General Fund	Money Market	114512	6/30/2019	7/1/2019	0.2000%	1	318,002	318,002	(55,065)	262,937	(55,065)	262,937
Restricted General Fund	Money Market	BTH	6/30/2019	7/1/2019	2.5334%	1	162,519	162,519	341	162,860	341	162,860
Restricted General Fund	Money Market	NexBank	6/30/2019	7/1/2019	0.0000%	1	0	0	56,809	56,809	56,809	56,809
Total							1,264,665	1,264,665	2,684	1,267,348	2,684	1,267,348
Impact Fee Fund												
Restricted Water Impact Fee	Money Market	114512	6/30/2019	7/1/2019	0.2000%	1	15,476	15,476	35,407	50,883	35,407	50,883
Restricted Water Impact Fee	Money Market	BTH	6/30/2019	7/1/2019	2.5334%	1	80,614	80,614	168	80,782	168	80,782

City of Sachse, TX
Investment Portfolios
June 30, 2019

Source	Description	Cusip/ Ref	Purchase Date	Maturity Date	Coupon (Int. Rate)	Days to Maturity	Principal Invested			Book Value			Market Value		
							Beginning of Month	End of Month	Change 1	Beginning of Month	End of Month	Change	Beginning of Month	End of Month	Change
Restricted Water Impact Fee	Money Market	NexBank	6/30/2019	7/1/2019	2.6300%	1	222,718	177,231	(45,487)	222,718	177,231	(45,487)	177,231		
Restricted Water Impact Fee	TexPool	1111-000	12/31/2017	1/1/2018	2.4100%	1	421,811	422,662	851	421,811	422,662	851	422,662		
Restricted Sewer Impact Fee	Money Market	114512	6/30/2019	7/1/2019	0.2000%	1	42,769	140,619	97,850	42,769	140,619	97,850	140,619		
Restricted Sewer Impact Fee	Money Market	BTH	6/30/2019	7/1/2019	2.5334%	1	222,780	223,246	466	222,780	223,246	466	223,246		
Restricted Sewer Impact Fee	Money Market	NexBank	6/30/2019	7/1/2019	2.6300%	1	615,492	489,787	(125,705)	615,492	489,787	(125,705)	489,787		
Restricted Sewer Impact Fee	TexPool	1111-000	12/31/2017	1/1/2018	2.4100%	1	1,165,697	1,168,046	2,349	1,165,697	1,168,046	2,349	1,168,046		
Restricted Roadway Impact Fee	Money Market	114512	6/30/2019	7/1/2019	0.2000%	1	9,510	31,268	21,758	9,510	31,268	21,758	31,268		
Restricted Roadway Impact Fee	Money Market	BTH	6/30/2019	7/1/2019	2.5334%	1	49,538	49,641	103	49,538	49,641	103	49,641		
Restricted Roadway Impact Fee	Money Market	NexBank	6/30/2019	7/1/2019	2.6300%	1	136,862	108,910	(27,952)	136,862	108,910	(27,952)	108,910		
Restricted Roadway Impact Fee	TexPool	1111-000	12/31/2017	1/1/2018	2.4100%	1	259,207	259,730	523	259,207	259,730	523	259,730		
Total							3,242,474	3,202,807	(39,669)	3,242,474	3,202,807	(39,669)	3,202,807		
Street Maintenance Fund															
Street Maintenance Tax	Money Market	114512	6/30/2019	7/1/2019	0.2000%	1	171,328	198,005	26,677	171,328	198,005	26,677	198,005		
Street Maintenance Tax	Money Market	BTH	6/30/2019	7/1/2019	2.5334%	1	108	108	0	108	108	0	108		
Total							171,436	198,113	26,677	171,436	198,113	26,677	198,113		
Health Insurance															
Health Insurance	Money Market	114512	6/30/2019	7/1/2019	0.2000%	1	326,149	202,263	(123,886)	326,149	202,263	(123,886)	202,263		
Health Insurance	Money Market	BTH	6/30/2019	7/1/2019	2.5334%	1	49,294	49,397	103	49,294	49,397	103	49,397		
Total							375,443	251,660	(123,783)	375,443	251,660	(123,783)	251,660		
EDC Fund															
EDC PMMKT	Money Market	114512	6/30/2019	7/1/2019	0.2700%	1	911,564	377,504	(534,060)	911,564	377,504	(534,060)	377,504		
EDC PMMKT	Money Market	BTH	6/30/2019	7/1/2019	2.5334%	1	520,612	521,699	1,087	520,612	521,699	1,087	521,699		
EDC PMMKT	Money Market	NexBank	6/30/2019	7/1/2019	2.6300%	1	137,380	687,861	550,481	137,380	687,861	550,481	687,861		
Total							1,569,556	1,587,064	17,508	1,569,556	1,587,064	17,508	1,587,064		
Vehicle/Equipment Replacement Fund															
VERF	Money Market	114512	6/30/2019	7/1/2019	0.2000%	1	810,431	811,064	633	810,431	811,064	633	811,064		
Total							810,431	811,064	633	810,431	811,064	633	811,064		
Municipal Development District															
Municipal Development District	Money Market	114512	6/30/2019	7/1/2019	0.2000%	1	317,626	136,300	(181,326)	317,626	136,300	(181,326)	136,300		
Total							317,626	136,300	(181,326)	317,626	136,300	(181,326)	136,300		
Municipal Development District															
Municipal Development District	Money Market	114512	6/30/2019	7/1/2019	0.2000%	1	55,537,480	53,826,302	(1,934,140)	55,537,480	53,826,302	(1,934,140)	53,826,302		
Total							55,537,480	53,826,302	(1,934,140)	55,537,480	53,826,302	(1,934,140)	53,826,302		

Summary of Portfolios by Security Type

06/30/19

Security Type	Percent of Total (Book Value)	Average # of days	Average Yield	Book Value			Market Value				
				Principal Invested	Beginning of Month	End of Month	Change	Beginning of Month	End of Month	Change	
Money Market Account	35.46%	1	1.5280%	19,228,526	19,228,526	19,087,646	-140,878	19,228,526	19,087,646	-140,878	19,087,646
TexPool	28.42%	1	2.1832%	17,116,091	17,116,091	15,296,865	-1,819,226	17,116,091	15,296,865	-1,819,226	15,296,865
CD's	36.12%	89	2.4200%	19,192,865	19,415,825	19,441,791	25,966	19,415,825	19,441,791	25,966	19,441,791
Total	100.00%			55,537,482	55,760,440	53,826,302	-1,934,138	55,760,440	53,826,302	-1,934,138	53,826,302

1Change = Investment activity including earnings, deposits and withdrawals.