



**Wednesday, September 21, 2022  
Tax Increment Financing (TIF) Board #1**

**Council Chambers  
3815-B Sachse Road  
Sachse, TX 75048  
6:30 p.m.**

**A. Regular Meeting**

---

1. Call to Order: The Tax Increment Financing (TIF) Board #1 of the City of Sachse will hold a Regular Meeting on Tuesday, September 21, 2022, at 6:30 p.m. to consider the following items of business:
2. Invocation and Pledge of Allegiance to the U.S. and Texas Flags.
3. Consider approval of the September 28, 2021 meeting minutes.
4. Consider approving the City of Sachse Investment Policy for FY 2021-2022, as amended by City Council on November 1, 2021.
5. Consider approving the Quarterly Investment Reports for the fourth quarter of the 2020-2021 fiscal year and the first, second, and third quarters of the 2021-2022 fiscal year.
6. Consider acceptance of the Tax Increment Reinvestment Zone #1 (TIRZ #1) "PGBT Reinvestment Zone" Incremental Values and Annual Report for Tax Year 2021 (Fiscal Year 2021-2022).
7. Receive an update on the 2022 activity in the Tax Increment Financing Investment Zone Number One.
8. Adjournment.

I, the undersigned authority, do hereby certify that this notice of meeting was posted in accordance with the regulations of the Texas Open Meetings Act and was posted on the bulletin board, an accessible location at Sachse City Hall.

  
Leah K Granger, City Secretary

Posted: 09/15/2022 by 2:30 p.m. Removed: \_\_\_\_\_

Accommodation requests for persons with disabilities should be made at least 48 hours prior to the meeting by contacting Amanda Chi, ADA Coordinator, via phone at 975.429.4770, via email at [achi@cityofsachse.com](mailto:achi@cityofsachse.com), or by appointment at 3815 Sachse Road, Building B, Sachse, Texas 75048.



### **Agenda Item Details**

Meeting	Sep 21, 2022 - Tax Increment Financing (TIF) Board #1
Category	A. Regular Meeting
Subject	3. Consider approval of the September 28, 2021 meeting minutes.
Access	Public
Type	Minutes, Action
Recommended Action	Approve as presented.
Minutes	<a href="#">View Minutes for Sep 28, 2021 - Tax Increment Financing (TIF) Board #1</a>

### **Public Content**

#### **BACKGROUND**

The previous meeting of the Tax Increment Financing (TIF) Board #1 was held on Thursday, September 28, 2021.

#### **RECOMMENDATION**

Approve the minutes of the September 28, 2021, TIF Board #1 meeting.

[2021.09.28 TIF #1 Board Minutes.pdf \(16 KB\)](#)

**TAX INCREMENT FINANCING (TIF) BOARD #1 OF THE CITY OF SACHSE  
MEETING MINUTES  
SEPTEMBER 28, 2021**

The Tax Increment Financing (TIF) Board #1 of the City of Sachse held a regular meeting on Tuesday, September 28, 2021, at 6:30 p.m. at Sachse City Hall, 3815-B Sachse Road. Those present were Chairperson Bobby Tillman; Vice-Chairperson Ed Brown; Board members Kendra Prevost, Larry Tucker, and Richard Fricks; Finance Director Teresa Savage; and Interim City Secretary Leah Granger.

**Members absent were:** Masha Taruntayeva,

Chairperson Tillman called the meeting to order at 6:32 p.m.

**REGULAR MEETING:**

**Invocation and pledges of allegiance to the US and Texas flags.**

Vice-Chairperson Brown lead the invocation and pledges.

**Consider approval of the September 28, 2020, meeting minutes.**

Mr. Brown made a motion to approve the minutes as presented. Ms. Prevost seconded the motion, and it carried unanimously.

**Consider approving the City of Sachse Investment Policy for FY 2020-2021, as amended by City Council on December 7, 2020.**

Ms. Savage noted that there were minimal changes made to the Investment Policy, the most important of which was adding TIF #2 to the scope of the policy.

Mr. Brown made a motion to approve the Investment Policy as presented. Mr. Fricks seconded the motion, and it carried unanimously.

**Consider approving the Quarterly Investment Reports for the fourth quarter of the 2019-2020 fiscal year and the first, second, and third quarters of the 2020-2021 fiscal year.**

Ms. Savage commented that the TIF #1 fund does not maintain a balance because the tax revenue accredited to the TIF zone on April 1 each year reimburses the advanced funding of two infrastructure projects. The money for those projects was fronted by the City Utility Fund and the Sachse Economic Development Corporation.

Mr. Brown made a motion to approve the item as presented. Ms. Prevost seconded the motion, and it carried unanimously.

**Consider acceptance of the Tax Increment Financing (TIF) Investment Zone Number One Incremental Values and Annual Report.**

Ms. Savage explained that the TIF Zone was created in 2003. The TIF revenue is based on the Incremental Value, which is the difference between the property base value in the creation year and the current property value. This zone was created so that 100% of the tax revenue of properties within the zone stays within the zone. Ms. Savage reviewed the breakdown of costs for projects and reimbursements. She noted that a lot of progress has been made on these balances and the zone is working as it was intended. The projects made the zone more attractive to development. The balances should be paid off by the end of 2028.

Mr. Tucker made a motion to approve the item as presented. Mr. Fricks seconded the motion, and it carried unanimously.

**Receive an update on the 2021 activity in the Tax Increment Financing Investment Zone Number One.**

Ms. Rose, who has been actively involved with The Station development and the TIRZ districts, presented an overview of the activity in TIRZ #1. The Zone was created in 2003 on a 25-year plan and is set to expire in 2028. It has been amended twice in relation to TIRZ #2 along the PGBT. She noted that the terms Tax Increment Financing (TIF) and Tax Increment Reinvestment Zone (TIRZ) are used interchangeably. One is the financing mechanism and the other the actual zone. Some of the projects located in the Zone include: Trinity Hospital; The Villas at Aria townhomes; Applied Energy which is a light industrial/office use project; Platinum Mixed Use Development across from 7-11; and The Station. She recounted several aspects of the developments and elements coming to Sachse soon and how impactful the TIRZ #1 has been.

Ms. Savage said the city is starting to see why this development tool was used. It required foresight to understand the impact it would have on the area and it is already showing to be a great success. Two large construction projects were able to be completed with 2011 costs and be repaid with 2021 tax revenue dollars. Mr. Tillman noted the high quality of the finalized projects and thanked Teresa for her service and guidance.

**Adjournment.**

Chairperson Tillman adjourned the meeting at 7:04 p.m.

**APPROVE**

**ATTEST**

\_\_\_\_\_  
Bobby Tillman, Chairperson

\_\_\_\_\_  
Ed Brown, Vice-Chairperson



### Agenda Item Details

Meeting	Sep 21, 2022 - Tax Increment Financing (TIF) Board #1
Category	A. Regular Meeting
Subject	4. Consider approving the City of Sachse Investment Policy for FY 2021-2022, as amended by City Council on November 1, 2021.
Access	Public
Type	Information, Action
Preferred Date	Sep 21, 2022
Recommended Action	Approve the City of Sachse, Sachse Economic Development Corporation, Sachse Municipal Development District, and President George Bush Turnpike Reinvestment Zone Tax Increment Investment Policy (Sachse Investment Policy).
Goals	Be a model of financial stewardship through growth management, responsible investment, and financial transparency.

### Public Content

#### **BACKGROUND**

The City's Investment Policy is to be reviewed on an annual basis, and the City Council must approve any modifications made thereto. The policy also must be reviewed annually by the governing boards of all component units. There were no changes included in the City Council's November 2021 review.

#### **POLICY CONSIDERATIONS**

PFIA and Sachse Investment Policy require annual review of the policy.

#### **RECOMMENDATION**

Approve the City of Sachse, Sachse Economic Development Corporation, Sachse Municipal Development District, and PGBT Reinvestment Zone Policy (Sachse Investment Policy).

[Res. 4039 Adopt Investment Policy 2021-2022 - November 2021.pdf \(957 KB\)](#)

## RESOLUTION NO. \_\_\_\_\_

**A RESOLUTION OF THE CITY COUNCIL OF THE CITY OF SACHSE, TEXAS, ADOPTING THE CITY OF SACHSE, SACHSE ECONOMIC DEVELOPMENT CORPORATION, SACHSE MUNICIPAL DEVELOPMENT DISTRICT, PRESIDENT GEORGE BUSH TURNPIKE REINVESTMENT ZONE TAX INCREMENT FUND, AND REINVESTMENT ZONE NUMBER TWO INVESTMENT POLICY (“SACHSE INVESTMENT POLICY”) ATTACHED HERETO AS EXHIBIT “A”; DECLARING THAT THE CITY COUNCIL HAS COMPLETED ITS REVIEW OF THE INVESTMENT POLICY AND INVESTMENT STRATEGIES OF THE CITY AND THAT EXHIBIT “A” RECORDS ANY CHANGES TO EITHER THE INVESTMENT POLICY OR INVESTMENT STRATEGIES; PROVIDING A REPEALING CLAUSE; PROVIDING A SEVERABILITY CLAUSE; AND PROVIDING FOR AN EFFECTIVE DATE.**

**WHEREAS**, in accordance with the Public Funds Investment Act, Chapter 2256, Texas Government Code, the City Council of the City of Sachse, Texas by resolution adopted an investment policy; and

**WHEREAS**, Section 2256.005, Texas Government Code requires the City Council to review the investment policies and investment strategies not less than annually and to adopt a resolution or order stating the review has been completed and recording any changes made to either the investment policies or investment strategies.

**NOW, THEREFORE, BE IT RESOLVED BY THE CITY COUNCIL OF THE CITY OF SACHSE, TEXAS, THAT:**

**SECTION 1.** The Sachse Investment Policy, attached hereto as Exhibit “A” be and the same is hereby adopted and shall govern the investment policies and investment strategies for the City, and shall define the authority of the investment official of the City from and after the effective date of this resolution.

**SECTION 2.** That the City Council of the City of Sachse has completed its review of the investment policies and investment strategies and any changes made to either the investment policies or investment strategies are recorded in Exhibit “A” hereto.

**SECTION 3.** That all provisions of the Resolutions of the City of Sachse, Texas, in conflict with the provisions of this resolution be, and the same are hereby, repealed, and all other provisions of the Resolutions of the City not in conflict with the provisions of this resolution shall remain in full force and effect.

**SECTION 4.** That should any word, sentence, paragraph, subdivision, clause, phrase or section of this resolution, be adjudged or held to be void or unconstitutional, the same shall not

affect the validity of the remaining portions of said resolution, which shall remain in full force and effect.

**SECTION 5.** That this resolution shall become effective immediately from and after its passage.

**SECTION 6.** This resolution shall take effect immediately from and after its passage, and it is accordingly so resolved.

**DULY RESOLVED AND ADOPTED** by the City Council of the City of Sachse, Texas, this the 1<sup>st</sup> day of November, 2021.



CITY OF SACHSE, TEXAS

A handwritten signature in black ink, appearing to read "Mike J. Felix", is written over a horizontal line.

Mike J. Felix, Mayor

ATTEST:

A handwritten signature in blue ink, appearing to read "Leah K. Granger", is written over a horizontal line.

Leah K Granger, Interim City Secretary

**Exhibit "A"**  
**CITY OF SACHSE**  
**SACHSE ECONOMIC DEVELOPMENT CORPORATION**  
**PRESIDENT GEORGE BUSH TURNPIKE REINVESTMENT ZONE TAX INCREMENT FUND**  
**REINVESTMENT ZONE NUMBER TWO**  
**INVESTMENT POLICY**

**I. Policy**

Throughout this Investment Policy, the City of Sachse, Sachse Economic Development Corporation, Sachse Municipal Development District, President George Bush Turnpike Reinvestment Zone Tax Increment Fund, and Reinvestment Zone Number Two shall be singularly referred to as "ENTITY" and collectively referred to as "SACHSE."

It is the policy of SACHSE to invest public funds in a manner which will provide the highest investment return with the maximum security while meeting the daily cash flow demands of SACHSE and conforming to the Public Funds Investment Act ("PFIA"), Chapter 2256 of the Texas Government Code, and all other State and local statutes governing the investment of public funds.

**II. Scope**

This Investment Policy applies to all funds or financial resources available for investment under SACHSE's financial control and accounted for in the City of Sachse's Comprehensive Annual Financial Report which includes the General Fund, Debt Service Fund, Special Revenue Fund, Capital Projects Fund, Water and Sewer Enterprise Fund, Sachse Economic Development Corporation Fund, President George Bush Turnpike Reinvestment Zone Tax Increment Fund, Reinvestment Zone Number Two, and any new fund created by SACHSE unless specifically exempt.

To maximize the effective investment of assets, all funds may pool their cash balances for investment purposes. The income derived from investing activities will be distributed to the various funds based on calculation of their average balances.

**III. Prudence**

Investments shall be made with judgment and care, under prevailing circumstances, that a person of prudence, discretion, and intelligence would exercise in the management of the person's own affairs, not for speculation, but for investment, considering the probable safety of their capital and the probable income to be derived.

The standard of prudence to be used by Investment Officers shall be the "prudent person" standard and shall be applied in the context of managing an overall portfolio. Investment Officers, acting in accordance with written procedures and the Investment Policy and exercising due diligence, shall be relieved of personal responsibility for an individual investment's credit risk or market price changes, provided deviation from

expectations are reported immediately upon knowledge of the deviation and appropriate action is taken to control adverse developments.

#### **IV. Objective**

The primary objectives, in priority order, of SACHSE investment activities shall be:

- A. **Safety:** Safety of principal is the foremost objective of the investment program. Investments of SACHSE shall be undertaken in a manner that seeks to ensure the preservation of capital in the overall portfolio.
- B. **Liquidity:** The SACHSE investment portfolio will remain sufficiently liquid to enable SACHSE to meet all operating requirements which might be reasonably anticipated.
- C. **Public Trust:** Investment Officers shall seek to act responsibly as custodians of the public trust. Investment Officers shall avoid any transaction that might impair public confidence in SACHSE's ability to govern effectively.
- D. **Return on Investments:** SACHSE's investment portfolio shall be designed with the objective of attaining a rate of return throughout budgetary and economic cycles, commensurate with SACHSE's investment risk constraints and the cash flow characteristics of the portfolio.

#### **V. Delegation of Authority**

Management responsibility for the investment program is hereby delegated to the Director of Finance, the Assistant Director of Finance and the Finance Manager of the City of Sachse (the "Investment Officers"). The Director of Finance shall establish written procedures for the operation of the investment program consistent with this Investment Policy. Procedures should include reference to: safekeeping, repurchase agreements, wire transfer agreements, banking service contracts, and collateral/depository agreements. Such procedures shall include explicit delegation of authority to persons responsible for investment transactions. No person may engage in an investment transaction except as provided under the terms of this Investment Policy and the procedures established by the Director of Finance. The Investment Officers shall be responsible for all transactions undertaken and shall establish a system of controls to regulate the activities of subordinates.

#### **VI. Ethics and Conflicts of Interest**

Investment Officers involved in the investment process shall refrain from personal business activity that could conflict with proper execution of the investment program, or which could impair their ability to make impartial investment decisions. Investment Officers shall disclose to SACHSE any material financial interest in financial institutions that conduct business within this jurisdiction, and they shall further disclose any large

personal financial/investment positions that could be related to the performance of SACHSE, particularly with regard to the time of purchases and sales.

Investment Officers involved in the investment process shall adhere to the business relationship and other disclosure requirements as described in the PFIA 2256.005(i) by filing statements with the Texas Ethics Commission and each ENTITY's governing body.

### **VII. Authorized Broker/Dealers**

The list of authorized broker/dealers shall be annually approved by the City Council (Appendix A). These may include "primary" dealers or regional dealers that qualify under Securities & Exchange Commission Rule 15C3-1 (uniform net capital rule).

All financial institutions and broker/dealers who desire to become qualified bidders for investment transactions must supply the Investment Officer with the following: audited financial statements, proof of Financial Industry Regulatory Authority (FINRA) certification, trading resolution, and/or proof of State registration, as applicable.

It is at the discretion of the Investment Officer as to which authorized broker/dealer shall be used for any buy/sell transactions.

### **VIII. Investment Strategy**

SACHSE's basic investment strategy for all financial assets is to preserve principal. In order to achieve that objective, SACHSE restricts the authorized investment instruments to those with suitable and limited credit and market risk. In order to make effective use of SACHSE's resources, all monies may be pooled into one portfolio, if practical, except for those monies required to be accounted for in other accounts as stipulated by applicable laws, bond covenants, ordinances, contracts, agreements, or other policies.

The objective of liquidity stems from the need of SACHSE to maintain available cash balances sufficient to cover financial outlays. Since the timing and amount of some financial disbursements are not predictable, fund-type strategies shall adjust for the uncertainty of projected cash flows.

Investment marketability will be maintained based on the fund-type strategies to sufficiently and reasonably assure that investments could be liquidated prior to the maturity, if cash needs dictate.

Whenever practical or appropriate, it is the policy of SACHSE to diversify its investment portfolio. Assets held in the investment portfolio may be diversified to minimize the risk of loss resulting from concentration of assets in a specific maturity, a specific issuer, or a specific class of investment.

SACHSE funds shall seek to achieve a competitive yield appropriate for each strategy. Yield objectives shall at all times be subordinate to the objectives of safety and liquidity. Tax-exempt debt proceeds shall be invested to maximize the interest earnings retained by SACHSE, while at the same time fully complying with all applicable State laws and federal regulations, including the arbitrage rebate regulations. A competitive yield environment shall be achieved by soliciting quotes from multiple investment providers, monitoring comparable investment alternatives, and reviewing general market conditions.

The overall investment strategy of SACHSE is based on the premise that a certain amount of SACHSE's funds will be needed to pay current year expenditures or for projects that are to be complete within a specific time frame. Remaining funds are considered to be reserves and, barring any unforeseen emergencies or events beyond SACHSE's control, it is considered that these funds may be invested, within the maturity limits of this Policy, in an advantageous position on the yield curve. It is understood that investments in longer term instruments are sensitive to changes in interest rates and other market conditions; however, it is SACHSE's belief that such investments may be held to maturity if necessary.

SACHSE may maintain one portfolio in which all funds under its control are pooled for investment purposes. Within the pooled portfolio are fund components, each having an investment strategy as described below:

- A. Governmental Funds – the funds through which most governmental functions are financed and the primary operating funds of SACHSE. The investment strategy must allow for the investment of anticipated cash flows to meet the anticipated expenditures of the following funds:
  - 1. General Fund
  - 2. Debt Service Fund
  - 3. Special Revenue Fund
  - 4. Capital Projects Fund
  - 5. Sachse Economic Development Corporation Fund
  - 6. President George Bush Reinvestment Zone Tax Increment Fund
  - 7. Reinvestment Zone Number Two

The yield of an equally weighted, rolling three-month Treasury Bill portfolio will be the minimum yield objective.

- B. Proprietary Funds - the funds used in SACHSE's business-type activities or Enterprise activities financed primarily by user charges and fees. The strategy for these funds is to time investment maturities to anticipated cash requirements. Some project funds may allow investments with short to intermediate maturities.

The yield of an equally weighted, rolling six-month Treasury Bill portfolio will be the minimum yield objective.

- C. The Debt Service and Interest/Sinking Funds should consist of short-term investments, whose maturities meet the scheduled debt service payments. Reserves may be invested in longer-term investments.

The yield of an equally weighted, rolling three-month Treasury Bill portfolio will be the minimum yield objective.

- D. Special Revenue Fund and other Non-operating Funds investments should be in short-term instruments with maturities laddered to meet projected cash needs. Reserves are idle funds that may be invested in intermediate to long-term investments after analysis of future plans for use of the funds.

The yield of an equally weighted, rolling six-month Treasury Bill portfolio will be the minimum yield objective.

### **IX. Authorized & Suitable Investments**

SACHSE is empowered by statute to invest in the following:

- A. Obligations of, or guaranteed by, governmental entities:
  - 1. obligations of the United States or its agencies and instrumentalities, including the Federal Home Loan Banks;
  - 2. direct obligations of this State or its agencies and instrumentalities;
  - 3. other obligations, the principal and interest of which are unconditionally guaranteed or insured by, or backed by the full faith and credit of this State or the United States or their respective agencies and instrumentalities, including obligations that are fully guaranteed or insured by the Federal Deposit Insurance Corporation or by the explicit full faith and credit of the United States; and
  - 4. obligations of states, agencies, counties, cities, and other political subdivisions of any state rated as to investment quality by a nationally recognized investment rating firm not less than A or its equivalent.

B. Financial Institution Deposits: A financial institution deposit is an authorized investment under this Policy if the deposit is with a state or national bank, a savings and loan association, or credit union that is:

1. guaranteed or insured by the Federal Deposit Insurance Corporation ("FDIC") or its successor, or the National Credit Union Share Insurance Fund ("NCUSIF"), or its successor;
2. secured by obligations that are described in Section XII Collateralization; and
3. executed through a depository institution or broker that has its main office or a branch office in Texas and meets the requirements of the PFIA.

C. Repurchase Agreements:

1. A fully collateralized repurchase agreement is an authorized investment if the repurchase agreement:
  - (a) has a defined termination date;
  - (b) is secured by cash or obligations described by Section IX. A1;
  - (c) requires the cash or securities being purchased by SACHSE to be delivered versus payment to SACHSE, held in SACHSE's account with a third party selected and approved by SACHSE; and
  - (d) is placed through a primary government securities dealer, as defined by the Federal Reserve, or a financial institution doing business in this State.
2. "Repurchase agreement" means a simultaneous agreement to buy, hold for a specified time, and sell back at a future date, obligations described by Section IX. A1 at a market value at the time the funds are disbursed of not less than the principal amount of the funds disbursed.

D. Mutual Funds:

1. A no-load money market mutual fund is an authorized investment under this Policy if the mutual fund:
  - (a) is registered with and regulated by the Securities and Exchange Commission;
  - (b) provides SACHSE with a prospectus and other information as required by the Securities Exchange Act of 1934 (15 U.S.C.

Section 78a et seq.) or the Investment Company Act of 1940 (15 U.S.C. Section 80a-1 et seq.);

- (c) has a dollar-weighted average stated maturity in compliance with regulations;
  - (d) includes in its investment objectives the maintenance of a stable net asset value of \$1.0000 for each share; and
  - (e) is continuously rated no lower than AAAm or at an equivalent rating by one nationally recognized rating service.
2. SACHSE is not authorized by this section to invest its funds or funds under its control, including bond proceeds and reserves and other funds held for debt service, in any one mutual fund in an amount that exceeds ten (10) percent of the total assets of the mutual fund.

E. Investment Pools:

- 1. SACHSE may invest its funds and funds under its control through an eligible investment pool if each ENTITY's governing body by rule, order, ordinance, or resolution, as appropriate, authorizes investment in the particular pool. An investment pool shall invest the funds it receives from entities in authorized investments permitted by the PFIA 2256.016.
- 2. To be eligible to receive funds from and invest funds on behalf of an entity under the PFIA 2256.016, an investment pool must furnish to the Investment Officers or other authorized representative of the entity an offering circular or other similar disclosure instrument that contains at a minimum, the following information:
  - (a) the types of investments in which money is allowed to be invested;
  - (b) the maximum average dollar-weighted maturity allowed, based on the stated maturity date, of the pool;
  - (c) the maximum stated maturity date any investment security within the portfolio has;
  - (d) the objectives of the pool;
  - (e) the size of the pool;
  - (f) the names of the members of the advisory board of the pool and the dates their terms expire;

- (g) the custodian bank that will safekeep the pool's assets;
  - (h) whether the intent of the pool is to maintain a net asset value of one dollar and the risk of market price fluctuation;
  - (i) whether the only source of payment is the assets of the pool at market value or whether there is a secondary source of payment, such as insurance or guarantees, and a description of the secondary source of payment;
  - (j) the name and address of the independent auditor of the pool;
  - (k) the requirements to be satisfied for an entity to deposit funds in and withdraw funds from the pool and any deadlines or other operating policies required for the entity to invest funds in and withdraw funds from the pool; and
  - (l) the performance history of the pool, including yield, average dollar-weighted maturities, and expense ratios.
3. To maintain eligibility to receive funds from and invest funds on behalf of an entity under the PFIA 2256.016, at a minimum an investment pool must furnish to the Investment Officer or other authorized representative of the entity:
- (a) investment transaction confirmations; and
  - (b) a monthly report that contains, as a minimum, the following information:
    - (1) the types and percentage breakdown of securities in which the pool is invested;
    - (2) the current average dollar-weighted maturity, based on the stated maturity date, of the pool;
    - (3) the current percentage of the pool's portfolio in investments that have stated maturities of more than one year;
    - (4) the book value versus the market value of the pool's portfolio, using amortized cost valuation;
    - (5) the size of the pool;
    - (6) the number of participants in the pool;

- (7) the custodian bank that is safekeeping the assets in the pool;
  - (8) a listing of daily transaction activity of the entity participating in the pool;
  - (9) the yield and expense ratio of the pool;
  - (10) the portfolio managers of the pool; and
  - (11) any changes or addenda to the offering circular.
4. SACHSE, by contract, may delegate to an investment pool the authority to hold legal title as custodian of investments purchased with its local funds.
5. Investment Pool "yield" shall be calculated in accordance with regulations governing the registration of open-end management investment companies under the Investment Company Act of 1940, as promulgated from time to time by the Federal Securities and Exchange Commission.
6. A public funds investment pool utilized as a cash-equivalent investment must mark its portfolio to market daily and, to the extent reasonably possible, stabilize at a \$1.00 net asset value. If the ratio of the market value of the portfolio divided by the book value of the portfolio is less than 0.995 or greater than 1.005, portfolio holdings may be sold as necessary to maintain the ratio between 0.995 and 1.005.
7. An Investment pool must have an advisory board composed:
  - (a) Equally of participants in the pool and other persons who do not have a business relationship with the pool and are qualified to advise the pool, for pools created under Chapter 791 Texas State Code and managed by a state agency; or
  - (b) of participants in the pool and other persons who do not have a business relationship with the pool and are qualified to advise the pool, for other investment pools.
8. A public funds investment pool must be continuously rated no lower than AAA or AAAM or at an equivalent rating by one nationally recognized rating service.
9. If the investment pool operates an Internet website, the information in a disclosure instrument or report described in Subsections (b), (c)(2), and (f) must be posted on the website.

10. To maintain eligibility to receive funds from and invest funds on behalf of an entity under this chapter, an investment pool must make available to the entity an annual audited financial statement of the investment pool in which the entity has funds invested.
11. If an investment pool offers fee breakpoints based on fund balances invested, the investment pool in advertising investment rates must include either all levels of return based on the breakpoints provided or state the lowest possible level of return based on the smallest level of funds invested.

### **X. Unauthorized Investments**

The following are not authorized investments under this section:

- A. Obligations whose payment represents the coupon payments on the outstanding principal balance of the underlying mortgage-backed security collateral and pays no principal;
- B. Obligations whose payment represents the principal stream of cash flow from the underlying mortgage-backed security collateral and bears no interest; and
- C. Collateralized mortgage obligations.

Any Authorized & Suitable Investment that requires a minimum rating does not qualify during the period the investment does not have the minimum rating. SACHSE shall take all prudent measures that are consistent with this Policy to liquidate an investment that does not have the minimum rating. Additionally, SACHSE is not required to liquidate investments that were authorized at the time of purchase.

### **XI. Primary Depository**

In compliance with State legislation, a Primary Depository shall be selected through SACHSE's banking services procurement process, which shall include a formal request for application (RFA). In selecting a Primary Depository, the Director of Finance shall conduct a review of prospective depository's credit characteristics and financial history.

No public deposit shall be made except in a qualified public depository as established by State laws.

### **XII. Collateralization**

Collateralization will be required on two types of investments: financial institution deposits (in amounts exceeding FDIC or NCUSIF. insurance coverage) and repurchase agreements. With the exception of Letters of Credit issued for 100% of amount, the

minimum collateralization level will be 102% of market value of principal and accrued interest, less FDIC or NCUSIF insurance when applicable.

SACHSE chooses to limit collateral (including letters of credit) to the obligations of, or guaranteed by, governmental entities as outlined in the Public Funds Collateral Act.

All financial institution deposits shall be insured or collateralized in compliance with applicable State law. SACHSE reserves the right, in its sole discretion, to accept or reject any form of insurance or collateralization pledged towards financial institution deposits. Financial institutions serving as depositories will be required to sign a depository agreement with SACHSE. The collateralized deposit portion of the agreement shall define SACHSE's rights to the collateral in case of default, bankruptcy, or closing and shall establish a perfected security interest in compliance with Federal and State regulations, including:

- The agreement must be in writing;
- The agreement has to be executed by the Depository and SACHSE contemporaneously with the acquisition of the asset;
- The agreement must be approved by the Board of Directors or designated committee of the Depository and a copy of the meeting minutes must be delivered to SACHSE; and
- The agreement must be part of the Depository's "official record" continuously since its execution.

Securities pledged as collateral shall be held by an independent third party acceptable to SACHSE. The custodial agreement is to specify the acceptable investment securities as collateral, including provisions relating to possession of the collateral, the substitution or release of investment securities, ownership of securities at default, and the method of valuation of securities.

### **XIII. Safekeeping and Custody**

All security transactions, including collateral for repurchase agreements, entered into by SACHSE shall be conducted on a delivery-versus-payment (DVP) basis. Securities will be held in an account in SACHSE's name by a third-party safekeeping agent/custodian designated by the Investment Officers and evidenced by safekeeping receipts.

### **XIV. Electronic Fund Transfer**

SACHSE may use electronic means to transfer or invest all funds collected or controlled by the local government.

#### **XV. Diversification**

SACHSE will diversify its investments by types, maturity dates, and/or institutions, as appropriate.

#### **XVI. Maximum Maturities and Weighted Average Maturity**

To the extent possible, SACHSE will attempt to match its anticipated cash flow requirements with maturing investments. SACHSE will not directly invest in instruments maturing more than two (2) years from the date of purchase, with the maximum weighted average maturity for the total portfolio to not exceed twelve months. However, SACHSE may collateralize the repurchase agreements using longer-dated investments not to exceed five (5) years to maturity.

Reserve funds may be invested in instruments up to and including five (5) years if the maturities of such investments are made to coincide as nearly as practicable with the expected use of the funds.

#### **XVII. Internal Control**

The Director of Finance shall establish an annual process of independent review by an external auditor in conjunction with the annual audit. This review will provide internal control by assuring compliance with policies and procedures.

#### **XVIII. Performance Standards**

The investment portfolio shall be designed with the objective of obtaining a rate of return throughout budgetary and economic cycles, commensurate with the investment risk constraints and the cash flow needs. "Weighted Average Yield to Maturity" shall be the standard for calculating portfolio rate of return.

#### **XIX. Reporting**

- A. The Investment Officers shall prepare and submit quarterly a written report of investment transactions for all funds covered by this Investment Policy for the preceding reporting period.
- B. The report must include the following:
  - 1. describe in detail the investment position of SACHSE on the date of the report;
  - 2. be prepared jointly by all Investment Officers of SACHSE;
  - 3. be signed by each Investment Officer of SACHSE;

4. contain a summary statement of each pooled fund group that states the:
    - (a) beginning market value for the reporting period;
    - (b) ending market value for the period; and
    - (c) fully accrued interest for the period.
  5. state the book value and market value of each separately invested asset at the beginning and end of the reporting period by type of asset and fund type invested;
  6. state the maturity date of each separately invested asset that has a maturity date;
  7. state the account or fund or pooled group fund in the local government for which each individual investment was acquired; and
  8. state the compliance of the Investment Portfolio of the local government as it relates to:
    - (a) the Investment Strategy expressed in SACHSE's Investment Policy; and
    - (b) relevant provisions of the PFIA.
- C. The report shall be presented not less than quarterly to each ENTITY's governing body within a reasonable time after the end of the period.
- D. The market values and credit ratings presented in all portfolio reports shall be accurate and reliable estimates of the investment's true value and risk. Market value and credit rating sources may include, but are not limited to, rating agency reports, newspapers, financial websites, custodian reports, broker/dealer reports, and investment advisor research.

## **XX. Investment Policy Adoption**

SACHSE's Investment Policy shall be adopted by resolution of each ENTITY's governing body. This Policy shall be reviewed annually and any modifications made thereto must be approved by each ENTITY's governing body. Each ENTITY's governing body shall adopt a written instrument attesting to each annual review.

## **XXI. Auditor**

As part of the annual audit, the independent auditor must formally review the quarterly investment reports to comply with the PFIA and report the results of that review to each ENTITY's governing body.

## **XXII. Training**

In order to ensure qualified and capable investment management, the Investment Officers, their designated subordinates, Treasurer, and Chief Financial Officer of SACHSE shall attend training that includes education in investment controls, security risks, strategy risks, market risks, diversification of investment portfolio, and PFIA compliance. SACHSE approves the Government Finance Officers Association, Government Finance Officers Association of Texas, Government Treasurers' Organization of Texas, North Central Texas Council of Governments, Texas City Managers Association, Texas Municipal League, and University of North Texas as independent sources of training.

Each individual shall attend training accumulating at least ten (10) hours of instruction within twelve months of assuming investment-related responsibilities; and shall then receive not less than eight (8) hours of investment-related instruction within each subsequent two-year period aligned with SACHSE's fiscal year end.


## **XXIII. Donated Investments**

This Policy does not apply to an investment donated to SACHSE for a particular purpose or under terms of use specified by the donor.

## **XXIV. Investment Policy Certification**

The qualified representative of any business organization (including investment pool and discretionary investment management firm) offering to engage in an investment transaction must execute a written instrument substantially to the effect that the business organization has received and reviewed the Investment Policy and that the business organization has implemented reasonable procedures and controls in an effort to preclude imprudent investment activities arising out of investment transactions conducted between the organization and SACHSE.

**PASSED AND APPROVED** by the City Council of the City of Sachse, Texas this 1st day of November, 2021.




Mike J. Felix, Mayor  
City of Sachse, Texas

ATTEST:



Leah K Granger, Interim City Secretary  
City of Sachse, Texas

**Acknowledged** by the Sachse Economic Development Corporation, Texas this 18<sup>th</sup> day of November, 2021.



Spencer Hauenstein, President  
Sachse Economic Development Corporation

ATTEST:



Gina Nash, Executive Director  
Sachse Economic Development Corporation

**Acknowledged** by the Sachse Municipal Development District, Texas this 14 day of April, 2021.



Jermaine McDaniel, President  
Sachse Municipal Development District

ATTEST:



Lindsay Buhler, ~~Vice President~~ Secretary  
Sachse Municipal Development District


**Acknowledged** by the President George Bush Turnpike Reinvestment Zone Tax Increment Fund, Texas this \_\_\_\_\_ day of \_\_\_\_\_, 2021.

\_\_\_\_\_  
Bobby Tillman, Chairman  
President George Bush Turnpike  
Reinvestment Zone Tax Increment Fund\*


ATTEST:

\_\_\_\_\_  
Ed Brown, Vice Chairman  
President George Bush Turnpike Reinvestment Zone Tax Increment Fund

**Acknowledged** by the Reinvestment Zone Number Two Fund, Texas this 1<sup>st</sup> day of November, 2021.

  
\_\_\_\_\_  
Mike J. Felix, President  
Reinvestment Zone Number Two

ATTEST:

  
\_\_\_\_\_  
Leah K Granger, Interim City Secretary  
Reinvestment Zone Number Two

Appendix A

Authorized Broker/Dealer Firms

FHN Financial

Hilltop Securities

Oppenheimer & Co.

SAMCO Capital Markets

Wells Fargo Securities



### Agenda Item Details

Meeting	Sep 21, 2022 - Tax Increment Financing (TIF) Board #1
Category	A. Regular Meeting
Subject	5. Consider approving the Quarterly Investment Reports for the fourth quarter of the 2020-2021 fiscal year and the first, second, and third quarters of the 2021-2022 fiscal year.
Access	Public
Type	Information, Action
Preferred Date	Sep 28, 2021
Fiscal Impact	No
Recommended Action	Approve the Quarterly Investment Reports for the fourth quarter of the 2020-2021 fiscal year and the first, second, and third quarters of the 2021-2022 fiscal year.
Goals	Be a model of financial stewardship through growth management, responsible investment, and financial transparency.

### Public Content

#### **BACKGROUND**

The Public Funds Investment Act (PFIA) and Sachse Investment Policy require that Quarterly Investment Reports be prepared by the Investment Officers and presented to City Council and the governing boards of all component units.

The annual property tax allocation is directed to pay back advance funding of utility infrastructure projects previously undertaken within the boundaries of the PGBT Reinvestment Zone (TIRZ #1). Therefore, the PGBT Reinvestment Zone (TIRZ #1) Fund retains a minimal amount of cash, of which only a portion is available for investment.

#### **RECOMMENDATION**

Approve the Quarterly Investment Reports for the fourth quarter of the 2020-2021 fiscal year and the first, second, and third quarters of the 2021-2022 fiscal year.

[Qtr Investment Report FY21 Q4 2021.09.30.pdf \(733 KB\)](#)

[Qtr Investment Report FY22 Q1 2021.12.31.pdf \(1,396 KB\)](#)

[Qtr Investment Report FY22 Q2 2022.03.31.pdf \(1,927 KB\)](#)

[Qtr Investment Report FY22 Q3 2022.06.30.pdf \(1,887 KB\)](#)



**To:** Gina Nash, City Manager

**From:** Berna Fitzpatrick-Walker, Finance Manager *BFW*

**CC:** Mayor and City Council

**Date:** November 19, 2021

**Re:** Investment Report for period ending September 30, 2021

Attached is the Quarterly Investment Report for the quarter ending September 30 of the fiscal year 2020-2021. This report complies with the requirements of the City's Investment Policy and the Public Funds Investment Act as amended. For this period, the City's portfolio consisted of the following investments:

Portfolio at Quarter Close:	Rate at 9/30/21	% Total	Total Investment
Money Market Account – ANB	.35%	46.43%	29,843,005
Money Market Account – NexBank	.40%	10.87%	6,985,220
Money Market Account 2017CO – NexBank	.40%	3.02%	1,939,908
Money Market Account 2017A CO – NexBank	.40%	5.04%	3,240,875
Money Market Account (EDC)-ANB	.35%	2.79%	1,791,119
Money Market Account (EDC)-NexBank	.40%	1.63%	1,044,765
Investment Pool – Tex Pool	.03%	1.38%	888,722
Investment Pool – 2019/20 Tax Notes-TexPool	.03%	2.22%	1,425,529
CD Citizens Bank 5733	.65%	1.56%	1,004,862
CD Citizens Bank 5723	.65%	1.56%	1,004,862
CD Citizens Bank 5743	.65%	1.56%	1,004,862
CD Citizens Bank 5773	.65%	1.56%	1,004,862
CD Citizens Bank 5763	.65%	1.56%	1,004,862
CD Citizens Bank 5783	.65%	1.56%	1,004,862
CD Citizens Bank 5043	.90%	1.58%	1,012,436
CD Prosperity 135	.20%	1.57%	1,009,929
CD Prosperity 136	.20%	1.57%	1,009,929
CD Prosperity 141	.20%	1.57%	1,007,356
CD Prosperity 142	.20%	1.57%	1,007,356
CD Origin Bank 1735	.25%	1.56%	1,000,630
CD Origin Bank 9857	.25%	1.56%	1,000,630
CD Origin Bank 7978	.25%	1.56%	1,000,630
CD Texas Security 12529	.95%	1.58%	1,013,482
CD Texas Security 12530	.95%	1.58%	1,013,491
CD Texas Security 12528	.90%	1.58%	1,012,773
<b>Total Invested City Funds:</b>		<b>100.0%</b>	<b>\$64,276,955</b>



The City does not carry any security instrument (investment type) on its books that is traded on the open market; therefore, all investments are listed at 100% of market value. Interest earnings on all certificate of deposit accounts are accreted quarterly or at maturity. All Funds on deposit are fully secured and safeguarded. **Total investment interest earned for the quarter ending September 30 was \$56,822.19.**

Citywide cash and investments for the period ending September 30 was \$64,276,955. Of this amount, \$2,835,903 is for the Sachse EDC. It is the strategy of the Finance Department to maintain a high percentage of its idle funds invested in safe and secure investment securities and pooled investment types in accordance with the Public Funds Investment Act.

73% of the City's current portfolio has liquidity of 30 days or less, which is more than adequate for daily operations. The City investments are liquid and have same day access. The City's investment and cash management strategy will be to maintain operational and capital needs in money market accounts and liquid asset pools. The City's funds are swept into the above accounts and withdrawn as needed for operational cash flow requirements.

The average interest rate/yield on the City's investments for the period was .40%; weighted average maturity of 58 days. The Texpool Prime Fund interest rate was .0629% and the Texpool interest rate was .0279% at September 30, 2021. The rolling three-month Treasury yield was .06% with the rolling six-month Treasury yield at .08%.



## QUARTERLY INVESTMENT REPORT

For the Quarter Ended

September 30, 2021

Prepared by  
Valley View Consulting, L.L.C.

The investment portfolio of the City is in compliance with the Public Funds Investment Act and the Investment Policy and strategies.

  
\_\_\_\_\_  
Director of Finance

  
\_\_\_\_\_  
Assistant Director of Finance

  
\_\_\_\_\_  
Finance Manager

**Disclaimer:** These reports were compiled using information provided by the City of Sachse. No procedures were performed to test the accuracy or completeness of this information. The market values included in these reports were obtained by Valley View Consulting, L.L.C. from sources believed to be accurate and represent proprietary valuation. Due to market fluctuations these levels are not necessarily reflective of current liquidation values. Yield calculations are not determined using standard performance formulas, are not representative of total return yields and do not account for investment advisor fees.

## Annual Comparison of Portfolio Performance

**FYE Results by Investment Category:**

	September 30, 2020			September 30, 2021		
Asset Type	Ave. Yield	Book Value	Market Value	Ave. Yield	Book Value	Market Value
Bank/Pool	0.32%	\$ 33,313,460	\$ 33,313,460	0.35%	\$ 47,159,143	\$ 47,159,143
CDs/Securities	1.04%	20,116,053	20,116,053	0.54%	17,117,812	17,117,812
<b>Totals</b>		<b>\$ 53,429,513</b>	<b>\$ 53,429,513</b>		<b>\$ 64,276,955</b>	<b>\$ 64,276,955</b>

Fourth Quarter-End Yield **0.60%**

**0.40%**

**Average Quarter-End Yields (1):**

	2020 Fiscal Year	2021 Fiscal Year
Sachse	0.96%	0.43%
Rolling Three Month Treasury	0.76%	0.06%
Rolling Six Month Treasury	0.99%	0.08%
TexPool	0.75%	0.04%
<b>Fiscal YTD Interest Earnings-City</b>	<b>\$ 564,820</b>	<b>\$ 255,027</b>
<b>Fiscal YTD Interest Earnings-EDC</b>	<b>\$ 14,598</b>	<b>\$ 7,692</b>

(1) Average Quarter-Ends Yield - based on adjusted book value, realized and unrealized gains/losses and investment advisory fees are not considered. The yield for the reporting month is used for bank, pool, and money market balances.

**Summary**

**Quarter End Results by Investment Category:**

Asset Type	June 30, 2021		September 30, 2021		Ave. Yield
	Book Value	Market Value	Book Value	Market Value	
Bank/Pool	\$ 44,688,615	\$ 44,688,615	\$ 47,159,143	\$ 47,159,143	0.35%
CDs/Securities	17,095,575	17,095,575	17,117,812	17,117,812	0.54%
<b>Totals</b>	<b>\$ 61,784,190</b>	<b>\$ 61,784,190</b>	<b>\$ 64,276,955</b>	<b>\$ 64,276,955</b>	<b>0.40%</b>

Current Quarter Average Yield (1) 0.40% Fiscal Year-to-Date Average Yield (2) Total Portfolio 0.43%

**Weighted Average Maturity** 58 days

Rolling Three Month Treasury	0.05%	Rolling Three Month Treasury	0.06%
Rolling Six Month Treasury	0.05%	Rolling Six Month Treasury	0.08%
TexPool	0.03%	TexPool	0.04%

<u>Interest Earnings (Approximate)</u>	
	City EDC
Interest Earnings QTR	\$ 54,413 \$ 2,409
Interest Earnings YTD	\$ 255,027 \$ 7,692

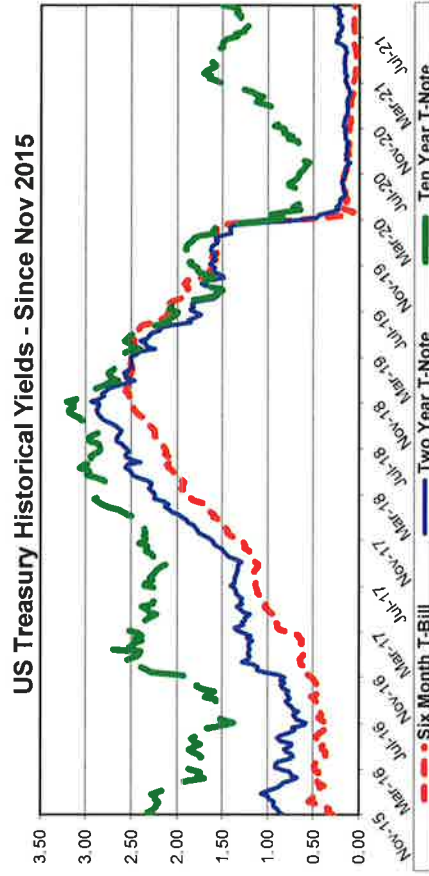
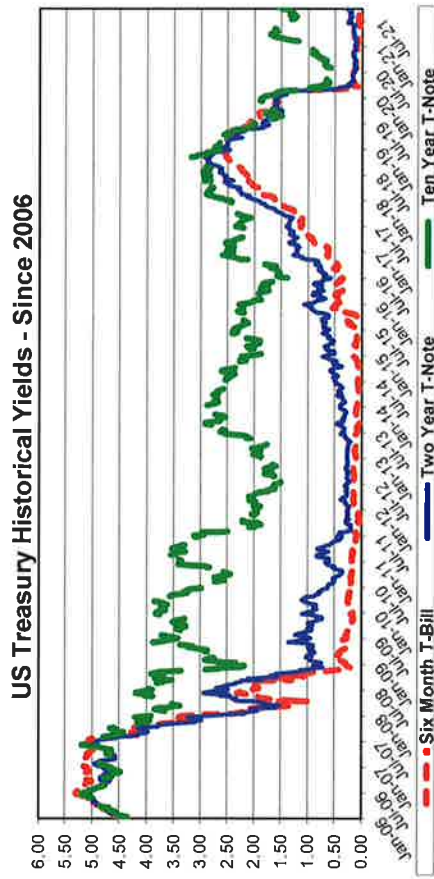
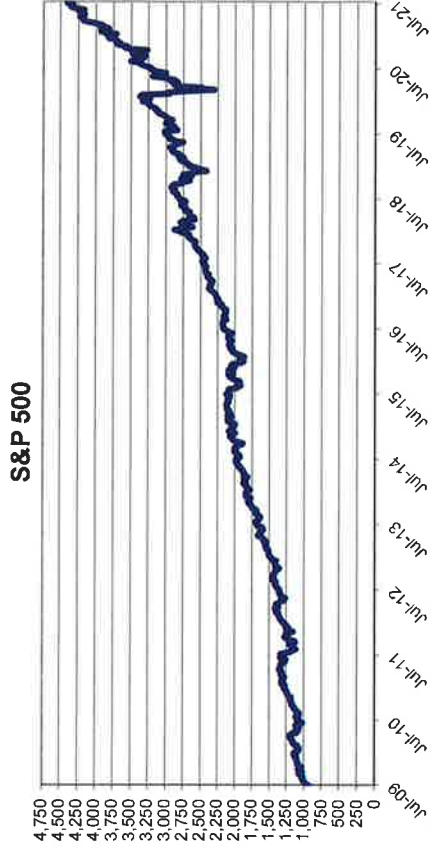
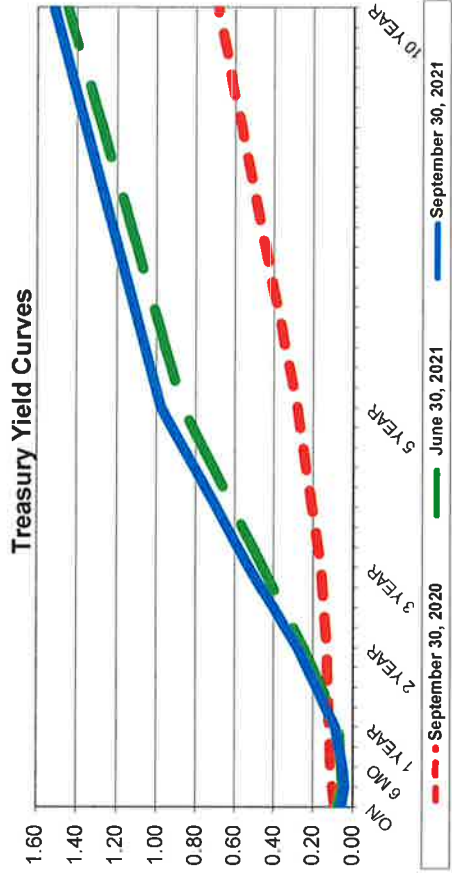
(1) Current Quarter Weighted Average Yield - calculated using quarter end report yields and adjusted book values and does not reflect a total return analysis; realized and unrealized gains/losses and investment advisory fees are not considered. The yield for the reporting month is used for bank, pool, and money market balances.

(2) Fiscal Year-to-Date Weighted Average Yields - calculated using quarter end report yields and adjusted book values and does not reflect a total return analysis or account for advisory fees.

## Economic Overview

9/30/2021

The Federal Open Market Committee (FOMC) maintained the Fed Funds target range at 0.00% to 0.25% (Effective Fed Funds are trading <0.10%), and projects that reduced rates could remain into 2023. Monthly government security purchases may begin tapering as early as Nov 2021. Second Quarter GDP posted +6.7% (Final). Employment recovery/growth has moderated, but job openings remain high. August Non-Farm Payroll only added 194k net new jobs. Crude oil bounced up to +/\$77 per barrel, with fuel shortages in England and other countries. The Stock Markets reached new highs, but have retraced slightly. Housing, Industrial Production, Durable Goods, Consumer Spending, and other indicators remain positive but constrained. The Biden administration and Congress continue to negotiate infrastructure, fiscal and debt limit packages. Inflation remained over the FOMC 2+% target and may not be as temporary as initially projected. The Yield Curve rose slightly from two years to ten years.



**Investment Holdings  
September 30, 2021**

Description	Rating	Coupon/ Discount	Maturity Date	Settlement Date	Original Face Par Value	Book Value	Market Price	Market Value	Life (days)	Yield
ANB MMA		0.35%	10/01/21	09/30/21	\$ 31,634,124	\$ 31,634,124	1.00	\$ 31,634,124	1	0.35%
NexBank IntraFi MMA		0.40%	10/01/21	09/30/21	13,210,768	13,210,768	1.00	13,210,768	1	0.40%
TexPool	AAA	0.03%	10/01/21	09/30/21	2,314,251	2,314,251	1.00	2,314,251	1	0.03%
Citizens Bank CD 5043		0.90%	12/30/21	12/30/20	1,012,436	1,012,436	100.00	1,012,436	91	0.90%
Texas Security Bank CD 2528		0.90%	01/06/22	04/06/20	1,012,773	1,012,773	100.00	1,012,773	98	0.90%
Citizens Bank CD5723		0.65%	01/07/22	01/07/21	1,004,862	1,004,862	100.00	1,004,862	99	0.65%
Citizens Bank CD5733		0.65%	01/07/22	01/07/21	1,004,862	1,004,862	100.00	1,004,862	99	0.65%
Citizens Bank CD5743		0.65%	01/07/22	01/07/21	1,004,862	1,004,862	100.00	1,004,862	99	0.65%
Texas Security Bank CD 2530		0.95%	04/06/22	04/06/20	1,013,491	1,013,491	100.00	1,013,491	188	0.95%
Texas Security Bank CD 2529		0.95%	04/06/22	04/06/20	1,013,482	1,013,482	100.00	1,013,482	188	0.95%
Prosperity Bank CD 0135		0.20%	06/30/22	06/30/21	1,009,929	1,009,929	100.00	1,009,929	273	0.20%
Prosperity Bank CD 0136		0.20%	06/30/22	06/30/21	1,009,929	1,009,929	100.00	1,009,929	273	0.20%
Origin Bank CD1735		0.25%	06/30/22	06/30/21	1,000,630	1,000,630	100.00	1,000,630	273	0.25%
Origin Bank CD9857		0.25%	06/30/22	06/30/21	1,000,630	1,000,630	100.00	1,000,630	273	0.25%
Origin Bank CD7978		0.25%	06/30/22	06/30/21	1,000,630	1,000,630	100.00	1,000,630	273	0.25%
Citizens Bank CD5763		0.65%	07/07/22	01/07/21	1,004,862	1,004,862	100.00	1,004,862	280	0.65%
Citizens Bank CD5773		0.65%	07/07/22	01/07/21	1,004,862	1,004,862	100.00	1,004,862	280	0.65%
Citizens Bank CD5783		0.65%	07/07/22	01/07/21	1,004,862	1,004,862	100.00	1,004,862	280	0.65%
Prosperity Bank CD0141		0.20%	07/25/22	07/23/21	1,007,356	1,007,356	100.00	1,007,356	298	0.20%
Prosperity Bank CD0142		0.20%	07/25/22	07/23/21	1,007,356	1,007,356	100.00	1,007,356	298	0.20%
					<b>\$ 64,276,955</b>	<b>\$ 64,276,955</b>		<b>\$ 64,276,955</b>	<b>58</b>	<b>0.40%</b>
									<b>(1)</b>	<b>(2)</b>

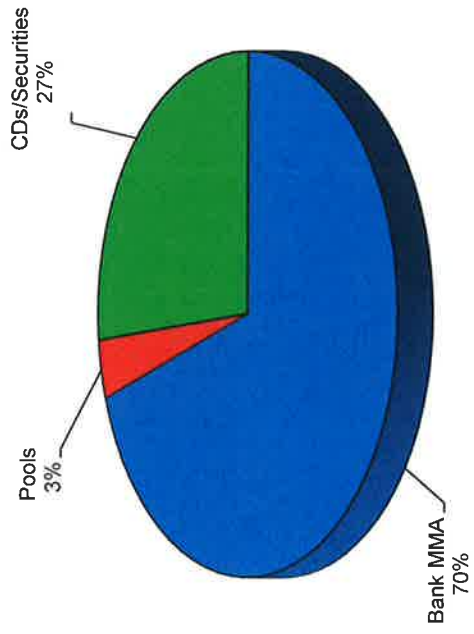
(1) Weighted average life - For purposes of calculating weighted average life, pool investments are assumed to have a one day maturity.

(2) Weighted average yield to maturity - The weighted average yield to maturity is based on adjusted book value, realized and unrealized gains/losses and investment advisory fees are not considered.

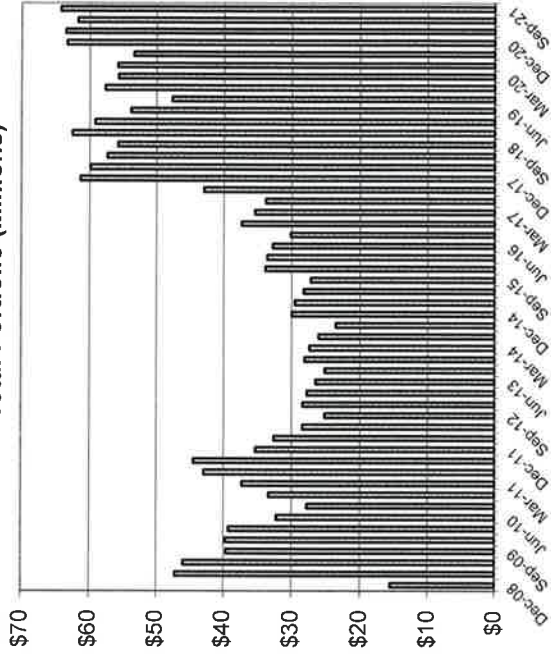
**Book & Market Value Comparison**

Issuer/Description	Yield	Maturity Date	Book Value 06/30/21	Increases	Decreases	Book Value 09/30/21	Market Value 06/30/21	Change in Market Value	Market Value 09/30/21
ANB MMA	0.35%	10/01/21	\$ 29,177,041	\$ 2,457,083	\$ -	\$ 31,634,124	\$ 29,177,041	\$ 2,457,083	\$ 31,634,124
NexBank IntraFi MMA	0.40%	10/01/21	13,197,457	13,311	-	13,210,768	13,197,457	13,311	13,210,768
TexPool	0.03%	10/01/21	2,314,117	134	-	2,314,251	2,314,117	134	2,314,251
Prosperity Bank CD 0004	0.70%	07/23/21	1,006,435	-	(1,006,435)	-	1,006,435	(1,006,435)	-
Prosperity Bank CD 0005	0.70%	07/23/21	1,006,435	-	(1,006,435)	-	1,006,435	(1,006,435)	-
Citizens Bank CD 5043	0.90%	12/30/21	1,010,159	2,277	-	1,012,436	1,010,159	2,277	1,012,436
Texas Security Bank CD 2528	0.90%	01/06/22	1,011,566	1,207	-	1,012,773	1,011,566	1,207	1,012,773
Citizens Bank CD5723	0.65%	01/07/22	1,003,100	1,761	-	1,004,862	1,003,100	1,761	1,004,862
Citizens Bank CD5733	0.65%	01/07/22	1,003,100	1,761	-	1,004,862	1,003,100	1,761	1,004,862
Citizens Bank CD5743	0.65%	01/07/22	1,003,100	1,761	-	1,004,862	1,003,100	1,761	1,004,862
Texas Security Bank CD 2530	0.95%	04/06/22	1,011,769	1,721	-	1,013,491	1,011,769	1,721	1,013,491
Texas Security Bank CD 2529	0.95%	04/06/22	1,011,769	1,713	-	1,013,482	1,011,769	1,713	1,013,482
Prosperity Bank CD 0135	0.20%	06/30/22	1,009,420	509	-	1,009,929	1,009,420	509	1,009,929
Prosperity Bank CD 0136	0.20%	06/30/22	1,009,420	509	-	1,009,929	1,009,420	509	1,009,929
Origin Bank CD1735	0.25%	06/30/22	1,000,000	630	-	1,000,630	1,000,000	630	1,000,630
Origin Bank CD9857	0.25%	06/30/22	1,000,000	630	-	1,000,630	1,000,000	630	1,000,630
Origin Bank CD7978	0.25%	06/30/22	1,000,000	630	-	1,000,630	1,000,000	630	1,000,630
Citizens Bank CD5763	0.65%	07/07/22	1,003,100	1,761	-	1,004,862	1,003,100	1,761	1,004,862
Citizens Bank CD5773	0.65%	07/07/22	1,003,100	1,761	-	1,004,862	1,003,100	1,761	1,004,862
Citizens Bank CD5783	0.65%	07/07/22	1,003,100	1,761	-	1,004,862	1,003,100	1,761	1,004,862
Prosperity Bank CD0141	0.20%	07/25/22	-	1,007,356	-	1,007,356	-	1,007,356	1,007,356
Prosperity Bank CD0142	0.20%	07/25/22	-	1,007,356	-	1,007,356	-	1,007,356	1,007,356
<b>TOTAL / AVERAGE</b>	<b>0.40%</b>		<b>\$ 61,784,190</b>	<b>\$ 4,505,634</b>	<b>\$ (2,012,870)</b>	<b>\$ 64,276,955</b>	<b>\$ 61,784,190</b>	<b>\$ 2,492,765</b>	<b>\$ 64,276,955</b>

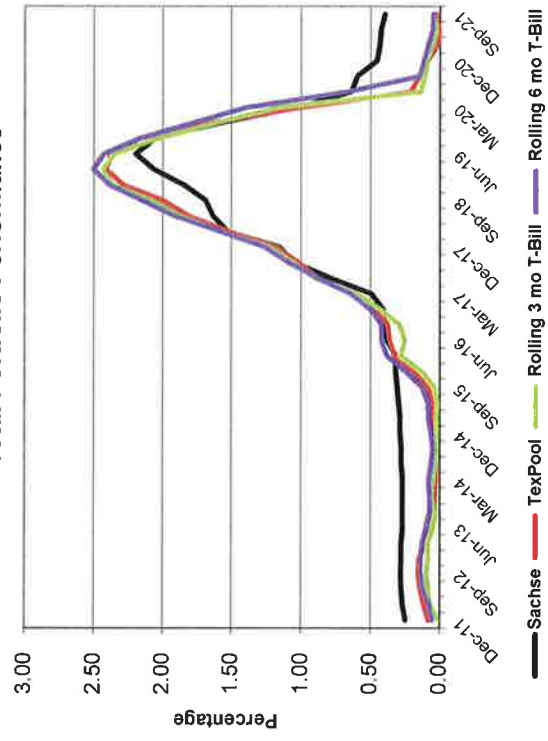
### Portfolio Composition



### Total Portfolio (Millions)



### Total Portfolio Performance



**Allocation  
September 30, 2021**

<b>Book &amp; Market Value</b>	<b>Total</b>	<b>TIRZ #2 Station</b>	<b>GO I&amp;S</b>	<b>General Fund</b>	<b>W/S Restricted</b>	<b>W/S Operations</b>	<b>Capital Project</b>	<b>2009 GO Bonds</b>
ANB MMA	\$ 31,634,124	\$ 46,831	\$ 1,084,543	\$ 6,595,322	\$ 293,080	\$ 8,142,938	\$ 1,856,102	\$ -
NexBank IntraFi MMA	13,210,768	-	4,140	107,266	-	112,664	4,330,142	-
TexPool	2,314,251	-	-	-	-	5,109	605,499	-
12/30/21-Citizens Bank CD 5043	1,012,436	-	-	-	-	1,012,436	-	-
01/06/22-Texas Security Bank CD 2528	1,012,773	-	-	-	-	1,012,773	-	-
01/07/22-Citizens Bank CD5723	1,004,862	-	-	-	-	1,004,862	-	-
01/07/22-Citizens Bank CD5733	1,004,862	-	-	1,004,862	-	-	-	-
01/07/22-Citizens Bank CD5743	1,004,862	-	-	-	-	-	1,004,862	-
04/06/22-Texas Security Bank CD 2530	1,013,491	-	-	1,013,491	-	-	-	-
04/06/22-Texas Security Bank CD 2529	1,013,482	-	-	-	-	1,013,482	-	-
06/30/22-Prosperity Bank CD 0135	1,009,929	-	-	1,009,929	-	-	-	-
06/30/22-Prosperity Bank CD 0136	1,009,929	-	-	-	-	1,009,929	-	-
06/30/22-Origin Bank CD1735	1,000,630	-	-	1,000,630	-	-	-	-
06/30/22-Origin Bank CD9857	1,000,630	-	-	-	-	1,000,630	-	-
06/30/22-Origin Bank CD7978	1,000,630	-	-	-	-	-	-	-
07/07/22-Citizens Bank CD5763	1,004,862	-	-	-	-	1,004,862	-	-
07/07/22-Citizens Bank CD5773	1,004,862	-	-	-	-	-	-	-
07/07/22-Citizens Bank CD5783	1,004,862	-	-	1,004,862	-	-	-	-
07/25/22-Prosperity Bank CD0141	1,007,356	-	-	1,007,356	-	-	1,004,862	-
07/25/22-Prosperity Bank CD0142	1,007,356	-	-	-	-	-	1,007,356	-
<b>Totals</b>	<b>\$ 64,276,955</b>	<b>\$ 46,831</b>	<b>\$ 1,088,682</b>	<b>\$ 12,743,717</b>	<b>\$ 293,080</b>	<b>\$ 15,319,684</b>	<b>\$ 9,808,822</b>	<b>\$ -</b>

**Allocation  
September 30, 2021**

(continued)

<b>Book &amp; Market Value</b>	<b>2017 CO</b>	<b>2017A CO</b>	<b>2019/2020 Tax Notes</b>	<b>Restricted Park Develop,</b>	<b>CARES Act Funds</b>	<b>Restricted General</b>	<b>Restricted Water Impact</b>	<b>Restricted Sewer Impact</b>
ANB MMA \$	-	\$	-	\$ 784,777	\$ 543,475	\$ 561,311	\$ 1,450,841	\$ 1,652,923
NexBank IntraFi MMA	1,939,908	3,240,875	-	85,261	-	61,863	472,383	538,179
TexPool	-	-	1,425,529	-	-	-	98,487	112,204
12/30/21-Citizens Bank CD 5043	-	-	-	-	-	-	-	-
01/06/22-Texas Security Bank CD 2528	-	-	-	-	-	-	-	-
01/07/22-Citizens Bank CD5723	-	-	-	-	-	-	-	-
01/07/22-Citizens Bank CD5733	-	-	-	-	-	-	-	-
01/07/22-Citizens Bank CD5743	-	-	-	-	-	-	-	-
04/06/22-Texas Security Bank CD 2530	-	-	-	-	-	-	-	-
04/06/22-Texas Security Bank CD 2529	-	-	-	-	-	-	-	-
06/30/22-Prosperity Bank CD 0135	-	-	-	-	-	-	-	-
06/30/22-Prosperity Bank CD 0136	-	-	-	-	-	-	-	-
06/30/22-Origin Bank CD1735	-	-	-	-	-	-	-	-
06/30/22-Origin Bank CD9857	-	-	-	-	-	-	-	-
06/30/22-Origin Bank CD7978	-	-	-	-	-	-	368,642	370,166
07/07/22-Citizens Bank CD5763	-	-	-	-	-	-	-	-
07/07/22-Citizens Bank CD5773	-	-	-	-	-	-	-	-
07/07/22-Citizens Bank CD5783	-	-	-	-	-	-	-	-
07/25/22-Prosperity Bank CD0141	-	-	-	-	-	-	-	-
07/25/22-Prosperity Bank CD0142	-	-	-	-	-	-	-	-
<b>Totals</b>	<b>\$ 1,939,908</b>	<b>\$ 3,240,875</b>	<b>\$ 1,425,529</b>	<b>\$ 870,038</b>	<b>\$ 543,475</b>	<b>\$ 623,174</b>	<b>\$ 2,390,353</b>	<b>\$ 2,673,472</b>

**Allocation  
September 30, 2021**

(continued)

<b>Book &amp; Market Value</b>	<b>Restricted Roadway</b>	<b>Street Maint.</b>	<b>VERF</b>	<b>MDD</b>	<b>Health Insurance</b>	<b>Station O&amp;M PID</b>	<b>American Rescue Plan</b>	<b>EDC</b>
ANB MMA	\$ 993,230	\$ 779,621	\$ 479,528	\$ 666,622	\$ 685,329	\$ (411)	\$ 3,226,944	\$ 1,791,119
NexBank IntraFi MMA	323,388	-	427,043	337,747	185,125	-	-	1,044,785
TexPool	67,423	-	-	-	-	-	-	-
12/30/21--Citizens Bank CD 5043	-	-	-	-	-	-	-	-
01/06/22--Texas Security Bank CD 2528	-	-	-	-	-	-	-	-
01/07/22--Citizens Bank CD5723	-	-	-	-	-	-	-	-
01/07/22--Citizens Bank CD5733	-	-	-	-	-	-	-	-
01/07/22--Citizens Bank CD5743	-	-	-	-	-	-	-	-
04/06/22--Texas Security Bank CD 2530	-	-	-	-	-	-	-	-
04/06/22--Texas Security Bank CD 2529	-	-	-	-	-	-	-	-
06/30/22--Prosperity Bank CD 0135	-	-	-	-	-	-	-	-
06/30/22--Prosperity Bank CD 0136	-	-	-	-	-	-	-	-
06/30/22--Origin Bank CD1735	-	-	-	-	-	-	-	-
06/30/22--Origin Bank CD9857	-	-	-	-	-	-	-	-
06/30/22--Origin Bank CD7978	261,822	-	-	-	-	-	-	-
07/07/22--Citizens Bank CD5763	-	-	-	-	-	-	-	-
07/07/22--Citizens Bank CD5773	-	-	-	-	-	-	-	-
07/07/22--Citizens Bank CD5783	-	-	-	-	-	-	-	-
07/25/22--Prosperity Bank CD0141	-	-	-	-	-	-	-	-
07/25/22--Prosperity Bank CD0142	-	-	-	-	-	-	-	-
<b>Totals</b>	<b>\$ 1,645,863</b>	<b>\$ 779,621</b>	<b>\$ 906,572</b>	<b>\$ 1,004,369</b>	<b>\$ 870,454</b>	<b>\$ (411)</b>	<b>\$ 3,226,944</b>	<b>\$ 2,835,903</b>

**Allocation  
June 30, 2021**

<b>Book &amp; Market Value</b>	<b>Total</b>	<b>TIRZ #2 Station</b>	<b>GO I&amp;S</b>	<b>General Fund</b>	<b>W/S Restricted</b>	<b>W/S Operations</b>	<b>Capital Project</b>	<b>2009 GO Bonds</b>
ANB MMA	\$ 29,177,041	\$ 49,128	\$ 1,681,374	\$ 8,762,996	\$ 242,545	\$ 7,430,919	\$ 1,761,409	\$ 115,035
NexBank IntraFi MMA	13,197,457	-	-	98	-	155,054	4,022,376	262,696
TexPool	2,314,117	-	-	-	-	5,108	568,346	37,118
07/23/21-Prosperity Bank CD 0004	1,006,435	-	-	-	-	-	1,006,435	-
07/23/21-Prosperity Bank CD 0005	1,006,435	-	-	1,006,435	-	-	-	-
12/30/21-Citizens Bank CD 5043	1,010,159	-	-	-	-	1,010,159	-	-
01/06/22-Texas Security Bank CD 2528	1,011,566	-	-	-	-	1,011,566	-	-
01/07/22-Citizens Bank CD5723	1,003,100	-	-	-	-	1,003,100	-	-
01/07/22-Citizens Bank CD5733	1,003,100	-	-	1,003,100	-	-	-	-
01/07/22-Citizens Bank CD5743	1,003,100	-	-	-	-	-	1,003,100	-
04/06/22-Texas Security Bank CD 2530	1,011,769	-	-	1,011,769	-	-	-	-
04/06/22-Texas Security Bank CD 2529	1,011,769	-	-	-	-	1,011,769	-	-
06/30/22-Prosperity Bank CD 0135	1,009,420	-	-	1,009,420	-	-	-	-
06/30/22-Prosperity Bank CD 0136	1,009,420	-	-	-	-	1,009,420	-	-
06/30/22-Origin Bank CD1735	1,000,000	-	-	1,000,000	-	-	-	-
06/30/22-Origin Bank CD9857	1,000,000	-	-	-	-	1,000,000	-	-
06/30/22-Origin Bank CD7978	1,000,000	-	-	-	-	-	-	-
07/07/22-Citizens Bank CD5763	1,003,100	-	-	-	-	1,003,100	-	-
07/07/22-Citizens Bank CD5773	1,003,100	-	-	1,003,100	-	-	-	-
07/07/22-Citizens Bank CD5783	1,003,100	-	-	-	-	-	818,411	184,689
<b>Totals</b>	<b>\$ 61,784,190</b>	<b>\$ 49,128</b>	<b>\$ 1,681,374</b>	<b>\$ 14,796,918</b>	<b>\$ 242,545</b>	<b>\$ 14,640,195</b>	<b>\$ 9,180,077</b>	<b>\$ 599,538</b>

Allocation  
June 30, 2021

(continued)

Book & Market Value	2017 CO	2017A CO	2019/2020 Tax Notes	Restricted Park Develop,	CARES Act Funds	Restricted General	Restricted Water Impact	Restricted Sewer Impact
ANB MMA	\$ -	\$ -	\$ -	\$ 795,501	\$ 546,618	\$ 574,902	\$ 1,105,578	\$ 1,338,519
NexBank IntraFi MMA	1,937,405	3,422,059	-	74,318	-	53,430	462,993	560,544
TexPool	-	-	1,425,447	-	-	-	99,056	119,926
07/23/21-Prosperity Bank CD 0004	-	-	-	-	-	-	-	-
07/23/21-Prosperity Bank CD 0005	-	-	-	-	-	-	-	-
12/30/21-Citizens Bank CD 5043	-	-	-	-	-	-	-	-
01/06/22-Texas Security Bank CD 2528	-	-	-	-	-	-	-	-
01/07/22-Citizens Bank CD5723	-	-	-	-	-	-	-	-
01/07/22-Citizens Bank CD5733	-	-	-	-	-	-	-	-
01/07/22-Citizens Bank CD5743	-	-	-	-	-	-	-	-
04/06/22-Texas Security Bank CD 2530	-	-	-	-	-	-	-	-
04/06/22-Texas Security Bank CD 2529	-	-	-	-	-	-	-	-
06/30/22-Prosperity Bank CD 0135	-	-	-	-	-	-	-	-
06/30/22-Prosperity Bank CD 0136	-	-	-	-	-	-	-	-
06/30/22-Origin Bank CD1735	-	-	-	-	-	-	-	-
06/30/22-Origin Bank CD9857	-	-	-	-	-	-	-	-
06/30/22-Origin Bank CD7978	-	-	-	-	-	-	356,189	431,237
07/07/22-Citizens Bank CD5763	-	-	-	-	-	-	-	-
07/07/22-Citizens Bank CD5773	-	-	-	-	-	-	-	-
07/07/22-Citizens Bank CD5783	-	-	-	-	-	-	-	-
<b>Totals</b>	<b>\$ 1,937,405</b>	<b>\$ 3,422,059</b>	<b>\$ 1,425,447</b>	<b>\$ 869,819</b>	<b>\$ 546,618</b>	<b>\$ 628,332</b>	<b>\$ 2,023,816</b>	<b>\$ 2,450,226</b>

**Allocation  
June 30, 2021**

(continued)

<b>Book &amp; Market Value</b>	<b>Restricted Roadway</b>	<b>Street Maint.</b>	<b>VERF</b>	<b>MDD</b>	<b>Health Insurance</b>	<b>Station O&amp;M PID</b>	<b>EDC</b>
ANB MMA	\$ 659,809	\$ 677,621	\$ 547,082	\$ 623,403	\$ 610,317	\$ 4,855	\$ 1,649,430
NexBank IntraFi MMA	276,314	-	426,611	337,405	184,937	-	1,021,218
TexPool	59,116	-	-	-	-	-	-
07/23/21-Prosperity Bank CD 0004	-	-	-	-	-	-	-
07/23/21-Prosperity Bank CD 0005	-	-	-	-	-	-	-
12/30/21-Citizens Bank CD 5043	-	-	-	-	-	-	-
01/06/22-Texas Security Bank CD 2528	-	-	-	-	-	-	-
01/07/22-Citizens Bank CD5723	-	-	-	-	-	-	-
01/07/22-Citizens Bank CD5733	-	-	-	-	-	-	-
01/07/22-Citizens Bank CD5743	-	-	-	-	-	-	-
04/06/22-Texas Security Bank CD 2530	-	-	-	-	-	-	-
04/06/22-Texas Security Bank CD 2529	-	-	-	-	-	-	-
06/30/22-Prosperity Bank CD 0135	-	-	-	-	-	-	-
06/30/22-Prosperity Bank CD 0136	-	-	-	-	-	-	-
06/30/22-Origin Bank CD1735	-	-	-	-	-	-	-
06/30/22-Origin Bank CD9857	-	-	-	-	-	-	-
06/30/22-Origin Bank CD7978	212,574	-	-	-	-	-	-
07/07/22-Citizens Bank CD5763	-	-	-	-	-	-	-
07/07/22-Citizens Bank CD5773	-	-	-	-	-	-	-
07/07/22-Citizens Bank CD5783	-	-	-	-	-	-	-
<b>Totals</b>	<b>\$ 1,207,813</b>	<b>\$ 677,621</b>	<b>\$ 973,693</b>	<b>\$ 960,808</b>	<b>\$ 795,255</b>	<b>\$ 4,855</b>	<b>\$ 2,670,648</b>



## Finance Department Memo

**To:** Gina Nash, City Manager

**From:** Berna Fitzpatrick-Walker, Finance Manager

**CC:** Mayor and City Council

**Date:** February 15, 2022

**Re:** Investment Report for period ending December 31, 2021

Attached is the Quarterly Investment Report for the quarter ending December 31 of the fiscal year 2021-2022. This report complies with the requirements of the City's Investment Policy and the Public Funds Investment Act as amended. For this period, the City's portfolio consisted of the following investments:

Portfolio at Quarter Close:	Rate at 12/31/21	% Total	Total Investment
Money Market Account – ANB	0.31%	56.19%	42,629,525
Money Market Account – NexBank	0.40%	9.23%	7,003,097
Money Market Account 2017CO – NexBank	0.40%	2.56%	1,941,865
Money Market Account 2017A CO – NexBank	0.40%	4.26%	3,233,300
Money Market Account (EDC)-ANB	0.31%	2.40%	1,817,856
Money Market Account (EDC)-NexBank	0.40%	1.38%	1,045,831
Investment Pool – TexPool	0.04%	0.87%	660,960
Investment Pool – 2019/20 Tax Notes-TexPool	0.04%	1.85%	1,403,494
CD Citizens Bank 5733	0.65%	1.33%	1,006,375
CD Citizens Bank 5723	0.65%	1.33%	1,006,375
CD Citizens Bank 5743	0.65%	1.33%	1,006,375
CD Citizens Bank 5773	0.65%	1.33%	1,006,375
CD Citizens Bank 5763	0.65%	1.33%	1,006,375
CD Citizens Bank 5783	0.65%	1.33%	1,006,375
CD Prosperity 135	0.20%	1.33%	1,010,433
CD Prosperity 136	0.20%	1.33%	1,010,433
CD Prosperity 141	0.20%	1.33%	1,007,858
CD Prosperity 142	0.20%	1.33%	1,007,858
CD Origin Bank 1735	0.25%	1.32%	1,001,260
CD Origin Bank 9857	0.25%	1.32%	1,001,260
CD Origin Bank 7978	0.25%	1.32%	1,001,260
CD Texas Security 12529	0.95%	1.34%	1,015,877
CD Texas Security 12530	0.95%	1.34%	1,015,887
CD Texas Security 12528	0.90%	1.34%	1,015,041
<b>Total Invested City Funds:</b>		<b>100.0%</b>	<b>\$75,861,346</b>



The City does not carry any security instrument (investment type) on its books that is traded on the open market; therefore, all investments are listed at 100% of market value. Interest earnings on all certificate of deposit accounts are accreted quarterly or at maturity. All Funds on deposit are fully secured and safeguarded. **Total investment interest earned for the quarter ending December 31 was \$57,405.**

Citywide cash and investments for the period ending December 31 was \$75,861,346. Of this amount, \$2,863,687 is for the Sachse EDC. It is the strategy of the Finance Department to maintain a high percentage of its idle funds invested in safe and secure investment securities and pooled investment types in accordance with the Public Funds Investment Act.

84% of the City's current portfolio has liquidity of 30 days or less, which is more than adequate for daily operations. The City investments are liquid and have same day access. The City's investment and cash management strategy will be to maintain operational and capital needs in money market accounts and liquid asset pools. The City's funds are swept into the above accounts and withdrawn as needed for operational cash flow requirements.

The average interest rate/yield on the City's investments for the period was .36%; weighted average maturity of 29 days. The TexPool Prime Fund interest rate was .0904% and the TexPool interest rate was .0376% at December 31, 2021. The rolling three-month Treasury yield was .06% with the rolling six-month Treasury yield at .08%.



## QUARTERLY INVESTMENT REPORT

For the Quarter Ended

December 31, 2021

Prepared by  
Valley View Consulting, L.L.C.

The investment portfolio of the City is in compliance with the Public Funds Investment Act and the Investment Policy and strategies.

---

Director of Finance

---

Finance Manager

**Disclaimer:** These reports were compiled using information provided by the City of Sachse. No procedures were performed to test the accuracy or completeness of this information. The market values included in these reports were obtained by Valley View Consulting, L.L.C. from sources believed to be accurate and represent proprietary valuation. Due to market fluctuations these levels are not necessarily reflective of current liquidation values. Yield calculations are not determined using standard performance formulas, are not representative of total return yields and do not account for investment advisor fees.

## Summary

### Quarter End Results by Investment Category:

Asset Type	September 30, 2021		December 31, 2021		
	Book Value	Market Value	Book Value	Market Value	Ave. Yield
Bank/Pool	\$ 47,159,143	\$ 47,159,143	\$ 59,735,926	\$ 59,735,926	0.32%
CDs/Securities	17,117,812	17,117,812	16,125,419	16,125,419	0.52%
<b>Totals</b>	<b>\$ 64,276,955</b>	<b>\$ 64,276,955</b>	<b>\$ 75,861,346</b>	<b>\$ 75,861,346</b>	0.36%

#### Current Quarter Average Yield (1)

Total Portfolio 0.36%

#### Fiscal Year-to-Date Average Yield (2)

Total Portfolio 0.36%

**Weighted Average Maturity** 29 days

Rolling Three Month Treasury	0.06%	Rolling Three Month Treasury	0.06%
Rolling Six Month Treasury	0.08%	Rolling Six Month Treasury	0.08%
TexPool	0.04%	TexPool	0.04%

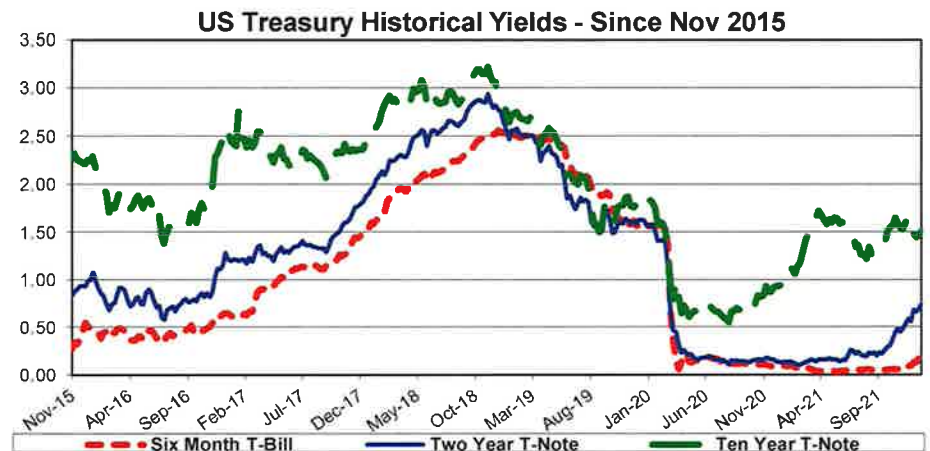
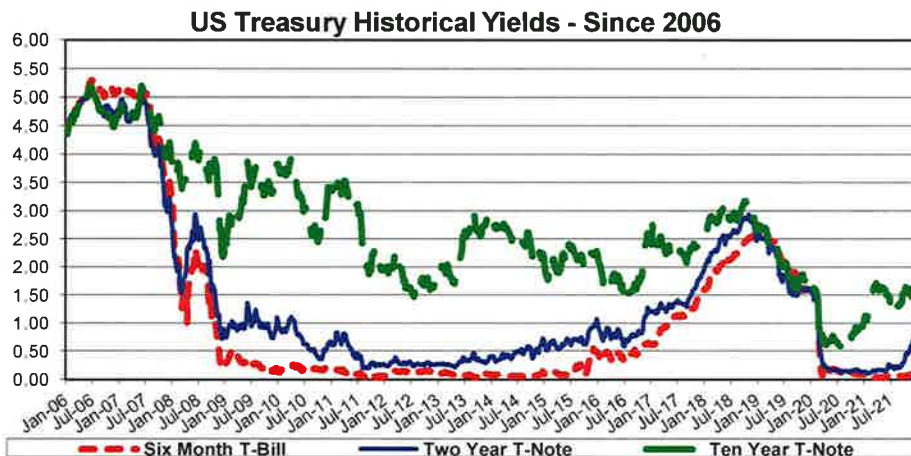
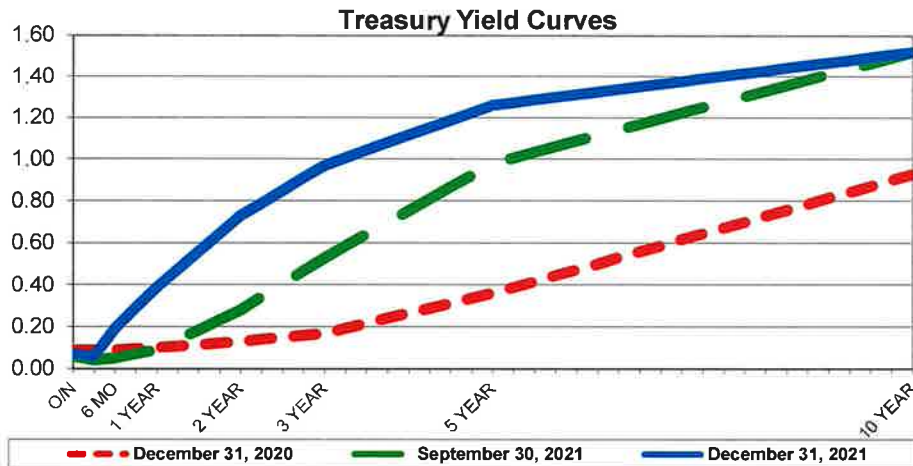
#### Interest Earnings (Approximate)

	City	EDC
Interest Earnings QTR	\$ 54,942	\$ 2,463
Interest Earnings YTD	\$ 54,942	\$ 2,463

(1) Current Quarter Weighted Average Yield - calculated using quarter end report yields and adjusted book values and does not reflect a total return analysis; realized and unrealized gains/losses and investment advisory fees are not considered. The yield for the reporting month is used for bank, pool, and money market balances.

(2) Fiscal Year-to-Date Weighted Average Yields - calculated using quarter end report yields and adjusted book values and does not reflect a total return analysis or account for advisory fees.

The Federal Open Market Committee (FOMC) maintained the Fed Funds target range at 0.00% to 0.25% (Effective Fed Funds are trading <0.10%). The FOMC began reducing monthly security purchases during Nov 2021 and then increased the paced at the December meeting. Projections for target range increases shortened to late spring or early summer 2022. Third Quarter GDP posted +2.3% (Final). December employment reflected U-2 dropping to 3.9% and Non-Farm Payroll adding 199k net new jobs (Three Month Average NFP = 365). Crude oil reversed recent declines and bounced back to +/- \$75 per barrel. The Stock Markets reached new highs. Many domestic economic indicators remain positive. The Build Back Better legislation stalled in the Senate. The Debt Ceiling was increased to \$31+ trillion, easing any near-term funding pressures. Inflation remained well over the FOMC 2% target and does not appear positioned to decline in the near term. The Yield Curve shifted higher primarily six months and longer.



## Investment Holdings

December 31, 2021

Description	Rating	Coupon/ Discount	Maturity Date	Settlement Date	Original Face\ Par Value	Book Value	Market Price	Market Value	Life (days)	Yield
ANB MMA		0.31%	01/01/22	12/31/21	\$ 44,447,379	\$ 44,447,379	1.00	\$ 44,447,379	1	0.31%
NexBank IntraFi MMA		0.40%	01/01/22	12/31/21	13,224,093	13,224,093	1.00	13,224,093	1	0.40%
TexPool	AAAm	0.04%	01/01/22	12/31/21	2,064,454	2,064,454	1.00	2,064,454	1	0.04%
Texas Security Bank CD2528		0.90%	01/06/22	04/06/20	1,015,041	1,015,041	100.00	1,015,041	6	0.90%
Citizens Bank CD5723		0.65%	01/07/22	01/07/21	1,006,375	1,006,375	100.00	1,006,375	7	0.65%
Citizens Bank CD5733		0.65%	01/07/22	01/07/21	1,006,375	1,006,375	100.00	1,006,375	7	0.65%
Citizens Bank CD5743		0.65%	01/07/22	01/07/21	1,006,375	1,006,375	100.00	1,006,375	7	0.65%
Texas Security Bank CD2530		0.95%	04/06/22	04/06/20	1,015,887	1,015,887	100.00	1,015,887	96	0.95%
Texas Security Bank CD2529		0.95%	04/06/22	04/06/20	1,015,877	1,015,877	100.00	1,015,877	96	0.95%
Prosperity Bank CD 0135		0.20%	06/30/22	06/30/21	1,010,433	1,010,433	100.00	1,010,433	181	0.20%
Prosperity Bank CD 0136		0.20%	06/30/22	06/30/21	1,010,433	1,010,433	100.00	1,010,433	181	0.20%
Origin Bank CD1735		0.25%	06/30/22	06/30/21	1,001,260	1,001,260	100.00	1,001,260	181	0.25%
Origin Bank CD9857		0.25%	06/30/22	06/30/21	1,001,260	1,001,260	100.00	1,001,260	181	0.25%
Origin Bank CD7978		0.25%	06/30/22	06/30/21	1,001,260	1,001,260	100.00	1,001,260	181	0.25%
Citizens Bank CD5763		0.65%	07/07/22	01/07/21	1,006,375	1,006,375	100.00	1,006,375	188	0.65%
Citizens Bank CD5773		0.65%	07/07/22	01/07/21	1,006,375	1,006,375	100.00	1,006,375	188	0.65%
Citizens Bank CD5783		0.65%	07/07/22	01/07/21	1,006,375	1,006,375	100.00	1,006,375	188	0.65%
Prosperity Bank CD0141		0.20%	07/25/22	07/23/21	1,007,858	1,007,858	100.00	1,007,858	206	0.20%
Prosperity Bank CD0142		0.20%	07/25/22	07/23/21	1,007,858	1,007,858	100.00	1,007,858	206	0.20%
					<b>\$ 75,861,346</b>	<b>\$ 75,861,346</b>			<b>29</b>	<b>0.36%</b>
									(1)	(2)

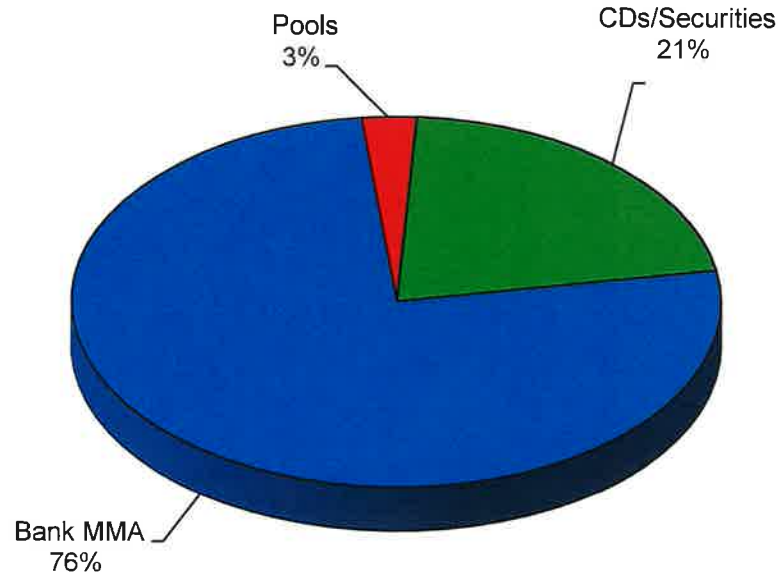
(1) **Weighted average life** - For purposes of calculating weighted average life, pool investments are assumed to have a one day maturity.

(2) **Weighted average yield to maturity** - The weighted average yield to maturity is based on adjusted book value, realized and unrealized gains/losses and investment advisory fees are not considered.

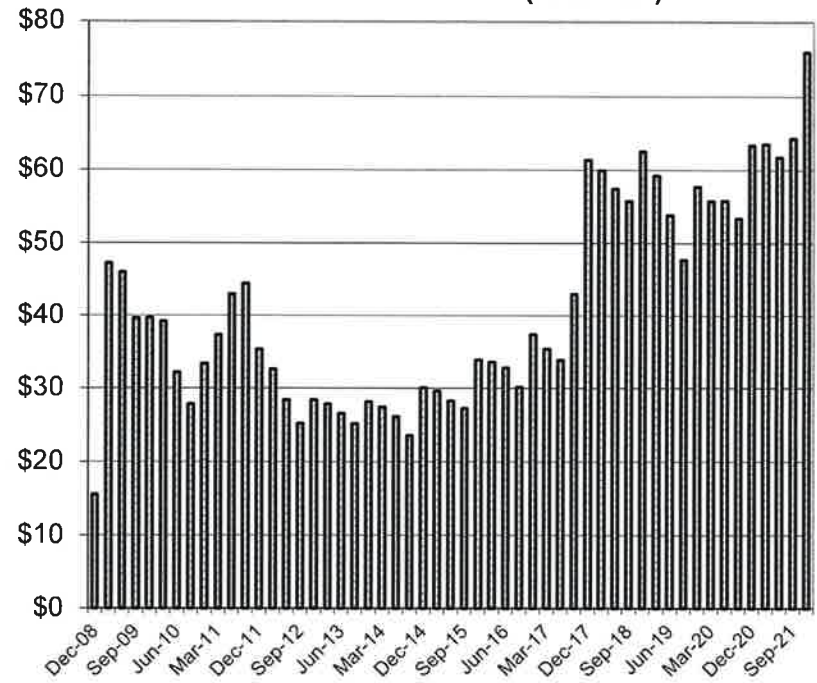
## Book & Market Value Comparison

Issuer/Description	Yield	Maturity Date	Book Value 09/30/21	Increases	Decreases	Book Value 12/31/21	Market Value 09/30/21	Change in Market Value	Market Value 12/31/21
ANB MMA	0.31%	01/01/22	\$ 31,634,124	\$ 12,813,255	\$ —	\$ 44,447,379	\$ 31,634,124	\$ 12,813,255	\$ 44,447,379
NexBank IntraFi MMA	0.40%	01/01/22	13,210,768	13,325	—	13,224,093	13,210,768	13,325	13,224,093
TexPool	0.04%	01/01/22	2,314,251	—	(249,797)	2,064,454	2,314,251	(249,797)	2,064,454
Citizens Bank CD 5043	0.90%	12/30/21	1,012,436	—	(1,012,436)	—	1,012,436	(1,012,436)	—
Texas Security Bank CD2528	0.90%	01/06/22	1,012,773	2,268	—	1,015,041	1,012,773	2,268	1,015,041
Citizens Bank CD5723	0.65%	01/07/22	1,004,862	1,514	—	1,006,375	1,004,862	1,514	1,006,375
Citizens Bank CD5733	0.65%	01/07/22	1,004,862	1,514	—	1,006,375	1,004,862	1,514	1,006,375
Citizens Bank CD5743	0.65%	01/07/22	1,004,862	1,514	—	1,006,375	1,004,862	1,514	1,006,375
Texas Security Bank CD2530	0.95%	04/06/22	1,013,491	2,396	—	1,015,887	1,013,491	2,396	1,015,887
Texas Security Bank CD2529	0.95%	04/06/22	1,013,482	2,395	—	1,015,877	1,013,482	2,395	1,015,877
Prosperity Bank CD 0135	0.20%	06/30/22	1,009,929	504	—	1,010,433	1,009,929	504	1,010,433
Prosperity Bank CD 0136	0.20%	06/30/22	1,009,929	504	—	1,010,433	1,009,929	504	1,010,433
Origin Bank CD1735	0.25%	06/30/22	1,000,630	630	—	1,001,260	1,000,630	630	1,001,260
Origin Bank CD9857	0.25%	06/30/22	1,000,630	630	—	1,001,260	1,000,630	630	1,001,260
Origin Bank CD7978	0.25%	06/30/22	1,000,630	630	—	1,001,260	1,000,630	630	1,001,260
Citizens Bank CD5763	0.65%	07/07/22	1,004,862	1,514	—	1,006,375	1,004,862	1,514	1,006,375
Citizens Bank CD5773	0.65%	07/07/22	1,004,862	1,514	—	1,006,375	1,004,862	1,514	1,006,375
Citizens Bank CD5783	0.65%	07/07/22	1,004,862	1,514	—	1,006,375	1,004,862	1,514	1,006,375
Prosperity Bank CD0141	0.20%	07/25/22	1,007,356	502	—	1,007,858	1,007,356	502	1,007,858
Prosperity Bank CD0142	0.20%	07/25/22	1,007,356	502	—	1,007,858	1,007,356	502	1,007,858
<b>TOTAL / AVERAGE</b>	<b>0.36%</b>		<b>\$ 64,276,955</b>	<b>\$ 12,846,624</b>	<b>\$ (1,262,233)</b>	<b>\$ 75,861,346</b>	<b>\$ 64,276,955</b>	<b>\$ 11,584,391</b>	<b>\$ 75,861,346</b>

**Portfolio Composition**

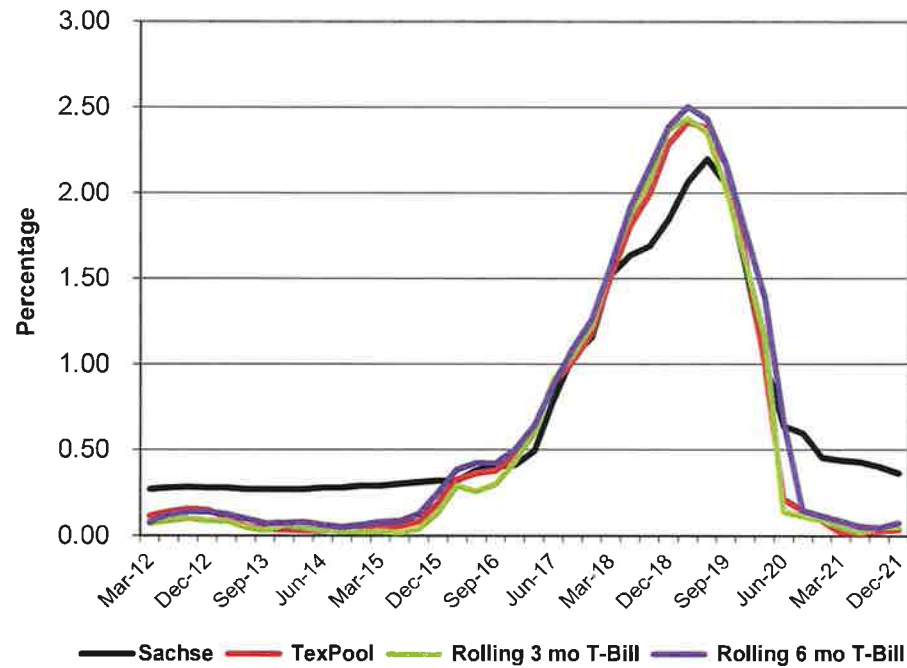


**Total Portfolio (Millions)**



■ Quarter End Book Value

**Total Portfolio Performance**



**Allocation**

**December 31, 2021**

<b>Book &amp; Market Value</b>	<b>Total</b>	<b>TIRZ #2 Station</b>	<b>GO I&amp;S</b>	<b>General Fund</b>	<b>W/S Restricted</b>	<b>W/S Operations</b>	<b>Capital Project</b>	<b>2017 CO</b>
ANB MMA	\$ 44,447,379	\$ 46,735	\$ 6,423,858	\$ 12,765,333	\$ 293,080	\$ 10,001,511	\$ 1,298,215	\$ -
NexBank IntraFi MMA	13,224,093	-	4,144	107,373	-	112,664	4,345,494	1,941,865
TexPool	2,064,454	-	-	-	-	5,109	627,726	-
01/06/22-Texas Security Bank CD2528	1,015,041	-	-	-	-	1,015,041	-	-
01/07/22-Citizens Bank CD5723	1,006,375	-	-	-	-	1,006,375	-	-
01/07/22-Citizens Bank CD5733	1,006,375	-	-	1,006,375	-	-	-	-
01/07/22-Citizens Bank CD5743	1,006,375	-	-	-	-	-	1,006,375	-
04/06/22-Texas Security Bank CD2530	1,015,887	-	-	1,015,887	-	-	-	-
04/06/22-Texas Security Bank CD2529	1,015,877	-	-	-	-	1,015,877	-	-
06/30/22-Prosperity Bank CD 0135	1,010,433	-	-	1,010,433	-	-	-	-
06/30/22-Prosperity Bank CD 0136	1,010,433	-	-	-	-	1,010,433	-	-
06/30/22-Origin Bank CD1735	1,001,260	-	-	1,001,260	-	-	-	-
06/30/22-Origin Bank CD9857	1,001,260	-	-	-	-	1,001,260	-	-
06/30/22-Origin Bank CD7978	1,001,260	-	-	-	-	-	-	-
07/07/22-Citizens Bank CD5763	1,006,375	-	-	-	-	1,006,375	-	-
07/07/22-Citizens Bank CD5773	1,006,375	-	-	1,006,375	-	-	-	-
07/07/22-Citizens Bank CD5783	1,006,375	-	-	-	-	-	1,006,375	-
07/25/22-Prosperity Bank CD0141	1,007,858	-	-	-	-	-	1,007,858	-
07/25/22-Prosperity Bank CD0142	1,007,858	-	-	1,007,858	-	-	-	-
<b>Totals</b>	<b>\$ 75,861,346</b>	<b>\$ 46,735</b>	<b>\$ 6,428,002</b>	<b>\$ 18,920,895</b>	<b>\$ 293,080</b>	<b>\$ 16,174,645</b>	<b>\$ 9,292,044</b>	<b>\$ 1,941,865</b>

**Allocation**  
**December 31, 2021**

(continued)

<b>Book &amp; Market Value</b>	<b>2017A CO</b>	<b>2019/2020 Tax Notes</b>	<b>Restricted Park Develop.</b>	<b>CARES Act Funds</b>	<b>Restricted General</b>	<b>Restricted Water Impact</b>	<b>Restricted Sewer Impact</b>	<b>Restricted Roadway</b>
ANB MMA	\$ -	\$ -	\$ 784,930	\$ 386,699	\$ 574,166	\$ 1,580,921	\$ 1,723,434	\$ 577,052
NexBank IntraFi MMA	3,233,300	-	85,402	-	61,869	543,870	592,898	198,518
TexPool	-	1,403,494	-	-	-	11,455	12,488	4,181
01/06/22-Texas Security Bank CD2528	-	-	-	-	-	-	-	-
01/07/22-Citizens Bank CD5723	-	-	-	-	-	-	-	-
01/07/22-Citizens Bank CD5733	-	-	-	-	-	-	-	-
01/07/22-Citizens Bank CD5743	-	-	-	-	-	-	-	-
04/06/22-Texas Security Bank CD2530	-	-	-	-	-	-	-	-
04/06/22-Texas Security Bank CD2529	-	-	-	-	-	-	-	-
06/30/22-Prosperity Bank CD 0135	-	-	-	-	-	-	-	-
06/30/22-Prosperity Bank CD 0136	-	-	-	-	-	-	-	-
06/30/22-Origin Bank CD1735	-	-	-	-	-	-	-	-
06/30/22-Origin Bank CD9857	-	-	-	-	-	-	-	-
06/30/22-Origin Bank CD7978	-	-	-	-	-	407,819	444,583	148,858
07/07/22-Citizens Bank CD5763	-	-	-	-	-	-	-	-
07/07/22-Citizens Bank CD5773	-	-	-	-	-	-	-	-
07/07/22-Citizens Bank CD5783	-	-	-	-	-	-	-	-
07/25/22-Prosperity Bank CD0141	-	-	-	-	-	-	-	-
07/25/22-Prosperity Bank CD0142	-	-	-	-	-	-	-	-
<b>Totals</b>	<b>\$ 3,233,300</b>	<b>\$ 1,403,494</b>	<b>\$ 870,333</b>	<b>\$ 386,699</b>	<b>\$ 636,034</b>	<b>\$ 2,544,065</b>	<b>\$ 2,773,402</b>	<b>\$ 928,609</b>

**Allocation**  
**December 31, 2021**

(continued)

<b>Book &amp; Market Value</b>	<b>Street Maint.</b>	<b>VERF</b>	<b>MDD</b>	<b>Health Insurance</b>	<b>Station O&amp;M PID</b>	<b>American Rescue Plan</b>	<b>Hotel Occupancy</b>	<b>EDC</b>
ANB MMA	\$ 931,675	\$ 465,869	\$ 798,627	\$ 747,497	\$ (411)	\$ 3,227,110	\$ 3,223	\$ 1,817,856
NexBank IntraFi MMA	-	427,471	338,085	185,310	-	-	-	1,045,831
TexPool	-	-	-	-	-	-	-	-
01/06/22-Texas Security Bank CD2528	-	-	-	-	-	-	-	-
01/07/22-Citizens Bank CD5723	-	-	-	-	-	-	-	-
01/07/22-Citizens Bank CD5733	-	-	-	-	-	-	-	-
01/07/22-Citizens Bank CD5743	-	-	-	-	-	-	-	-
04/06/22-Texas Security Bank CD2530	-	-	-	-	-	-	-	-
04/06/22-Texas Security Bank CD2529	-	-	-	-	-	-	-	-
06/30/22-Prosperity Bank CD 0135	-	-	-	-	-	-	-	-
06/30/22-Prosperity Bank CD 0136	-	-	-	-	-	-	-	-
06/30/22-Origin Bank CD1735	-	-	-	-	-	-	-	-
06/30/22-Origin Bank CD9857	-	-	-	-	-	-	-	-
06/30/22-Origin Bank CD7978	-	-	-	-	-	-	-	-
07/07/22-Citizens Bank CD5763	-	-	-	-	-	-	-	-
07/07/22-Citizens Bank CD5773	-	-	-	-	-	-	-	-
07/07/22-Citizens Bank CD5783	-	-	-	-	-	-	-	-
07/25/22-Prosperity Bank CD0141	-	-	-	-	-	-	-	-
07/25/22-Prosperity Bank CD0142	-	-	-	-	-	-	-	-
<b>Totals</b>	<b>\$ 931,675</b>	<b>\$ 893,340</b>	<b>\$ 1,136,712</b>	<b>\$ 932,808</b>	<b>\$ (411)</b>	<b>\$ 3,227,110</b>	<b>\$ 3,223</b>	<b>\$ 2,863,687</b>

**Allocation**  
**September 30, 2021**

<b>Book &amp; Market Value</b>	<b>Total</b>	<b>TIRZ #2 Station</b>	<b>GO I&amp;S</b>	<b>General Fund</b>	<b>W/S Restricted</b>	<b>W/S Operations</b>	<b>Capital Project</b>	<b>2017 CO</b>
ANB MMA	\$ 31,634,124	\$ 46,831	\$ 1,084,543	\$ 6,595,322	\$ 293,080	\$ 8,142,938	\$ 1,856,102	\$ -
NexBank IntraFi MMA	13,210,768	-	4,140	107,266	-	112,664	4,330,142	1,939,908
TexPool	2,314,251	-	-	-	-	5,109	605,499	-
12/30/21-Citizens Bank CD5043	1,012,436	-	-	-	-	1,012,436	-	-
01/06/22-Texas Security Bank CD2528	1,012,773	-	-	-	-	1,012,773	-	-
01/07/22-Citizens Bank CD5723	1,004,862	-	-	-	-	1,004,862	-	-
01/07/22-Citizens Bank CD5733	1,004,862	-	-	1,004,862	-	-	-	-
01/07/22-Citizens Bank CD5743	1,004,862	-	-	-	-	-	1,004,862	-
04/06/22-Texas Security Bank CD2530	1,013,491	-	-	1,013,491	-	-	-	-
04/06/22-Texas Security Bank CD2529	1,013,482	-	-	-	-	1,013,482	-	-
06/30/22-Prosperity Bank CD0135	1,009,929	-	-	1,009,929	-	-	-	-
06/30/22-Prosperity Bank CD0136	1,009,929	-	-	-	-	1,009,929	-	-
06/30/22-Origin Bank CD1735	1,000,630	-	-	1,000,630	-	-	-	-
06/30/22-Origin Bank CD9857	1,000,630	-	-	-	-	1,000,630	-	-
06/30/22-Origin Bank CD7978	1,000,630	-	-	-	-	-	-	-
07/07/22-Citizens Bank CD5763	1,004,862	-	-	-	-	1,004,862	-	-
07/07/22-Citizens Bank CD5773	1,004,862	-	-	1,004,862	-	-	-	-
07/07/22-Citizens Bank CD5783	1,004,862	-	-	-	-	-	1,004,862	-
07/25/22-Prosperity Bank CD0141	1,007,356	-	-	1,007,356	-	-	-	-
07/25/22-Prosperity Bank CD0142	1,007,356	-	-	-	-	-	1,007,356	-
<b>Totals</b>	<b>\$ 64,276,955</b>	<b>\$ 46,831</b>	<b>\$ 1,088,682</b>	<b>\$ 12,743,717</b>	<b>\$ 293,080</b>	<b>\$ 15,319,684</b>	<b>\$ 9,808,822</b>	<b>\$ 1,939,908</b>

**Allocation**  
**September 30, 2021**

(continued)

<b>Book &amp; Market Value</b>	<b>2017A CO</b>	<b>2019/2020 Tax Notes</b>	<b>Restricted Park Develop.</b>	<b>CARES Act Funds</b>	<b>Restricted General</b>	<b>Restricted Water Impact</b>	<b>Restricted Sewer Impact</b>	<b>Restricted Roadway</b>
ANB MMA	\$ -	\$ -	\$ 784,777	\$ 543,475	\$ 561,311	\$ 1,450,841	\$ 1,652,923	\$ 993,230
NexBank IntraFi MMA	3,240,875	-	85,261	-	61,863	472,383	538,179	323,388
TexPool	-	1,425,529	-	-	-	98,487	112,204	67,423
12/30/21-Citizens Bank CD5043	-	-	-	-	-	-	-	-
01/06/22-Texas Security Bank CD2528	-	-	-	-	-	-	-	-
01/07/22-Citizens Bank CD5723	-	-	-	-	-	-	-	-
01/07/22-Citizens Bank CD5733	-	-	-	-	-	-	-	-
01/07/22-Citizens Bank CD5743	-	-	-	-	-	-	-	-
04/06/22-Texas Security Bank CD2530	-	-	-	-	-	-	-	-
04/06/22-Texas Security Bank CD2529	-	-	-	-	-	-	-	-
06/30/22-Prosperity Bank CD0135	-	-	-	-	-	-	-	-
06/30/22-Prosperity Bank CD0136	-	-	-	-	-	-	-	-
06/30/22-Origin Bank CD1735	-	-	-	-	-	-	-	-
06/30/22-Origin Bank CD9857	-	-	-	-	-	-	-	-
06/30/22-Origin Bank CD7978	-	-	-	-	-	368,642	370,166	261,822
07/07/22-Citizens Bank CD5763	-	-	-	-	-	-	-	-
07/07/22-Citizens Bank CD5773	-	-	-	-	-	-	-	-
07/07/22-Citizens Bank CD5783	-	-	-	-	-	-	-	-
07/25/22-Prosperity Bank CD0141	-	-	-	-	-	-	-	-
07/25/22-Prosperity Bank CD0142	-	-	-	-	-	-	-	-
<b>Totals</b>	<b>\$ 3,240,875</b>	<b>\$ 1,425,529</b>	<b>\$ 870,038</b>	<b>\$ 543,475</b>	<b>\$ 623,174</b>	<b>\$ 2,390,353</b>	<b>\$ 2,673,472</b>	<b>\$ 1,645,863</b>

**Allocation**  
**September 30, 2021**

(continued)

<b>Book &amp; Market Value</b>	<b>Street Maint.</b>	<b>VERF</b>	<b>MDD</b>	<b>Health Insurance</b>	<b>Station O&amp;M PID</b>	<b>American Rescue Plan</b>	<b>EDC</b>
ANB MMA	\$ 779,621	\$ 479,528	\$ 666,622	\$ 685,329	\$ (411)	\$ 3,226,944	\$ 1,791,119
NexBank IntraFi MMA	—	427,043	337,747	185,125	—	—	1,044,785
TexPool	—	—	—	—	—	—	—
12/30/21—Citizens Bank CD5043	—	—	—	—	—	—	—
01/06/22—Texas Security Bank CD2528	—	—	—	—	—	—	—
01/07/22—Citizens Bank CD5723	—	—	—	—	—	—	—
01/07/22—Citizens Bank CD5733	—	—	—	—	—	—	—
01/07/22—Citizens Bank CD5743	—	—	—	—	—	—	—
04/06/22—Texas Security Bank CD2530	—	—	—	—	—	—	—
04/06/22—Texas Security Bank CD2529	—	—	—	—	—	—	—
06/30/22—Prosperity Bank CD0135	—	—	—	—	—	—	—
06/30/22—Prosperity Bank CD0136	—	—	—	—	—	—	—
06/30/22—Origin Bank CD1735	—	—	—	—	—	—	—
06/30/22—Origin Bank CD9857	—	—	—	—	—	—	—
06/30/22—Origin Bank CD7978	—	—	—	—	—	—	—
07/07/22—Citizens Bank CD5763	—	—	—	—	—	—	—
07/07/22—Citizens Bank CD5773	—	—	—	—	—	—	—
07/07/22—Citizens Bank CD5783	—	—	—	—	—	—	—
07/25/22—Prosperity Bank CD0141	—	—	—	—	—	—	—
07/25/22—Prosperity Bank CD0142	—	—	—	—	—	—	—
<b>Totals</b>	<b>\$ 779,621</b>	<b>\$ 906,572</b>	<b>\$ 1,004,369</b>	<b>\$ 870,454</b>	<b>\$ (411)</b>	<b>\$ 3,226,944</b>	<b>\$ 2,835,903</b>

**Portfolio Summary**  
**City of Sachse, TX**  
**December 31, 2021**

Safety - Investment Type

Investment Type	Book Value	Percent
Money Market Account*	\$ 57,671,473	76.0%
Investment Pools	2,064,453	2.7%
CD's	16,125,417	21.3%
<b>Total*</b>	<b>\$ 75,861,346</b>	<b>100%</b>

\*(Includes Sachse EDC Money Market)

Liquidity - Investments by Maturity Date

Under 30 days	\$ 63,770,095	84%
31 - 90 days		0%
91 - 180 days	2,031,764	3%
181 - 365 days	10,059,487	13%
366 - 760 days	0	0%
<b>Total Principal Invested</b>	<b>\$ 75,861,346</b>	<b>100%</b>

Portfolio Yield	Fiscal YTD Interest	Int Earned this QTR	(FYTD) Percent of total
<b>Portfolio</b>			
Debt Service	\$ 2,375	\$ 2,375	4.14%
General Fund	\$ 11,469	11,469	19.98%
Water and Sewer Fund	\$ 19,691	19,691	34.30%
Capital Project Fund	\$ 12,287	12,287	21.40%
Special Revenue Fund	\$ 1,519	1,519	2.65%
Impact Fee Fund	\$ 4,841	4,841	8.43%
Street Maintenance Fund	\$ 570	\$ 570	0.99%
Vehicle/Equipment Fund	\$ 428	\$ 428	0.74%
Municipal Development District	\$ 854	\$ 854	1.49%
Health Insurance Fund	\$ 707	707	1.23%
Sachse EDC	\$ 2,463	2,463	4.29%
TIRZ#2	\$ 37	\$ 37	0.06%
RESCUE Plan	\$ 166	\$ 166	0.29%
<b>Total Portfolios</b>	<b>\$ 57,405</b>	<b>\$ 57,405</b>	<b>100.00%</b>

Portfolio Balance

Portfolio	Beginning Balances	Ending Book Balances	Change
Debt Service	\$ 1,088,682	\$ 6,428,002	\$ 5,339,320.00
General Fund	12,743,717	18,920,895	6,177,178.00
Water and Sewer Fund	17,552,672	18,409,589	856,917.00
Capital Project Fund	14,475,226	13,928,839	(546,387.00)
Special Revenue Fund	2,036,687	1,893,066	(143,621.00)
Impact Fee Fund	6,709,688	6,246,077	(463,611.00)
Street Maintenance Fund	779,621	931,675	152,054.00
Vehicle/Equipment Fund	906,572	893,340	(13,232.00)
Municipal Development District	1,004,369	1,136,712	132,343.00
Health Insurance Fund	870,454	932,808	62,354.00
Sachse EDC	2,835,903	2,863,687	27,784.00
PGBT	0	0	0.00
TIRZ#2 Station	46,831	46,735	(96.00)
Station O&M PID	(411)	(411)	0.00
RESCUE Plan	3,226,944	3,227,110	166.00
Hotel Occupancy	0	3,223	3,223.00
<b>Total Portfolios</b>	<b>\$ 64,276,955</b>	<b>\$ 75,861,346</b>	<b>\$ 11,584,392</b>

Historical Interest Rates

	October	November	December
<b>Pooled Money Market Account</b>			
2021	0.3100%	0.3100%	0.3100%
2020	0.3500%	0.3500%	0.3500%
2019	0.2000%	0.2000%	0.2000%
<b>Tex Pool</b>			
2021	0.0354%	0.0381%	0.0376%
2020	0.1335%	0.1231%	0.0909%
2019	1.9115%	1.6774%	1.6226%

City of Sachse, TX  
Investment Portfolios  
October 31, 2021

Source	Description	Cusip/ Ref	Purchase Date	Maturity Date	Coupon (Int. Rate)	Days to Maturity	Principal Invested	Book Value			Market Value		
								Beginning of Month	Change	End of Month	Beginning of Month	Change	End of Month
<b>Debt Service</b>													
GO Bond I&S Fund	Money Market	114512	10/31/2021	11/1/2021	0.3500%	1	1,084,543	1,084,543	1,932,963	3,017,506	1,084,543	1,932,963	3,017,506
GO Bond I&S Fund	Money Market	NexBank	10/31/2021	11/1/2021	0.4500%	1	4,140	4,140	1	4,141	4,140	1	4,141
GO Bond I&S Fund	TexPool	1111-000	10/31/2021	11/1/2021	0.0189%	1	0	0	0	0	0	0	0
<b>Total</b>							<b>1,088,682</b>	<b>1,088,682</b>	<b>1,932,964</b>	<b>3,021,647</b>	<b>1,088,682</b>	<b>1,932,964</b>	<b>3,021,647</b>
<b>General Fund</b>													
General Fund	TexPool	1111-000	10/31/2021	11/1/2021	0.0189%	1	0	0	0	0	0	0	0
General Fund	Money Market	114512	10/31/2021	11/1/2021	0.3500%	1	6,595,322	6,595,322	(840,515)	5,754,807	6,595,322	(840,515)	5,754,807
General Fund	Money Market	NexBank	10/31/2021	11/1/2021	0.4500%	1	107,266	107,266	35	107,301	107,266	35	107,301
General Fund	CD	Origin 1735	6/30/2021	6/30/2022	0.2500%	242	1,000,000	1,000,630	213	1,000,843	1,000,630	213	1,000,843
General Fund	CD	Prosperity 135	6/30/2021	6/30/2022	0.2000%	242	1,009,420	1,009,929	166	1,010,095	1,009,929	166	1,010,095
General Fund	CD	Citizens 5733	1/7/2021	1/7/2022	0.6500%	68	1,000,000	1,004,862	552	1,005,414	1,004,862	552	1,005,414
General Fund	CD	Citizens 5773	1/7/2021	7/7/2022	0.6500%	249	1,000,000	1,004,862	552	1,005,414	1,004,862	552	1,005,414
General Fund	CD	Prosperity 142	7/23/2021	7/25/2022	0.2000%	267	1,007,014	1,007,356	166	1,007,522	1,007,356	166	1,007,522
General Fund	CD	Texas Sec 530	4/6/2020	4/6/2022	0.9500%	157	1,000,000	1,013,491	807	1,014,298	1,013,491	807	1,014,298
<b>Total</b>							<b>12,719,022</b>	<b>12,743,717</b>	<b>(838,024)</b>	<b>11,905,693</b>	<b>12,743,717</b>	<b>(838,024)</b>	<b>11,905,693</b>
<b>Water and Sewer Fund</b>													
W/S Restricted Fund	Money Market	114512	10/31/2021	11/1/2021	0.3500%	1	293,080	293,080	0	293,080	293,080	0	293,080
W/S Operations	Money Market	114512	10/31/2021	11/1/2021	0.3500%	1	8,142,938	8,142,938	906,641	9,049,579	8,142,938	906,641	9,049,579
W/S Operations	Money Market	NexBank	10/31/2021	11/1/2021	0.4500%	1	112,664	112,664	0	112,664	112,664	0	112,664
W/S 2017CO	Money Market	3886 2017CO	10/31/2021	11/1/2021	1.4700%	1	1,939,908	1,939,908	659	1,940,567	1,939,908	659	1,940,567
W/S Operations	TexPool	1111-000	10/31/2021	11/1/2021	0.0189%	1	5,109	5,109	0	5,109	5,109	0	5,109
W/S 2017CO	Money Market	14512 2017CO	10/31/2021	11/1/2021	0.3500%	1	0	0	0	0	0	0	0
W/S Operations	CD	Origin 9857	6/30/2021	6/30/2022	0.2500%	242	1,000,000	1,000,630	213	1,000,843	1,000,630	213	1,000,843
W/S Operations	CD	Citizens 5723	1/7/2021	1/7/2022	0.6500%	68	1,000,000	1,004,862	552	1,005,414	1,004,862	552	1,005,414
W/S Operations	CD	Citizens 5763	1/7/2021	7/7/2022	0.6500%	249	1,000,000	1,004,862	552	1,005,414	1,004,862	552	1,005,414
W/S Operations	CD	Citizens 5043	12/20/2020	12/20/2021	0.9000%	50	1,000,000	1,012,436	769	1,013,205	1,012,436	769	1,013,205
W/S Operations	CD	Prosperity 136	6/30/2021	6/30/2022	0.2000%	242	1,009,420	1,009,929	166	1,010,095	1,009,929	166	1,010,095
W/S Operations	CD	exas Sec 2528	4/6/2020	1/6/2022	0.9500%	67	1,000,000	1,012,773	764	1,013,537	1,012,773	764	1,013,537
W/S Operations	CD	Tex Sec 2529	4/6/2020	4/6/2022	0.9500%	157	1,000,000	1,013,482	807	1,014,289	1,013,482	807	1,014,289
<b>Total</b>							<b>17,503,119</b>	<b>17,552,672</b>	<b>911,123</b>	<b>18,463,794</b>	<b>17,552,672</b>	<b>911,123</b>	<b>18,463,794</b>
<b>Capital Project Funds</b>													
Capital Project Funds	Money Market	114512	10/31/2021	11/1/2021	0.3500%	1	1,856,102	1,856,102	(18,455)	1,837,647	1,856,102	(18,455)	1,837,647
Capital Project Funds	Money Market	NexBank	10/31/2021	11/1/2021	0.4500%	1	4,330,142	4,330,142	1,550	4,331,692	4,330,142	1,550	4,331,692
Capital Project Funds	TexPool	1111-000	10/31/2021	11/1/2021	0.0189%	1	605,499	605,499	18	605,517	605,499	18	605,517
Capital Project Funds	CD	Prosperity CD141	7/23/2021	7/25/2022	0.2000%	267	1,007,014	1,007,356	166	1,007,522	1,007,356	166	1,007,522
Capital Project Funds	CD	itizens CD5743	1/7/2021	1/7/2022	0.6500%	68	1,000,000	1,004,862	552	1,005,414	1,004,862	552	1,005,414
Capital Project Funds	CD	itizens CD5783	1/7/2021	7/7/2022	0.6500%	249	1,000,000	1,004,862	552	1,005,414	1,004,862	552	1,005,414
2017A CO Bonds	Money Market	114512	10/31/2021	11/1/2021	0.3500%	1	0	0	0	0	0	0	0
2017A CO Bonds	TexPool	2017A CO	10/31/2021	11/1/2021	0.0189%	1	0	0	0	0	0	0	0
2017A CO Bonds	Money Market	Nexbank 2017A	10/31/2021	11/1/2021	0.4500%	1	3,240,875	3,240,875	1,112	3,241,987	3,240,875	1,112	3,241,987
2019/2020 Tax Notes	TexPool	1111-000	10/31/2021	11/1/2021	0.0189%	1	1,425,529	1,425,529	43	1,425,572	1,425,529	43	1,425,572
<b>Total</b>							<b>14,465,161</b>	<b>14,475,226</b>	<b>(14,462)</b>	<b>14,460,763</b>	<b>14,475,226</b>	<b>(14,462)</b>	<b>14,460,763</b>
<b>Special Revenue Funds</b>													
Restricted Park Development Fee Fur	Money Market	114512	10/31/2021	11/1/2021	0.3500%	1	784,777	784,777	(396)	784,381	784,777	(396)	784,381
Restricted Park Development Fee Fur	Money Market	NexBank	10/31/2021	11/1/2021	0.4500%	1	85,261	85,261	609	85,870	85,261	609	85,870
Restricted Park Development Fee Fur	TexPool	1111-000	10/31/2021	11/1/2021	0.0189%	1	0	0	0	0	0	0	0
CARES ACT	Money Market	14512/CARES	10/31/2021	11/1/2021	0.3500%	1	543,475	543,475	(34,546)	508,929	543,475	(34,546)	508,929
Restricted General Fund	Money Market	114512	10/31/2021	11/1/2021	0.3500%	1	561,311	561,311	4,181	565,492	561,311	4,181	565,492
Restricted General Fund	Money Market	NexBank	10/31/2021	11/1/2021	0.4500%	1	61,863	61,863	(562)	61,301	61,863	(562)	61,301
Restricted General Fund	TexPool	1111-000	10/31/2021	11/1/2021	0.0189%	1	0	0	0	0	0	0	0
<b>Total</b>							<b>2,036,687</b>	<b>2,036,687</b>	<b>(30,714)</b>	<b>2,005,973</b>	<b>2,036,687</b>	<b>(30,714)</b>	<b>2,005,973</b>
<b>Impact Fee Fund</b>													
Restricted Water Impact Fee	Money Market	114512	10/31/2021	11/1/2021	0.3500%	1	1,450,841	1,450,841	6,823	1,457,664	1,450,841	6,823	1,457,664
Restricted Water Impact Fee	CD	Origin 7978	10/31/2021	6/30/2022	0.2500%	242	333,333	368,642	7,966	376,608	368,642	7,966	376,608
Restricted Water Impact Fee	Money Market	NexBank	10/31/2021	11/1/2021	0.4500%	1	472,383	472,383	29,734	502,117	472,383	29,734	502,117
Restricted Water Impact Fee	TexPool	1111-000	12/31/2017	1/1/2018	0.0189%	1	98,487	98,487	6,168	104,655	98,487	6,168	104,655
Restricted Sewer Impact Fee	Money Market	114512	10/31/2021	11/1/2021	0.3500%	1	1,652,923	1,652,923	(33,940)	1,618,983	1,652,923	(33,940)	1,618,983
Restricted Sewer Impact Fee	CD	Origin 7978	10/31/2021	6/30/2022	0.2500%	242	333,333	370,166	48,121	418,287	370,166	48,121	418,287
Restricted Sewer Impact Fee	Money Market	NexBank	10/31/2021	11/1/2021	0.4500%	1	538,179	538,179	19,506	557,685	538,179	19,506	557,685

City of Sachse, TX  
Investment Portfolios  
October 31, 2021

Source	Description	Cusip/ Ref	Purchase Date	Maturity Date	Coupon (Int. Rate)	Days to Maturity	Principal Invested	Book Value			Market Value		
								Beginning of Month	Change <sup>1</sup>	End of Month	Beginning of Month	Change	End of Month
Restricted Sewer Impact Fee	TexPool	1111-000	12/31/2017	1/1/2018	0.0189%	1	112,204	112,204	4,033	116,237	112,204	4,033	116,237
Restricted Roadway Impact Fee	Money Market	114512	10/31/2021	11/1/2021	0.3500%	1	993,230	993,230	(196,106)	797,124	993,230	(196,106)	797,124
Restricted Roadway Impact Fee	CD	Origin 7978	10/31/2021	6/30/2022	0.2500%	242	333,333	261,822	(55,874)	205,948	261,822	(55,874)	205,948
Restricted Roadway Impact Fee	Money Market	NexBank	10/31/2021	11/1/2021	0.4500%	1	323,388	323,388	(48,806)	274,582	323,388	(48,806)	274,582
Restricted Roadway Impact Fee	TexPool	1111-000	12/31/2017	1/1/2018	0.0189%	1	331,307	67,423	(10,192)	57,231	67,423	(10,192)	57,231
<b>Total</b>							<b>6,972,941</b>	<b>6,709,688</b>	<b>(222,567)</b>	<b>6,487,120</b>	<b>6,709,688</b>	<b>(222,567)</b>	<b>6,487,120</b>
<b>Street Maintenance Fund</b>													
Street Maintenance Tax	Money Market	114512	10/31/2021	11/1/2021	0.3500%	1	779,621	779,621	44,247	823,868	779,621	44,247	823,868
<b>Total</b>							<b>779,621</b>	<b>779,621</b>	<b>44,247</b>	<b>823,868</b>	<b>779,621</b>	<b>44,247</b>	<b>823,868</b>
<b>Health Insurance Fund</b>													
Health Insurance	Money Market	114512	10/31/2021	11/1/2021	0.3500%	1	685,329	685,329	140,685	826,014	685,329	140,685	826,014
Health Insurance	Money Market	NexBank	10/31/2021	11/1/2021	0.0189%	1	185,125	185,125	60	185,185	185,125	60	185,185
<b>Total</b>							<b>870,454</b>	<b>870,454</b>	<b>140,745</b>	<b>1,011,199</b>	<b>870,454</b>	<b>140,745</b>	<b>1,011,199</b>
<b>EDC Fund</b>													
EDC PMMKT	Money Market	114512	10/31/2021	11/1/2021	0.2700%	1	1,791,119	1,791,119	49,732	1,840,851	1,791,119	49,732	1,840,851
EDC PMMKT	Money Market	NexBank	10/31/2021	11/1/2021	0.4500%	1	1,044,785	1,044,785	340	1,045,125	1,044,785	340	1,045,125
<b>Total</b>							<b>2,835,904</b>	<b>2,835,903</b>	<b>50,072</b>	<b>2,885,976</b>	<b>2,835,903</b>	<b>50,072</b>	<b>2,885,976</b>
<b>Vehicle/Equipment Replacement Fund</b>													
VERF	Money Market	114512	10/31/2021	11/1/2021	0.3500%	1	479,528	479,528	(5,310)	474,218	479,528	(5,310)	474,218
VERF	Money Market	NexBank	10/31/2021	11/1/2021	0.4500%	1	427,043	427,043	139	427,182	427,043	139	427,182
<b>Total</b>							<b>906,571</b>	<b>906,572</b>	<b>(5,171)</b>	<b>901,400</b>	<b>906,572</b>	<b>(5,171)</b>	<b>901,400</b>
<b>Municipal Development District</b>													
Municipal Development District	Money Market	114512	10/31/2021	11/1/2021	0.3500%	1	666,622	666,622	39,995	706,617	666,622	39,995	706,617
Municipal Development District	Money Market	NexBank	10/31/2021	11/1/2021	0.4500%	1	337,747	337,747	110	337,857	337,747	110	337,857
<b>Total</b>							<b>1,004,369</b>	<b>1,004,369</b>	<b>40,105</b>	<b>1,044,474</b>	<b>1,004,369</b>	<b>40,105</b>	<b>1,044,474</b>
<b>PGBT</b>													
PGBT	Money Market	114512	10/31/2021	11/1/2021	0.3500%	1	0	0	0	0	0	0	0
<b>Total</b>							<b>0</b>	<b>0</b>	<b>0</b>	<b>0</b>	<b>0</b>	<b>0</b>	<b>0</b>
<b>TIR#2 Station</b>													
TIR#2 Station	Money Market	114512	10/31/2021	11/1/2021	0.3500%	1	46,831	46,831	(120)	46,711	46,831	(120)	46,711
<b>Total</b>							<b>46,831</b>	<b>46,831</b>	<b>(120)</b>	<b>46,711</b>	<b>46,831</b>	<b>(120)</b>	<b>46,711</b>
<b>Station O&amp;M PID</b>													
Station O&M PID	Money Market	114512	10/31/2021	11/1/2021	0.3500%	1	(411)	(411)		(411)	(411)	0	(411)
<b>Total</b>							<b>(411)</b>	<b>(411)</b>	<b>0</b>	<b>(411)</b>	<b>(411)</b>	<b>0</b>	<b>(411)</b>
<b>American Rescue Plan</b>													
American Rescue Plan	Money Market	114512	10/31/2021	11/1/2021	0.0000%	1	3,226,944	3,226,944	27	3,226,971	3,226,944	27	3,226,971
<b>Total</b>							<b>3,226,944</b>	<b>3,226,944</b>	<b>27</b>	<b>3,226,971</b>	<b>3,226,944</b>	<b>27</b>	<b>3,226,971</b>
<b>Total</b>							<b>64,455,895</b>	<b>64,276,955</b>	<b>2,008,224</b>	<b>66,285,178</b>	<b>64,276,955</b>	<b>2,008,224</b>	<b>66,285,178</b>

Summary of Portfolios by Security Type  
10/31/21

Security Type	Percent of Total ( Book Value)	Average # of days	Average Yield	Principal Invested	Book Value			Market Value		
					Beginning of Month	Change	End of Month	Beginning of Month	Change	End of Month
Money Market Account	70.67%	1	0.3948%	44,844,894	44,844,894	2,000,393	46,845,287	44,844,894	2,000,393	46,845,287
TexPool	3.49%	1	0.0189%	2,578,135	2,314,251	70	2,314,321	2,314,251	70	2,314,321
CD's	25.84%	184	0.5105%	17,032,867	17,117,814	7,762	17,125,576	17,117,814	7,762	17,125,576
<b>Total</b>	<b>100.00%</b>			<b>64,455,896</b>	<b>64,276,955</b>	<b>2,008,225</b>	<b>66,285,178</b>	<b>64,276,955</b>	<b>2,008,225</b>	<b>66,285,178</b>

<sup>1</sup>Change = Investment activity including earnings, deposits and withdrawals.

City of Sachse, TX  
Investment Portfolios  
November 30, 2021

Source	Description	Cusip/ Ref	Purchase Date	Maturity Date	Coupon (Int. Rate)	Days to Maturity	Principal Invested	Book Value			Market Value		
								Beginning of Month	Change <sup>1</sup>	End of Month	Beginning of Month	Change	End of Month
<b>Debt Service</b>													
GO Bond I&S Fund	Money Market	114512	11/30/2021	12/1/2021	0.3500%	1	3,017,506	3,017,506	259,767	3,277,273	3,017,506	259,767	3,277,273
GO Bond I&S Fund	Money Market	NexBank	11/30/2021	12/1/2021	0.4000%	1	4,141	4,141	2	4,143	4,141	2	4,143
GO Bond I&S Fund	TexPool	1111-000	11/30/2021	12/1/2021	0.0222%	1	0	0	0	0	0	0	0
<b>Total</b>							<b>3,021,648</b>	<b>3,021,647</b>	<b>259,769</b>	<b>3,281,415</b>	<b>3,021,647</b>	<b>259,769</b>	<b>3,281,415</b>
<b>General Fund</b>													
General Fund	TexPool	1111-000	11/30/2021	12/1/2021	0.0222%	1	0	0	0	0	0	0	0
General Fund	Money Market	114512	11/30/2021	12/1/2021	0.3500%	1	5,754,807	5,754,807	(177,615)	5,577,192	5,754,807	(177,615)	5,577,192
General Fund	Money Market	NexBank	11/30/2021	12/1/2021	0.4000%	1	107,301	107,301	35	107,336	107,301	35	107,336
General Fund	CD	Origin 1735	6/30/2021	6/30/2022	0.2500%	212	1,000,000	1,000,843	205	1,001,048	1,000,843	205	1,001,048
General Fund	CD	rosperity 135	6/30/2021	6/30/2022	0.2000%	212	1,009,420	1,010,095	172	1,010,267	1,010,095	172	1,010,267
General Fund	CD	Citizens 5733	1/7/2021	1/7/2022	0.6500%	38	1,000,000	1,005,414	534	1,005,948	1,005,414	534	1,005,948
General Fund	CD	Citizens 5773	1/7/2021	7/7/2022	0.6500%	219	1,000,000	1,005,414	534	1,005,948	1,005,414	534	1,005,948
General Fund	CD	rosperity 142	7/23/2021	7/25/2022	0.2000%	237	1,007,014	1,007,522	171	1,007,693	1,007,522	171	1,007,693
General Fund	CD	exas Sec 530	4/6/2020	4/6/2022	0.9500%	127	1,000,000	1,014,298	781	1,015,079	1,014,298	781	1,015,079
<b>Total</b>							<b>11,878,542</b>	<b>11,905,693</b>	<b>(175,183)</b>	<b>11,730,511</b>	<b>11,905,693</b>	<b>(175,183)</b>	<b>11,730,511</b>
<b>Water and Sewer Fund</b>													
W/S Restricted Fund	Money Market	114512	11/30/2021	12/1/2021	0.3500%	1	293,080	293,080	0	293,080	293,080	0	293,080
W/S Operations	Money Market	114512	11/30/2021	12/1/2021	0.3500%	1	9,049,579	9,049,579	562,380	9,611,959	9,049,579	562,380	9,611,959
W/S Operations	Money Market	NexBank	11/30/2021	12/1/2021	0.4000%	1	112,664	112,664	0	112,664	112,664	0	112,664
W/S 2017CO	Money Market	3886 2017CO	11/30/2021	12/1/2021	1.4700%	1	1,940,567	1,940,567	638	1,941,205	1,940,567	638	1,941,205
W/S Operations	TexPool	1111-000	11/30/2021	12/1/2021	0.0222%	1	5,109	5,109	0	5,109	5,109	0	5,109
W/S 2017CO	Money Market	4512 2017CO	11/30/2021	12/1/2021	0.0222%	1	0	0	0	0	0	0	0
W/S Operations	CD	Origin 9857	6/30/2021	6/30/2022	0.2500%	212	1,000,000	1,000,843	205	1,001,048	1,000,843	205	1,001,048
W/S Operations	CD	Citizens 5723	1/7/2021	1/7/2022	0.6500%	38	1,000,000	1,005,414	534	1,005,948	1,005,414	534	1,005,948
W/S Operations	CD	Citizens 5763	1/7/2021	7/7/2022	0.6500%	219	1,000,000	1,005,414	534	1,005,948	1,005,414	534	1,005,948
W/S Operations	CD	Citizens 5043	12/30/2020	12/20/2021	0.9000%	20	1,013,205	1,013,205	744	1,013,949	1,013,205	744	1,013,949
W/S Operations	CD	rosperity 136	6/30/2021	6/30/2022	0.2000%	212	1,009,420	1,010,095	172	1,010,267	1,010,095	172	1,010,267
W/S Operations	CD	exas Sec 2528	4/6/2020	1/6/2022	0.9500%	37	1,000,000	1,013,537	740	1,014,277	1,013,537	740	1,014,277
W/S Operations	CD	Tex Sec 2529	4/6/2020	4/6/2022	0.9500%	127	1,000,000	1,014,289	781	1,015,070	1,014,289	781	1,015,070
<b>Total</b>							<b>18,423,624</b>	<b>18,463,794</b>	<b>566,728</b>	<b>19,030,522</b>	<b>18,463,794</b>	<b>566,728</b>	<b>19,030,522</b>
<b>Capital Project Funds</b>													
Capital Project Funds	Money Market	114512	11/30/2021	12/1/2021	0.3500%	1	1,837,647	1,837,647	(520,958)	1,316,689	1,837,647	(520,958)	1,316,689
Capital Project Funds	Money Market	NexBank	11/30/2021	12/1/2021	0.4000%	1	4,331,692	4,331,692	11,067	4,342,759	4,331,692	11,067	4,342,759
Capital Project Funds	TexPool	1111-000	5/31/2019	6/1/2019	0.4000%	1	605,517	605,517	22,190	627,707	605,517	22,190	627,707
Capital Project Funds	CD	rosperity CD141	7/23/2021	7/25/2022	0.2000%	237	1,007,014	1,007,522	171	1,007,693	1,007,522	171	1,007,693
Capital Project Funds	CD	izens CD5783	1/7/2021	7/7/2022	0.6500%	219	1,000,000	1,005,414	534	1,005,948	1,005,414	534	1,005,948
Capital Project Funds	CD	izens CD5743	1/7/2021	1/7/2022	0.6500%	38	1,000,000	1,005,414	534	1,005,948	1,005,414	534	1,005,948
2017A CO Bonds	Money Market	114512	11/30/2021	12/1/2021	0.3500%	1	0	0	0	0	0	0	0
2017A CO Bonds	TexPool	2017A CO	11/30/2021	12/1/2021	0.0222%	1	0	0	0	0	0	0	0
2017A CO Bonds	Money Market	NexBank	11/30/2021	12/1/2021	0.0222%	1	3,241,987	3,241,987	(8,552)	3,233,435	3,241,987	(8,552)	3,233,435
2019/2020 Tax Notes	TexPool	1111-000	11/30/2021	12/1/2021	0.0222%	1	1,425,572	1,425,572	(22,123)	1,403,449	1,425,572	(22,123)	1,403,449
<b>Total</b>							<b>14,449,430</b>	<b>14,460,763</b>	<b>(517,137)</b>	<b>13,943,627</b>	<b>14,460,763</b>	<b>(517,137)</b>	<b>13,943,627</b>
<b>Special Revenue Funds</b>													
Restricted Park Development Fee Fur	Money Market	114512	11/30/2021	12/1/2021	0.3500%	1	784,381	784,381	913	785,294	784,381	913	785,294
Restricted Park Development Fee Fur	Money Market	NexBank	11/30/2021	12/1/2021	0.4000%	1	85,870	85,870	(699)	85,171	85,870	(699)	85,171
Restricted Park Development Fee Fur	TexPool	1111-000	11/30/2021	12/1/2021	0.0000%	1	0	0	0	0	0	0	0
CARES ACT	Money Market	14512/CARES	11/30/2021	12/1/2021	0.3500%	1	508,929	508,929	132	509,061	508,929	132	509,061
Restricted General Fund	Money Market	114512	11/30/2021	12/1/2021	0.3500%	1	565,492	565,492	12,148	577,640	565,492	12,148	577,640
Restricted General Fund	Money Market	NexBank	11/30/2021	12/1/2021	0.4000%	1	61,301	61,301	748	62,049	61,301	748	62,049
Restricted General Fund	TexPool	1111-000	11/30/2021	12/1/2021	0.0000%	1	0	0	0	0	0	0	0
<b>Total</b>							<b>2,005,973</b>	<b>2,005,973</b>	<b>13,242</b>	<b>2,019,216</b>	<b>2,005,973</b>	<b>13,242</b>	<b>2,019,216</b>
<b>Impact Fee Fund</b>													
Restricted Water Impact Fee	Money Market	114512	11/30/2021	12/1/2021	0.3500%	1	1,457,664	1,457,664	57,921	1,515,585	1,457,664	57,921	1,515,585
Restricted Water Impact Fee	CD	Origin 7978	11/30/2021	6/30/2022	0.2500%	212	333,333	376,608	29,447	406,055	376,608	29,447	406,055
Restricted Water Impact Fee	Money Market	NexBank	11/30/2021	12/1/2021	0.4000%	1	502,117	502,117	39,329	541,446	502,117	39,329	541,446
Restricted Water Impact Fee	TexPool	1111-000	12/31/2017	1/1/2018	0.0222%	1	104,655	104,655	(93,247)	11,408	104,655	(93,247)	11,408
Restricted Sewer Impact Fee	Money Market	114512	11/30/2021	12/1/2021	0.3500%	1	1,618,983	1,618,983	56,771	1,675,754	1,618,983	56,771	1,675,754
Restricted Sewer Impact Fee	CD	Origin 7978	11/30/2021	6/30/2022	0.2500%	212	333,333	418,287	30,680	448,967	418,287	30,680	448,967
Restricted Sewer Impact Fee	Money Market	NexBank	11/30/2021	12/1/2021	0.4000%	1	557,685	557,685	40,982	598,667	557,685	40,982	598,667

City of Sachse, TX  
Investment Portfolios  
November 30, 2021

Source	Description	Cusip/ Ref	Purchase Date	Maturity Date	Coupon (Int. Rate)	Days to Maturity	Book Value			Market Value			
							Principal Invested	Beginning of Month	Change <sup>1</sup>	End of Month	Beginning of Month	Change	End of Month
Restricted Sewer Impact Fee	TexPool	1111-000	12/31/2017	1/1/2018	0.0222%	1	116,237	116,237	(103,624)	12,613	116,237	(103,624)	12,613
Restricted Roadway Impact Fee	Money Market	114512	11/30/2021	12/1/2021	0.3500%	1	797,124	797,124	(252,090)	545,034	797,124	(252,090)	545,034
Restricted Roadway Impact Fee	CD	Origin 7978	11/30/2021	6/30/2022	0.2500%	212	333,333	205,948	(59,923)	146,025	205,948	(59,923)	146,025
Restricted Roadway Impact Fee	Money Market	NexBank	11/30/2021	12/1/2021	0.4000%	1	274,582	274,582	(79,868)	194,714	274,582	(79,868)	194,714
Restricted Roadway Impact Fee	TexPool	1111-000	12/31/2017	1/1/2018	0.0222%	1	57,231	57,231	(53,129)	4,102	57,231	(53,129)	4,102
<b>Total</b>							<b>6,486,277</b>	<b>6,487,120</b>	<b>(386,751)</b>	<b>6,100,371</b>	<b>6,487,120</b>	<b>(386,751)</b>	<b>6,100,371</b>
Street Maintenance Fund													
Street Maintenance Tax	Money Market	114512	11/30/2021	12/1/2021	0.3500%	1	823,868	823,868	58,742	882,610	823,868	58,742	882,610
<b>Total</b>							<b>823,868</b>	<b>823,868</b>	<b>58,742</b>	<b>882,610</b>	<b>823,868</b>	<b>58,742</b>	<b>882,610</b>
Health Insurance Fund													
Health Insurance	Money Market	114512	11/30/2021	12/1/2021	0.3500%	1	826,014	826,014	27,973	853,987	826,014	27,973	853,987
Health Insurance	Money Market	NexBank	11/30/2021	12/1/2021	0.4000%	1	185,185	185,185	62	185,247	185,185	62	185,247
<b>Total</b>							<b>1,011,199</b>	<b>1,011,199</b>	<b>28,035</b>	<b>1,039,234</b>	<b>1,011,199</b>	<b>28,035</b>	<b>1,039,234</b>
EDC Fund													
EDC PMMKT	Money Market	114512	11/30/2021	12/1/2021	0.2700%	1	1,840,851	1,840,851	(64,807)	1,776,044	1,840,851	(64,807)	1,776,044
EDC PMMKT	Money Market	NexBank	11/30/2021	12/1/2021	0.4000%	1	1,045,125	1,045,125	347	1,045,472	1,045,125	347	1,045,472
<b>Total</b>							<b>2,885,976</b>	<b>2,885,976</b>	<b>(64,460)</b>	<b>2,821,517</b>	<b>2,885,976</b>	<b>(64,460)</b>	<b>2,821,517</b>
Vehicle/Equipment Replacement Fund													
VERF	Money Market	114512	11/30/2021	12/1/2021	0.3500%	1	474,218	474,218	(4,557)	469,661	474,218	(4,557)	469,661
VERF	Money Market	NexBank	11/30/2021	12/1/2021	0.4000%	1	427,182	427,182	142	427,324	427,182	142	427,324
<b>Total</b>							<b>901,400</b>	<b>901,400</b>	<b>(4,415)</b>	<b>896,986</b>	<b>901,400</b>	<b>(4,415)</b>	<b>896,986</b>
Municipal Development District													
Municipal Development District	Money Market	114512	11/30/2021	12/1/2021	0.3500%	1	706,617	706,617	56,805	763,422	706,617	56,805	763,422
Municipal Development District	Money Market	NexBank	11/30/2021	12/1/2021	0.4000%	1	337,857	337,857	112	337,969	337,857	112	337,969
<b>Total</b>							<b>1,044,474</b>	<b>1,044,474</b>	<b>56,917</b>	<b>1,101,392</b>	<b>1,044,474</b>	<b>56,917</b>	<b>1,101,392</b>
PGBT													
PGBT	Money Market	114512	11/30/2021	12/1/2021	0.3500%	1	0	0	0	0	0	0	0
<b>Total</b>							<b>0</b>	<b>0</b>	<b>0</b>	<b>0</b>	<b>0</b>	<b>0</b>	<b>0</b>
TIRZ#2 Station													
TIRZ#2 Station	Money Market	114512	11/30/2021	12/1/2021	0.3500%	1	46,711	46,711	12	46,723	46,711	12	46,723
<b>Total</b>							<b>46,711</b>	<b>46,711</b>	<b>12</b>	<b>46,723</b>	<b>46,711</b>	<b>12</b>	<b>46,723</b>
Station O&M PID													
Station O&M PID	Money Market	114512	11/30/2021	12/1/2021	0.3500%	1	(411)	(411)	0	(411)	(411)	0	(411)
<b>Total</b>							<b>(411)</b>	<b>(411)</b>	<b>0</b>	<b>(411)</b>	<b>(411)</b>	<b>0</b>	<b>(411)</b>
American Rescue Plan													
American Rescue Plan	Money Market	114512	11/30/2021	12/1/2021	0.3500%	1	3,226,971	3,226,971	27	3,226,998	3,226,971	27	3,226,998
<b>Total</b>							<b>3,226,971</b>	<b>3,226,971</b>	<b>27</b>	<b>3,226,998</b>	<b>3,226,971</b>	<b>27</b>	<b>3,226,998</b>
<b>Total</b>							<b>66,205,682</b>	<b>66,285,178</b>	<b>(164,474)</b>	<b>66,120,710</b>	<b>66,285,178</b>	<b>(164,474)</b>	<b>66,120,710</b>

Summary of Portfolios by Security Type  
11/30/21

Security Type	Percent of Total ( Book Value)	Average # of days	Average Yield	Book Value			Market Value			
				Principal Invested	Beginning of Month	Change	End of Month	Beginning of Month	Change	End of Month
Money Market Account	70.97%	1	0.3780%	46,845,287	46,845,287	77,909	46,923,196	46,845,287	77,909	46,923,196
TexPool	3.12%	1	0.0525%	2,314,321	2,314,321	-249,933	2,064,388	2,314,321	-249,933	2,064,388
CD's	25.91%	160	0.5105%	17,046,072	17,125,576	7,550	17,133,126	17,125,576	7,550	17,133,126
<b>Total</b>	<b>100.00%</b>			<b>66,205,680</b>	<b>66,285,178</b>	<b>-164,474</b>	<b>66,120,710</b>	<b>66,285,178</b>	<b>-164,474</b>	<b>66,120,710</b>

<sup>1</sup>Change = investment activity including earnings, deposits and withdrawals.

City of Sachse, TX  
Investment Portfolios  
December 31, 2021

Source	Description	Cusip/ Ref	Purchase Date	Maturity Date	Coupon (Int. Rate)	Days to Maturity	Principal Invested	Book Value		Market Value			
								Beginning of Month	Change 1 of Month	Beginning of Month	Change of Month		
<b>Debt Service</b>													
GO Bond I&S Fund	Money Market	114512	12/31/2021	1/1/2022	0.3500%	1	3,277,273	3,277,273	3,146,585	6,423,858	3,277,273	3,146,585	6,423,858
GO Bond I&S Fund	Money Market	NexBank	12/31/2021	1/1/2022	0.4000%	1	4,143	4,143		4,143	4,143	0	4,143
GO Bond I&S Fund	TexPool	1111-000	12/31/2021	1/1/2022	0.0376%	1	0	0		0	0	0	0
<b>Total</b>							<b>3,281,416</b>	<b>3,281,415</b>	<b>3,146,585</b>	<b>6,428,002</b>	<b>3,281,415</b>	<b>3,146,585</b>	<b>6,428,002</b>
<b>General Fund</b>													
General Fund	TexPool	1111-000	12/31/2021	1/1/2022	0.0376%	1	0	0		0	0	0	0
General Fund	Money Market	114512	12/31/2021	1/1/2022	0.3500%	1	5,577,192	5,577,192	7,188,141	12,765,333	5,577,192	7,188,141	12,765,333
General Fund	Money Market	NexBank	12/31/2021	1/1/2022	0.4000%	1	107,336	107,336	37	107,373	107,336	37	107,373
General Fund	CD	Origin 1735	6/30/2021	6/30/2022	0.2500%	181	1,000,000	1,001,048	212	1,001,260	1,001,048	212	1,001,260
General Fund	CD	rosperity 135	6/30/2021	6/30/2022	0.2000%	181	1,009,420	1,010,267	166	1,010,433	1,010,267	166	1,010,433
General Fund	CD	Citizens 5733	1/7/2021	1/7/2022	0.6500%	7	1,000,000	1,005,948	427	1,006,375	1,005,948	427	1,006,375
General Fund	CD	Citizens 5773	1/7/2021	7/7/2022	0.6500%	188	1,000,000	1,005,948	427	1,006,375	1,005,948	427	1,006,375
General Fund	CD	rosperity 142	7/23/2021	7/25/2022	0.2000%	206	1,007,014	1,007,693	165	1,007,858	1,007,693	165	1,007,858
General Fund	CD	exas Sec 530	4/6/2020	4/6/2022	0.9500%	96	1,000,000	1,015,079	808	1,015,887	1,015,079	808	1,015,887
<b>Total</b>							<b>11,700,962</b>	<b>11,730,511</b>	<b>7,190,383</b>	<b>18,920,895</b>	<b>11,730,511</b>	<b>7,190,383</b>	<b>18,920,895</b>
<b>Water and Sewer Fund</b>													
W/S Restricted Fund	Money Market	114512	12/31/2021	1/1/2022	0.3500%	1	293,080	293,080		293,080	293,080	0	293,080
W/S Operations	Money Market	114512	12/31/2021	1/1/2022	0.3500%	1	9,611,959	9,611,959	389,552	10,001,511	9,611,959	389,552	10,001,511
W/S Operations	Money Market	NexBank	12/31/2021	1/1/2022	0.4000%	1	112,664	112,664		112,664	112,664	0	112,664
W/S 2017CO	Money Market	3886 2017CO	12/31/2021	1/1/2022	1.4700%	1	1,941,205	1,941,205	660	1,941,865	1,941,205	660	1,941,865
W/S Operations	TexPool	1111-000	12/31/2021	1/1/2022	0.0376%	1	5,109	5,109		5,109	5,109	0	5,109
W/S 2017CO	Money Market	4512 2017CO	12/31/2021	1/1/2022	0.3500%	1	0	0		0	0	0	0
W/S Operations	CD	Origin 9857	6/30/2021	6/30/2022	0.2500%	181	1,000,000	1,001,048	212	1,001,260	1,001,048	212	1,001,260
W/S Operations	CD	Citizens 5723	1/7/2021	1/7/2022	0.6500%	7	1,000,000	1,005,948	427	1,006,375	1,005,948	427	1,006,375
W/S Operations	CD	Citizens 5763	1/7/2021	7/7/2022	0.6500%	188	1,000,000	1,005,948	427	1,006,375	1,005,948	427	1,006,375
W/S Operations	CD	Citizens 5043	12/30/2020	12/30/2021	0.7500%	1	1,000,000	1,013,949	(1,013,949)	0	1,013,949	(1,013,949)	0
W/S Operations	CD	rosperity 136	6/30/2021	6/30/2022	0.2000%	181	1,009,420	1,010,267	166	1,010,433	1,010,267	166	1,010,433
W/S Operations	CD	kas Sec 2528	4/6/2020	1/6/2022	0.9500%	6	1,000,000	1,014,277	764	1,015,041	1,014,277	764	1,015,041
W/S Operations	CD	Tex Sec 2529	4/6/2020	4/6/2022	0.9500%	96	1,000,000	1,015,070	807	1,015,877	1,015,070	807	1,015,877
<b>Total</b>							<b>18,973,437</b>	<b>19,030,522</b>	<b>(620,934)</b>	<b>18,409,589</b>	<b>19,030,522</b>	<b>(620,934)</b>	<b>18,409,589</b>
<b>Capital Project Funds</b>													
Capital Project Funds	Money Market	114512	12/31/2021	1/1/2022	0.3500%	1	1,316,689	1,316,689	(18,474)	1,298,215	1,316,689	(18,474)	1,298,215
Capital Project Funds	Money Market	NexBank	12/31/2021	1/1/2022	0.4000%	1	4,342,759	4,342,759	2,735	4,345,494	4,342,759	2,735	4,345,494
Capital Project Funds	TexPool	1111-000	12/31/2021	1/1/2022	0.0376%	1	627,707	627,707	19	627,726	627,707	19	627,726
Capital Project Funds	CD	sperty CD141	7/23/2021	7/25/2022	0.2000%	206	1,007,014	1,007,693	165	1,007,858	1,007,693	165	1,007,858
Capital Project Funds	CD	zens CD5783	1/7/2021	7/7/2022	0.6500%	188	1,000,000	1,005,948	427	1,006,375	1,005,948	427	1,006,375
Capital Project Funds	CD	zens CD5743	1/7/2021	1/7/2022	0.6500%	7	1,000,000	1,005,948	427	1,006,375	1,005,948	427	1,006,375
2017A CO Bonds	Money Market	114512	12/31/2021	1/1/2022	0.3500%	1	0	0		0	0	0	0
2017A CO Bonds	TexPool	2017A CO	12/31/2021	1/1/2022	0.0376%	1	0	0		0	0	0	0
2017A CO Bonds	Money Market	NexBank	12/31/2021	1/1/2022	0.4000%	1	3,233,435	3,233,435	(135)	3,233,300	3,233,435	(135)	3,233,300
2019/2020 Tax Notes	TexPool	1111-000	12/31/2021	1/1/2022	0.0376%	1	1,403,449	1,403,449	45	1,403,494	1,403,449	45	1,403,494
<b>Total</b>							<b>13,931,053</b>	<b>13,943,627</b>	<b>(14,791)</b>	<b>13,928,839</b>	<b>13,943,627</b>	<b>(14,791)</b>	<b>13,928,839</b>
<b>Special Revenue Funds</b>													
Restricted Park Development Fee Fur	Money Market	114512	12/31/2021	1/1/2022	0.3500%	1	785,294	785,294	(364)	784,930	785,294	(364)	784,930
Restricted Park Development Fee Fur	Money Market	NexBank	12/31/2021	1/1/2022	0.4000%	1	85,171	85,171	231	85,402	85,171	231	85,402
Restricted Park Development Fee Fur	TexPool	1111-000	12/31/2021	1/1/2022	0.0376%	1	0	0		0	0	0	0
CARES ACT	Money Market	4512/CARES	12/31/2021	1/1/2022	0.3500%	1	509,061	509,061	(122,362)	386,699	509,061	(122,362)	386,699
Restricted General Fund	Money Market	114512	12/31/2021	1/1/2022	0.3500%	1	577,640	577,640	(3,474)	574,166	577,640	(3,474)	574,166
Restricted General Fund	Money Market	NexBank	12/31/2021	1/1/2022	0.4000%	1	62,049	62,049	(180)	61,869	62,049	(180)	61,869
Restricted General Fund	TexPool	1111-000	12/31/2021	1/1/2022	0.0376%	1	0	0		0	0	0	0
<b>Total</b>							<b>2,019,215</b>	<b>2,019,216</b>	<b>(126,149)</b>	<b>1,893,066</b>	<b>2,019,216</b>	<b>(126,149)</b>	<b>1,893,066</b>
<b>Impact Fee Fund</b>													
Restricted Water Impact Fee	Money Market	114512	12/31/2021	1/1/2022	0.3500%	1	1,515,585	1,515,585	65,336	1,580,921	1,515,585	65,336	1,580,921
Restricted Water Impact Fee	CD	Origin 7978	12/31/2021	6/30/2022	0.2500%	181	333,333	406,055	1,764	407,819	406,055	1,764	407,819
Restricted Water Impact Fee	Money Market	NexBank	12/31/2021	1/1/2022	0.4000%	1	541,446	541,446	2,424	543,870	541,446	2,424	543,870
Restricted Water Impact Fee	TexPool	1111-000	12/31/2017	1/1/2018	0.0376%	1	11,408	11,408	47	11,455	11,408	47	11,455
Restricted Sewer Impact Fee	Money Market	114512	12/31/2021	1/1/2022	0.3500%	1	1,675,754	1,675,754	47,680	1,723,434	1,675,754	47,680	1,723,434
Restricted Sewer Impact Fee	CD	Origin 7978	12/31/2021	6/30/2022	0.2500%	181	333,333	448,967	(4,384)	444,583	448,967	(4,384)	444,583
Restricted Sewer Impact Fee	Money Market	NexBank	12/31/2021	1/1/2022	0.4000%	1	598,667	598,667	(5,769)	592,898	598,667	(5,769)	592,898
Restricted Sewer Impact Fee	TexPool	1111-000	12/31/2017	1/1/2018	0.0376%	1	12,613	12,613	(125)	12,488	12,613	(125)	12,488

City of Sachse, TX  
Investment Portfolios  
December 31, 2021

Source	Description	Cusip/ Ref	Purchase Date	Maturity Date	Coupon (Int. Rate)	Days to Maturity	Principal Invested	Book Value			Market Value		
								Beginning of Month	Change <sup>1</sup>	End of Month	Beginning of Month	Change	End of Month
Restricted Roadway Impact Fee	Money Market	114512	12/31/2021	1/1/2022	0.3500%	1	545,034	545,034	32,018	577,052	545,034	32,018	577,052
Restricted Roadway Impact Fee	CD	Origin 7978	12/31/2021	6/30/2022	0.2500%	181	333,333	146,025	2,833	148,858	146,025	2,833	148,858
Restricted Roadway Impact Fee	Money Market	NexBank	12/31/2021	1/1/2022	0.4000%	1	194,714	194,714	3,804	198,518	194,714	3,804	198,518
Restricted Roadway Impact Fee	TexPool	1111-000	12/31/2017	1/1/2018	0.0376%	1	4,102	4,102	79	4,181	4,102	79	4,181
<b>Total</b>							<b>6,099,322</b>	<b>6,100,371</b>	<b>145,707</b>	<b>6,246,077</b>	<b>6,100,371</b>	<b>145,707</b>	<b>6,246,077</b>
<b>Street Maintenance Fund</b>													
Street Maintenance Tax	Money Market	114512	12/31/2021	1/1/2022	0.3500%	1	882,610	882,610	49,065	931,675	882,610	49,065	931,675
<b>Total</b>							<b>882,610</b>	<b>882,610</b>	<b>49,065</b>	<b>931,675</b>	<b>882,610</b>	<b>49,065</b>	<b>931,675</b>
<b>Health Insurance Fund</b>													
Health Insurance	Money Market	114512	12/31/2021	1/1/2022	0.3500%	1	853,987	853,987	(106,490)	747,497	853,987	(106,490)	747,497
Health Insurance	Money Market	NexBank	12/31/2021	1/1/2022	0.3500%	1	185,247	185,247	63	185,310	185,247	63	185,310
<b>Total</b>							<b>1,039,234</b>	<b>1,039,234</b>	<b>(106,427)</b>	<b>932,808</b>	<b>1,039,234</b>	<b>(106,427)</b>	<b>932,808</b>
<b>EDC Fund</b>													
EDC PMMKT	Money Market	114512	12/31/2021	1/1/2022	0.2700%	1	1,776,044	1,776,044	41,812	1,817,856	1,776,044	41,812	1,817,856
EDC PMMKT	Money Market	NexBank	12/31/2021	1/1/2022	0.4000%	1	1,045,472	1,045,472	359	1,045,831	1,045,472	359	1,045,831
<b>Total</b>							<b>2,821,517</b>	<b>2,821,517</b>	<b>42,171</b>	<b>2,863,687</b>	<b>2,821,517</b>	<b>42,171</b>	<b>2,863,687</b>
<b>Vehicle/Equipment Replacement Fund</b>													
VERF	Money Market	114512	12/31/2021	1/1/2022	0.3500%	1	469,661	469,661	(3,792)	465,869	469,661	(3,792)	465,869
VERF	Money Market	NexBank	12/31/2021	1/1/2022	0.4000%	1	427,324	427,324	147	427,471	427,324	147	427,471
<b>Total</b>							<b>896,985</b>	<b>896,986</b>	<b>(3,645)</b>	<b>893,340</b>	<b>896,986</b>	<b>(3,645)</b>	<b>893,340</b>
<b>Municipal Development District</b>													
Municipal Development District	Money Market	114512	12/31/2021	1/1/2022	0.3500%	1	763,422	763,422	35,205	798,627	763,422	35,205	798,627
Municipal Development District	Money Market	NexBank	12/31/2021	1/1/2022	0.3500%	1	337,969	337,969	116	338,085	337,969	116	338,085
<b>Total</b>							<b>1,101,392</b>	<b>1,101,392</b>	<b>35,321</b>	<b>1,136,712</b>	<b>1,101,392</b>	<b>35,321</b>	<b>1,136,712</b>
<b>PGBT</b>													
PGBT	Money Market	114512	12/31/2021	1/1/2022	0.3500%	1	0	0	0	0	0	0	0
<b>Total</b>							<b>0</b>	<b>0</b>	<b>0</b>	<b>0</b>	<b>0</b>	<b>0</b>	<b>0</b>
<b>TIRZ#2 Station</b>													
TIRZ#2 Station	Money Market	114512	12/31/2021	1/1/2022	0.3500%	1	46,723	46,723	12	46,735	46,723	12	46,735
<b>Total</b>							<b>46,723</b>	<b>46,723</b>	<b>12</b>	<b>46,735</b>	<b>46,723</b>	<b>12</b>	<b>46,735</b>
<b>Station O&amp;M PID</b>													
Station O&M PID	Money Market	114512	12/31/2021	1/1/2022	0.0376%	1	(411)	(411)		(411)	(411)	0	(411)
<b>Total</b>							<b>(411)</b>	<b>(411)</b>	<b>0</b>	<b>(411)</b>	<b>(411)</b>	<b>0</b>	<b>(411)</b>
<b>American Rescue Plan</b>													
American Rescue Plan	Money Market	114512	12/31/2021	1/1/2022	0.3500%	1	3,226,998	3,226,998	112	3,227,110	3,226,998	112	3,227,110
<b>Total</b>							<b>3,226,998</b>	<b>3,226,998</b>	<b>112</b>	<b>3,227,110</b>	<b>3,226,998</b>	<b>112</b>	<b>3,227,110</b>
<b>Hotel Occupancy</b>													
Hotel Occupancy	Money Market	114512	12/31/2021	1/1/2022	0.3500%	1	0	0	3,223	3,223	0	3,223	3,223
<b>Total</b>							<b>0</b>	<b>0</b>	<b>3,223</b>	<b>3,223</b>	<b>0</b>	<b>3,223</b>	<b>3,223</b>
							<b>66,020,453</b>	<b>66,120,711</b>	<b>9,740,633</b>	<b>75,861,346</b>	<b>66,120,711</b>	<b>9,740,633</b>	<b>75,861,346</b>

Summary of Portfolios by Security Type  
12/31/21

Security Type	Percent of Total (Book Value)	Average # of days	Average Yield	Principal Invested	Book Value			Market Value		
					Beginning of Month	Change	End of Month	Beginning of Month	Change	End of Month
Money Market Account	76.02%	1	0.3849%	46,923,196	46,923,196	10,748,277	57,671,473	46,923,196	10,748,277	57,671,473
TexPool	2.72%	1	0.0376%	2,064,388	2,064,388	65	2,064,453	2,064,388	65	2,064,453
CD's	21.26%	137	0.5026%	17,032,867	17,133,126	-1,007,709	16,125,417	17,133,126	-1,007,709	16,125,417
<b>Total</b>	<b>100.00%</b>			<b>66,020,451</b>	<b>66,120,710</b>	<b>9,740,633</b>	<b>75,861,346</b>	<b>66,120,710</b>	<b>9,740,633</b>	<b>75,861,346</b>

<sup>1</sup>Change = Investment activity including earnings, deposits and withdrawals.



**Finance Department  
Memo**

**To:** Gina Nash, City Manager

**From:** David Baldwin, Director of Finance  
Ryan Bredehoeft, Assistant Director of Finance

**CC:** Mayor and City Council

**Date:** June 6, 2022

**Re:** Investment Report for the quarter ending March 31, 2022

Attached is the Quarterly Investment Report for the quarter ending March 31, 2022. This report complies with the requirements of the City's Investment Policy and the Public Funds Investment Act as amended. For this period, the City's portfolio consisted of the following investments:

<u>Portfolio at Quarter Close</u>	<u>Rate at 3/31/22</u>	<u>Total Investment</u>	<u>% of Total</u>
Money Market Account - ANB	0.31%	\$ 32,976,839	44.87%
Money Market Account - ANB (EDC)	0.31%	2,071,932	2.82%
Money Market Account 2017 CO - NexBank	0.55%	1,943,524	2.64%
Money Market Account 2017A CO - NexBank	0.55%	3,279,005	4.46%
Money Market Account - NexBank	0.55%	6,968,240	9.48%
Money Market Account - NexBank (EDC)	0.55%	1,046,915	1.42%
Investment Pool - TexPool	0.16%	462,498	0.63%
Investment Pool - TexPool - 2019/20 Tax Notes	0.16%	1,602,391	2.18%
Citizens Bank CD 5723	0.65%	1,008,009	1.37%
Citizens Bank CD 5733	0.65%	1,008,009	1.37%
Citizens Bank CD 5743	0.65%	1,008,009	1.37%
Citizens Bank CD 5773	0.65%	1,007,978	1.37%
Citizens Bank CD 5763	0.65%	1,007,978	1.37%
Citizens Bank CD 5783	0.65%	1,007,978	1.37%
Origin Bank CD 1735	0.25%	1,001,877	1.36%
Origin Bank CD 9857	0.25%	1,001,877	1.36%
Origin Bank CD 7978	0.25%	1,001,877	1.36%
Prosperity Bank CD 0141	0.20%	1,008,356	1.37%
Prosperity Bank CD 0135	0.20%	1,010,931	1.38%
Prosperity Bank CD 0136	0.20%	1,010,931	1.38%
Prosperity Bank CD 0142	0.20%	1,008,355	1.37%
Texas Security CD 2529	0.95%	1,018,038	1.39%
Texas Security CD 2530	0.95%	1,018,037	1.39%
East West Bank CD 0174	0.48%	2,001,842	2.72%
East West Bank CD 0553	0.48%	2,001,842	2.72%
East West Bank CD 6002	0.48%	2,001,842	2.72%
East West Bank CD 6607	0.48%	2,001,842	2.72%
Total Invested City Funds		<b>\$ 73,486,952</b>	100.00%



The City does not carry any security instrument (investment type) on its books that is traded on the open market; therefore, all investments are listed at 100% of market value. Interest earnings on all certificate of deposit accounts are accreted quarterly or at maturity. All Funds on deposit are fully secured and safeguarded. **Total investment interest earned for the quarter was \$51,421.**

Citywide cash and investments for the quarter were \$73,486,952. Of this amount, \$3,118,847 is for the Sachse EDC. It is the strategy of the Finance Department to maintain a high percentage of its idle funds invested in safe and secure investment securities and pooled investment types in accordance with the Public Funds Investment Act.

71% of the City's current portfolio has liquidity of 30 days or less, which is more than adequate for daily operations. The City's investments are liquid and have same day access. The City's investment and cash management strategy will be to maintain operational and capital needs in money market accounts and liquid asset pools. The City's funds are swept into the above accounts and withdrawn as needed for operational cash flow requirements.

The average interest rate/yield on the City's investments for the quarter was 0.40%, with a weighted average maturity of 58 days. The TexPool interest rate was 0.15% at the end of the quarter. The rolling three-month Treasury yield was 0.31% with the rolling six-month Treasury yield at 0.36%.



The City of  
**SACHSE**

## QUARTERLY INVESTMENT REPORT

For the Quarter Ended

March 31, 2022

Prepared by  
Valley View Consulting, L.L.C.

The investment portfolio of the City is in compliance with the Public Funds Investment Act and the Investment Policy and strategies.

  
\_\_\_\_\_  
Director of Finance

  
\_\_\_\_\_  
Assistant Director of Finance

**Disclaimer:** These reports were compiled using information provided by the City of Sachse. No procedures were performed to test the accuracy or completeness of this information. The market values included in these reports were obtained by Valley View Consulting, L.L.C. from sources believed to be accurate and represent proprietary valuation. Due to market fluctuations these levels are not necessarily reflective of current liquidation values. Yield calculations are not determined using standard performance formulas, are not representative of total return yields and do not account for investment advisor fees.

## Summary

### Quarter End Results by Investment Category:

Asset Type	December 31, 2021		March 31, 2022		
	Book Value	Market Value	Book Value	Market Value	Ave. Yield
Bank/Pool	\$ 59,735,926	\$ 59,735,926	\$ 50,351,345	\$ 50,351,345	0.37%
CDs/Securities	16,125,419	16,125,419	23,135,607	23,135,607	0.49%
<b>Totals</b>	<b>\$ 75,861,346</b>	<b>\$ 75,861,346</b>	<b>\$ 73,486,952</b>	<b>\$ 73,486,952</b>	0.40%

#### Current Quarter Average Yield (1)

Total Portfolio 0.40%

#### Fiscal Year-to-Date Average Yield (2)

Total Portfolio 0.38%

**Weighted Average Maturity** 58 days

Rolling Three Month Treasury 0.31%  
 Rolling Six Month Treasury 0.36%  
 TexPool 0.15%

Rolling Three Month Treasury 0.18%  
 Rolling Six Month Treasury 0.22%  
 TexPool 0.10%

#### Interest Earnings (Approximate)

	City	EDC
Interest Earnings QTR	\$ 49,590	\$ 1,831
Interest Earnings YTD	\$ 106,995	\$ 4,294

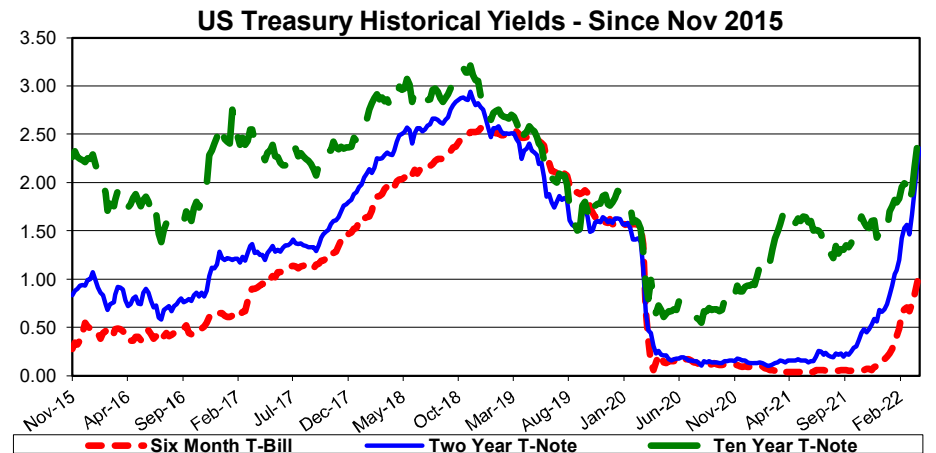
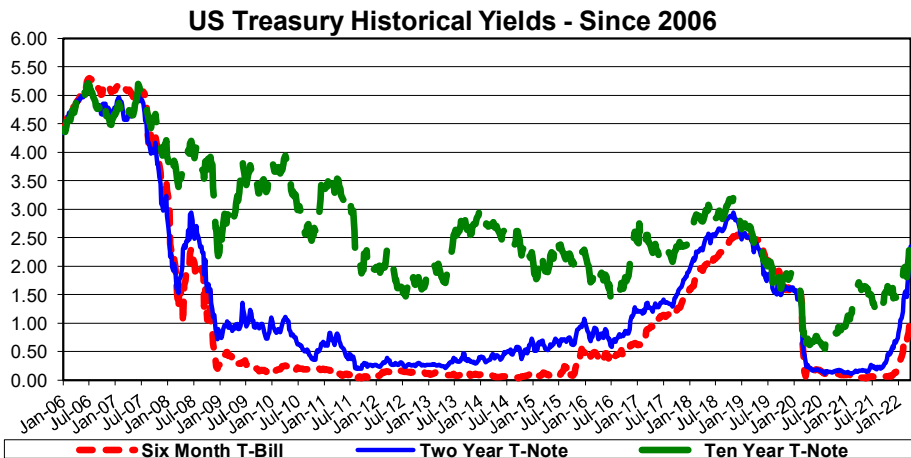
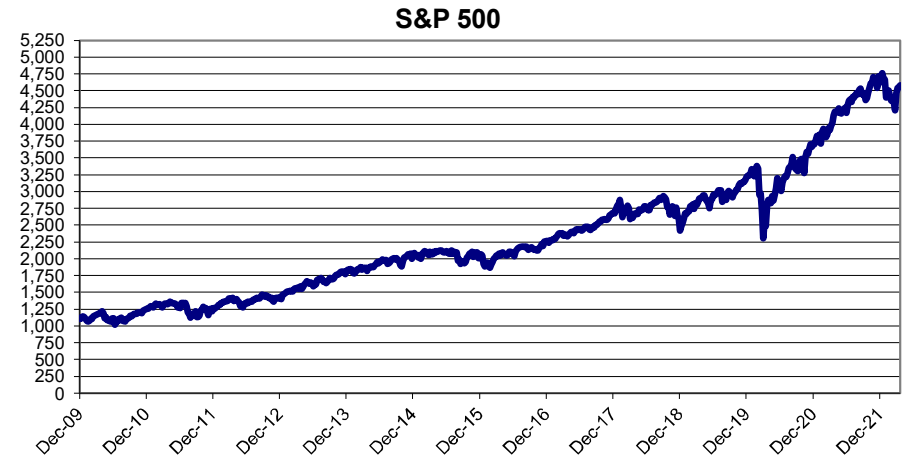
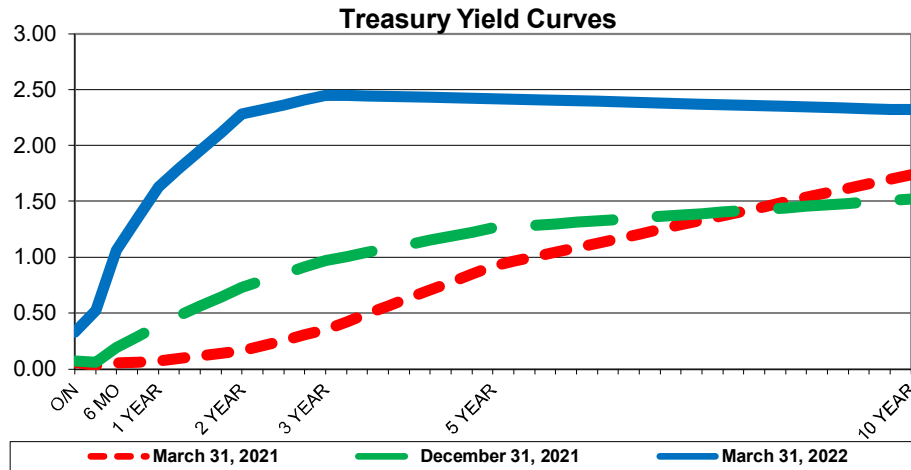
(1) Current Quarter Weighted Average Yield - calculated using quarter end report yields and adjusted book values and does not reflect a total return analysis; realized and unrealized gains/losses and investment advisory fees are not considered. The yield for the reporting month is used for bank, pool, and money market balances.

(2) Fiscal Year-to-Date Weighted Average Yields - calculated using quarter end report yields and adjusted book values and does not reflect a total return analysis or account for advisory fees.

## Economic Overview

3/31/2022

The Federal Open Market Committee (FOMC) **raised** the Fed Funds target range to 0.25% to 0.50% (Effective Fed Funds are trading +/-0.30%). The FOMC ended monthly security purchases and may begin reducing their balance sheet. The market projects 4 to 6 more increases this calendar year. Final Fourth Quarter GDP recorded +6.9%. March Non-Farm Payroll missed estimates adding 431k net new jobs. Decreasing the Three Month Average NFP to 562k. Crude oil declined to +/--\$100 per barrel. The Stock Markets have recovered from the "correction" and slowly regained some lost ground. Some domestic economic indicators, including housing, softened. Inflation remained well over the FOMC 2% target (Core PCE +/-5.4%). The FOMC Fed Funds target projections pushed the yield curve to a Three Year Maturity peak.



## Investment Holdings

March 31, 2022

Description	Rating	Coupon/ Discount	Maturity Date	Settlement Date	Original Face\ Par Value	Book Value	Market Price	Market Value	Life (days)	Yield
ANB MMA		0.31%	04/01/22	03/31/22	\$ 35,048,771	\$ 35,048,771	1.00	\$ 35,048,771	1	0.31%
NexBank IntraFi MMA		0.55%	04/01/22	03/31/22	13,237,685	13,237,685	1.00	13,237,685	1	0.55%
TexPool	AAAm	0.15%	04/01/22	03/31/22	2,064,890	2,064,890	1.00	2,064,890	1	0.15%
Texas Security Bank CD2530		0.95%	04/06/22	04/06/20	1,018,037	1,018,037	100.00	1,018,037	6	0.95%
Texas Security Bank CD2529		0.95%	04/06/22	04/06/20	1,018,037	1,018,037	100.00	1,018,037	6	0.95%
Prosperity Bank CD 0135		0.20%	06/30/22	06/30/21	1,010,931	1,010,931	100.00	1,010,931	91	0.20%
Prosperity Bank CD 0136		0.20%	06/30/22	06/30/21	1,010,931	1,010,931	100.00	1,010,931	91	0.20%
Origin Bank CD1735		0.25%	06/30/22	06/30/21	1,001,877	1,001,877	100.00	1,001,877	91	0.25%
Origin Bank CD9857		0.25%	06/30/22	06/30/21	1,001,877	1,001,877	100.00	1,001,877	91	0.25%
Origin Bank CD7978		0.25%	06/30/22	06/30/21	1,001,877	1,001,877	100.00	1,001,877	91	0.25%
Citizens Bank CD5763		0.65%	07/07/22	01/07/21	1,007,978	1,007,978	100.00	1,007,978	98	0.65%
Citizens Bank CD5773		0.65%	07/07/22	01/07/21	1,007,978	1,007,978	100.00	1,007,978	98	0.65%
Citizens Bank CD5783		0.65%	07/07/22	01/07/21	1,007,978	1,007,978	100.00	1,007,978	98	0.65%
Prosperity Bank CD0141		0.20%	07/25/22	07/23/21	1,008,356	1,008,356	100.00	1,008,356	116	0.20%
Prosperity Bank CD0142		0.20%	07/25/22	07/23/21	1,008,356	1,008,356	100.00	1,008,356	116	0.20%
Citizens Bank CD5723		0.65%	01/07/23	01/07/22	1,008,009	1,008,009	100.00	1,008,009	282	0.65%
Citizens Bank CD5733		0.65%	01/07/23	01/07/22	1,008,009	1,008,009	100.00	1,008,009	282	0.65%
Citizens Bank CD5743		0.65%	01/07/23	01/07/22	1,008,009	1,008,009	100.00	1,008,009	282	0.65%
East West Bank CD0174		0.48%	01/23/23	01/23/22	2,001,842	2,001,842	100.00	2,001,842	298	0.48%
East West Bank CD0553		0.48%	01/23/23	01/23/22	2,001,842	2,001,842	100.00	2,001,842	298	0.48%
East West Bank CD6002		0.48%	01/23/23	01/23/22	2,001,842	2,001,842	100.00	2,001,842	298	0.48%
East West Bank CD6607		0.48%	01/23/23	01/23/22	2,001,842	2,001,842	100.00	2,001,842	298	0.48%

<b>\$ 73,486,952</b>	<b>\$ 73,486,952</b>	<b>\$ 73,486,952</b>	<b>58</b>	<b>0.40%</b>
			(1)	(2)

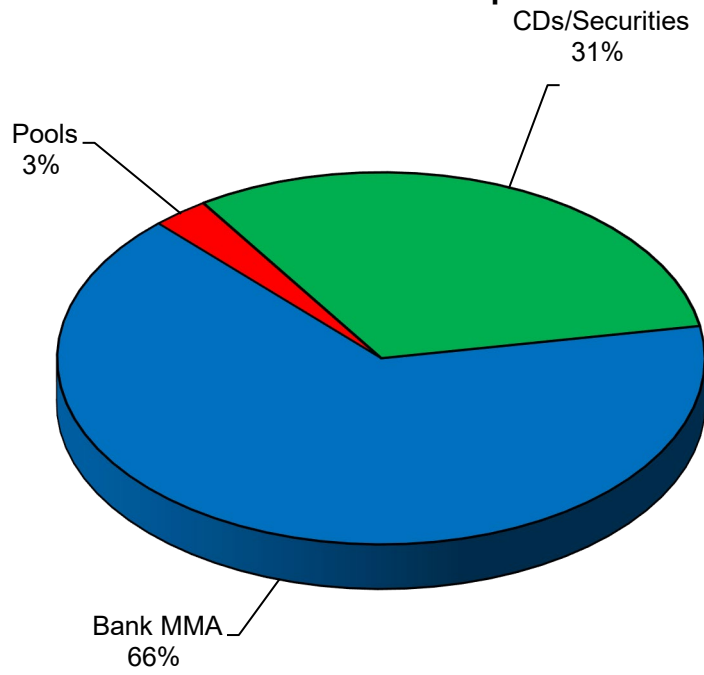
(1) **Weighted average life** - For purposes of calculating weighted average life, pool investments are assumed to have a one day maturity.

(2) **Weighted average yield to maturity** - The weighted average yield to maturity is based on adjusted book value, realized and unrealized gains/losses and investment advisory fees are not considered.

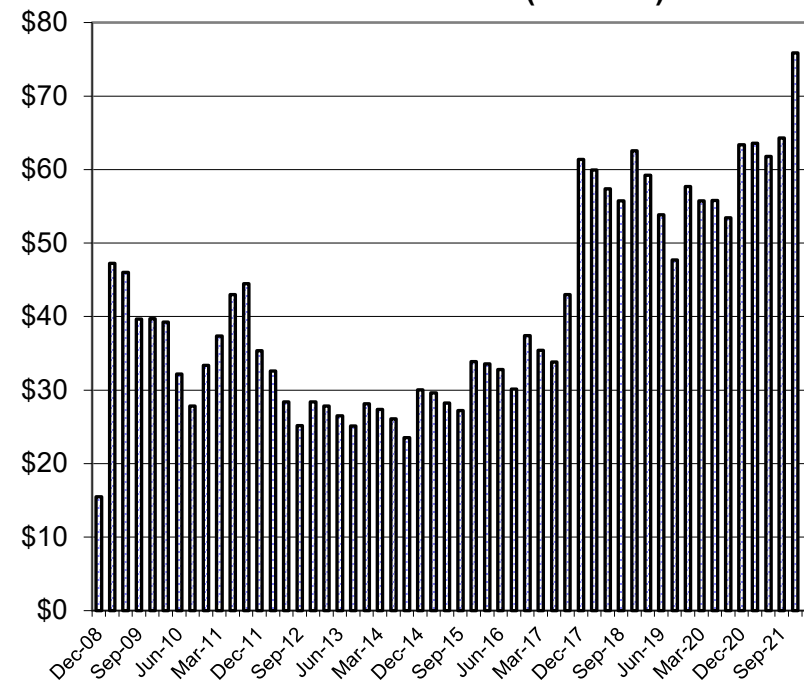
## Book & Market Value Comparison

Issuer/Description	Yield	Maturity Date	Book Value 12/31/21	Increases	Decreases	Book Value 03/31/22	Market Value 12/31/21	Change in Market Value	Market Value 03/31/22
ANB MMA	0.31%	04/01/22	\$ 44,447,379	\$ –	\$ (9,398,608)	\$ 35,048,771	\$ 44,447,379	\$ (9,398,608)	\$ 35,048,771
NexBank IntraFi MMA	0.55%	04/01/22	13,224,093	13,592	–	13,237,685	13,224,093	13,592	13,237,685
TexPool	0.15%	04/01/22	2,064,454	435	–	2,064,890	2,064,454	435	2,064,890
Texas Security Bank CD2528	0.90%	01/06/22	1,015,041	–	(1,015,041)	–	1,015,041	(1,015,041)	–
Citizens Bank CD5723	0.65%	01/07/22	1,006,375	–	(1,006,375)	–	1,006,375	(1,006,375)	–
Citizens Bank CD5733	0.65%	01/07/22	1,006,375	–	(1,006,375)	–	1,006,375	(1,006,375)	–
Citizens Bank CD5743	0.65%	01/07/22	1,006,375	–	(1,006,375)	–	1,006,375	(1,006,375)	–
Texas Security Bank CD2530	0.95%	04/06/22	1,015,887	2,150	–	1,018,037	1,015,887	2,150	1,018,037
Texas Security Bank CD2529	0.95%	04/06/22	1,015,877	2,160	–	1,018,037	1,015,877	2,160	1,018,037
Prosperity Bank CD 0135	0.20%	06/30/22	1,010,433	498	–	1,010,931	1,010,433	498	1,010,931
Prosperity Bank CD 0136	0.20%	06/30/22	1,010,433	498	–	1,010,931	1,010,433	498	1,010,931
Origin Bank CD1735	0.25%	06/30/22	1,001,260	616	–	1,001,877	1,001,260	616	1,001,877
Origin Bank CD9857	0.25%	06/30/22	1,001,260	616	–	1,001,877	1,001,260	616	1,001,877
Origin Bank CD7978	0.25%	06/30/22	1,001,260	616	–	1,001,877	1,001,260	616	1,001,877
Citizens Bank CD5763	0.65%	07/07/22	1,006,375	1,603	–	1,007,978	1,006,375	1,603	1,007,978
Citizens Bank CD5773	0.65%	07/07/22	1,006,375	1,603	–	1,007,978	1,006,375	1,603	1,007,978
Citizens Bank CD5783	0.65%	07/07/22	1,006,375	1,603	–	1,007,978	1,006,375	1,603	1,007,978
Prosperity Bank CD0141	0.20%	07/25/22	1,007,858	497	–	1,008,356	1,007,858	497	1,008,356
Prosperity Bank CD0142	0.20%	07/25/22	1,007,858	497	–	1,008,356	1,007,858	497	1,008,356
Citizens Bank CD5723	0.65%	01/07/23	–	1,008,009	–	1,008,009	–	1,008,009	1,008,009
Citizens Bank CD5733	0.65%	01/07/23	–	1,008,009	–	1,008,009	–	1,008,009	1,008,009
Citizens Bank CD5743	0.65%	01/07/23	–	1,008,009	–	1,008,009	–	1,008,009	1,008,009
East West Bank CD0174	0.48%	01/23/23	–	2,001,842	–	2,001,842	–	2,001,842	2,001,842
East West Bank CD0553	0.48%	01/23/23	–	2,001,842	–	2,001,842	–	2,001,842	2,001,842
East West Bank CD6002	0.48%	01/23/23	–	2,001,842	–	2,001,842	–	2,001,842	2,001,842
East West Bank CD6607	0.48%	01/23/23	–	2,001,842	–	2,001,842	–	2,001,842	2,001,842
<b>TOTAL / AVERAGE</b>	<b>0.40%</b>		<b>\$ 75,861,346</b>	<b>\$ 11,058,382</b>	<b>\$ (13,432,775)</b>	<b>\$ 73,486,952</b>	<b>\$ 75,861,346</b>	<b>\$ (2,374,393)</b>	<b>\$ 73,486,952</b>

**Portfolio Composition**

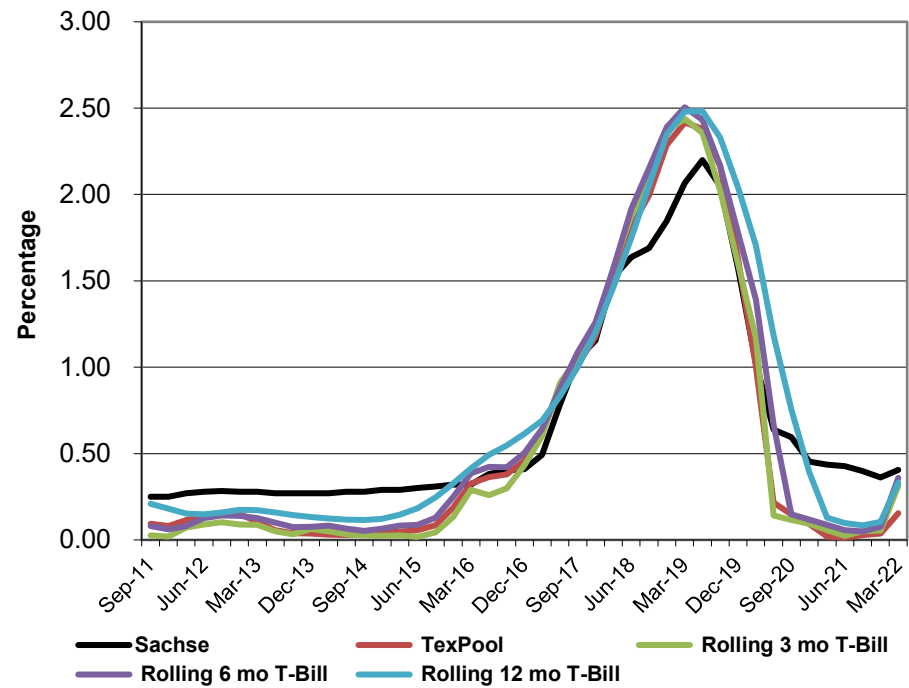


**Total Portfolio (Millions)**



Quarter End Book Value

**Total Portfolio Performance**



**Allocation**  
**March 31, 2022**

<b>Book &amp; Market Value</b>	<b>Total</b>	<b>TIRZ #2 Station</b>	<b>GO I&amp;S</b>	<b>General Fund</b>	<b>W/S Restricted</b>	<b>W/S Operations</b>	<b>Capital Project</b>	<b>2017 CO</b>
ANB MMA	\$ 35,048,771	\$ 46,772	\$ 1,699,899	\$ 10,008,084	\$ 293,080	\$ 6,712,317	\$ 2,801,551	\$ -
NexBank IntraFi MMA	13,237,685	-	4,148	107,484	-	113,000	4,307,664	1,943,524
TexPool	2,064,890	-	-	-	-	5,110	429,258	-
04/06/22-Texas Security Bank CD2530	1,018,037	-	-	1,018,037	-	-	-	-
04/06/22-Texas Security Bank CD2529	1,018,037	-	-	-	-	1,018,037	-	-
06/30/22-Prosperity Bank CD 0135	1,010,931	-	-	1,010,931	-	-	-	-
06/30/22-Prosperity Bank CD 0136	1,010,931	-	-	-	-	1,010,931	-	-
06/30/22-Origin Bank CD1735	1,001,877	-	-	1,001,877	-	-	-	-
06/30/22-Origin Bank CD9857	1,001,877	-	-	-	-	1,001,877	-	-
06/30/22-Origin Bank CD7978	1,001,877	-	-	-	-	-	-	-
07/07/22-Citizens Bank CD5763	1,007,978	-	-	-	-	1,007,978	-	-
07/07/22-Citizens Bank CD5773	1,007,978	-	-	1,007,978	-	-	-	-
07/07/22-Citizens Bank CD5783	1,007,978	-	-	-	-	-	1,007,978	-
07/25/22-Prosperity Bank CD0141	1,008,356	-	-	-	-	-	1,008,356	-
07/25/22-Prosperity Bank CD0142	1,008,356	-	-	1,008,356	-	-	-	-
01/07/23-Citizens Bank CD5723	1,008,009	-	-	1,008,009	-	-	-	-
01/07/23-Citizens Bank CD5733	1,008,009	-	-	-	-	1,008,009	-	-
01/07/23-Citizens Bank CD5743	1,008,009	-	-	-	-	-	1,008,009	-
01/23/23-East West Bank CD0174	2,001,842	-	-	2,001,842	-	-	-	-
01/23/23-East West Bank CD0553	2,001,842	-	-	2,001,842	-	-	-	-
01/23/23-East West Bank CD6002	2,001,842	-	-	-	-	2,001,842	-	-
01/23/23-East West Bank CD6607	2,001,842	-	-	-	-	2,001,842	-	-
<b>Totals</b>	<b>\$ 73,486,952</b>	<b>\$ 46,772</b>	<b>\$ 1,704,047</b>	<b>\$ 20,174,440</b>	<b>\$ 293,080</b>	<b>\$ 15,880,944</b>	<b>\$ 10,562,815</b>	<b>\$ 1,943,524</b>

**Allocation**  
**March 31, 2022**

(continued)

<b>Book &amp; Market Value</b>	<b>2017A CO</b>	<b>2019/2020 Tax Notes</b>	<b>Restricted Park Develop,</b>	<b>CARES Act Funds</b>	<b>Restricted General</b>	<b>Restricted Water Impact</b>	<b>Restricted Sewer Impact</b>	<b>Restricted Roadway</b>
ANB MMA	\$ -	\$ -	\$ 312,000	\$ 358,218	\$ 225,931	\$ 1,196,357	\$ 1,341,076	\$ 409,504
NexBank IntraFi MMA	3,279,005	-	85,506	-	61,918	542,643	608,284	185,743
TexPool	-	1,602,391	-	-	-	11,420	12,801	3,909
04/06/22-Texas Security Bank CD2530	-	-	-	-	-	-	-	-
04/06/22-Texas Security Bank CD2529	-	-	-	-	-	-	-	-
06/30/22-Prosperity Bank CD 0135	-	-	-	-	-	-	-	-
06/30/22-Prosperity Bank CD 0136	-	-	-	-	-	-	-	-
06/30/22-Origin Bank CD1735	-	-	-	-	-	-	-	-
06/30/22-Origin Bank CD9857	-	-	-	-	-	-	-	-
06/30/22-Origin Bank CD7978	-	-	-	-	-	406,728	455,929	139,220
07/07/22-Citizens Bank CD5763	-	-	-	-	-	-	-	-
07/07/22-Citizens Bank CD5773	-	-	-	-	-	-	-	-
07/07/22-Citizens Bank CD5783	-	-	-	-	-	-	-	-
07/25/22-Prosperity Bank CD0141	-	-	-	-	-	-	-	-
07/25/22-Prosperity Bank CD0142	-	-	-	-	-	-	-	-
01/07/23-Citizens Bank CD5723	-	-	-	-	-	-	-	-
01/07/23-Citizens Bank CD5733	-	-	-	-	-	-	-	-
01/07/23-Citizens Bank CD5743	-	-	-	-	-	-	-	-
01/23/23-East West Bank CD0174	-	-	-	-	-	-	-	-
01/23/23-East West Bank CD0553	-	-	-	-	-	-	-	-
01/23/23-East West Bank CD6002	-	-	-	-	-	-	-	-
01/23/23-East West Bank CD6607	-	-	-	-	-	-	-	-
<b>Totals</b>	<b>\$ 3,279,005</b>	<b>\$ 1,602,391</b>	<b>\$ 397,506</b>	<b>\$ 358,218</b>	<b>\$ 287,849</b>	<b>\$ 2,157,147</b>	<b>\$ 2,418,090</b>	<b>\$ 738,376</b>

**Allocation**  
**March 31, 2022**

(continued)

<b>Book &amp; Market Value</b>	<b>Street Maint.</b>	<b>VERF</b>	<b>MDD</b>	<b>Health Insurance</b>	<b>Station O&amp;M PID</b>	<b>American Rescue Plan</b>	<b>Hotel Occupancy</b>	<b>EDC</b>
ANB MMA	\$ 1,104,934	\$ 1,523,275	\$ 896,359	\$ 774,794	\$ 33,852	\$ 3,233,885	\$ 4,950	\$ 2,071,932
NexBank IntraFi MMA	—	427,914	338,436	185,502	—	—	—	1,046,915
TexPool	—	—	—	—	—	—	—	—
04/06/22–Texas Security Bank CD2530	—	—	—	—	—	—	—	—
04/06/22–Texas Security Bank CD2529	—	—	—	—	—	—	—	—
06/30/22–Prosperity Bank CD 0135	—	—	—	—	—	—	—	—
06/30/22–Prosperity Bank CD 0136	—	—	—	—	—	—	—	—
06/30/22–Origin Bank CD1735	—	—	—	—	—	—	—	—
06/30/22–Origin Bank CD9857	—	—	—	—	—	—	—	—
06/30/22–Origin Bank CD7978	—	—	—	—	—	—	—	—
07/07/22–Citizens Bank CD5763	—	—	—	—	—	—	—	—
07/07/22–Citizens Bank CD5773	—	—	—	—	—	—	—	—
07/07/22–Citizens Bank CD5783	—	—	—	—	—	—	—	—
07/25/22–Prosperity Bank CD0141	—	—	—	—	—	—	—	—
07/25/22–Prosperity Bank CD0142	—	—	—	—	—	—	—	—
01/07/23–Citizens Bank CD5723	—	—	—	—	—	—	—	—
01/07/23–Citizens Bank CD5733	—	—	—	—	—	—	—	—
01/07/23–Citizens Bank CD5743	—	—	—	—	—	—	—	—
01/23/23–East West Bank CD0174	—	—	—	—	—	—	—	—
01/23/23–East West Bank CD0553	—	—	—	—	—	—	—	—
01/23/23–East West Bank CD6002	—	—	—	—	—	—	—	—
01/23/23–East West Bank CD6607	—	—	—	—	—	—	—	—
<b>Totals</b>	<b>\$ 1,104,934</b>	<b>\$ 1,951,189</b>	<b>\$ 1,234,795</b>	<b>\$ 960,297</b>	<b>\$ 33,852</b>	<b>\$ 3,233,885</b>	<b>\$ 4,950</b>	<b>\$ 3,118,846</b>

**Allocation**

**December 31, 2021**

<b>Book &amp; Market Value</b>	<b>Total</b>	<b>TIRZ #2 Station</b>	<b>GO I&amp;S</b>	<b>General Fund</b>	<b>W/S Restricted</b>	<b>W/S Operations</b>	<b>Capital Project</b>	<b>2017 CO</b>
ANB MMA	\$ 44,447,379	\$ 46,735	\$ 6,423,858	\$ 12,765,333	\$ 293,080	\$ 10,001,511	\$ 1,298,215	\$ -
NexBank IntraFi MMA	13,224,093	-	4,144	107,373	-	112,664	4,345,494	1,941,865
TexPool	2,064,454	-	-	-	-	5,109	627,726	-
01/06/22-Texas Security Bank CD2528	1,015,041	-	-	-	-	1,015,041	-	-
01/07/22-Citizens Bank CD5723	1,006,375	-	-	-	-	1,006,375	-	-
01/07/22-Citizens Bank CD5733	1,006,375	-	-	1,006,375	-	-	-	-
01/07/22-Citizens Bank CD5743	1,006,375	-	-	-	-	-	1,006,375	-
04/06/22-Texas Security Bank CD2530	1,015,887	-	-	1,015,887	-	-	-	-
04/06/22-Texas Security Bank CD2529	1,015,877	-	-	-	-	1,015,877	-	-
06/30/22-Prosperity Bank CD 0135	1,010,433	-	-	1,010,433	-	-	-	-
06/30/22-Prosperity Bank CD 0136	1,010,433	-	-	-	-	1,010,433	-	-
06/30/22-Origin Bank CD1735	1,001,260	-	-	1,001,260	-	-	-	-
06/30/22-Origin Bank CD9857	1,001,260	-	-	-	-	1,001,260	-	-
06/30/22-Origin Bank CD7978	1,001,260	-	-	-	-	-	-	-
07/07/22-Citizens Bank CD5763	1,006,375	-	-	-	-	1,006,375	-	-
07/07/22-Citizens Bank CD5773	1,006,375	-	-	1,006,375	-	-	-	-
07/07/22-Citizens Bank CD5783	1,006,375	-	-	-	-	-	1,006,375	-
07/25/22-Prosperity Bank CD0141	1,007,858	-	-	-	-	-	1,007,858	-
07/25/22-Prosperity Bank CD0142	1,007,858	-	-	1,007,858	-	-	-	-
<b>Totals</b>	<b>\$ 75,861,346</b>	<b>\$ 46,735</b>	<b>\$ 6,428,002</b>	<b>\$ 18,920,895</b>	<b>\$ 293,080</b>	<b>\$ 16,174,645</b>	<b>\$ 9,292,044</b>	<b>\$ 1,941,865</b>

**Allocation**  
**December 31, 2021**

(continued)

<b>Book &amp; Market Value</b>	<b>2017A CO</b>	<b>2019/2020 Tax Notes</b>	<b>Restricted Park Develop,</b>	<b>CARES Act Funds</b>	<b>Restricted General</b>	<b>Restricted Water Impact</b>	<b>Restricted Sewer Impact</b>	<b>Restricted Roadway</b>
ANB MMA	\$ —	\$ —	\$ 784,930	\$ 386,699	\$ 574,166	\$ 1,580,921	\$ 1,723,434	\$ 577,052
NexBank IntraFi MMA	3,233,300	—	85,402	—	61,869	543,870	592,898	198,518
TexPool	—	1,403,494	—	—	—	11,455	12,488	4,181
01/06/22–Texas Security Bank CD2528	—	—	—	—	—	—	—	—
01/07/22–Citizens Bank CD5723	—	—	—	—	—	—	—	—
01/07/22–Citizens Bank CD5733	—	—	—	—	—	—	—	—
01/07/22–Citizens Bank CD5743	—	—	—	—	—	—	—	—
04/06/22–Texas Security Bank CD2530	—	—	—	—	—	—	—	—
04/06/22–Texas Security Bank CD2529	—	—	—	—	—	—	—	—
06/30/22–Prosperity Bank CD 0135	—	—	—	—	—	—	—	—
06/30/22–Prosperity Bank CD 0136	—	—	—	—	—	—	—	—
06/30/22–Origin Bank CD1735	—	—	—	—	—	—	—	—
06/30/22–Origin Bank CD9857	—	—	—	—	—	—	—	—
06/30/22–Origin Bank CD7978	—	—	—	—	—	407,819	444,583	148,858
07/07/22–Citizens Bank CD5763	—	—	—	—	—	—	—	—
07/07/22–Citizens Bank CD5773	—	—	—	—	—	—	—	—
07/07/22–Citizens Bank CD5783	—	—	—	—	—	—	—	—
07/25/22–Prosperity Bank CD0141	—	—	—	—	—	—	—	—
07/25/22–Prosperity Bank CD0142	—	—	—	—	—	—	—	—
<b>Totals</b>	<b>\$ 3,233,300</b>	<b>\$ 1,403,494</b>	<b>\$ 870,333</b>	<b>\$ 386,699</b>	<b>\$ 636,034</b>	<b>\$ 2,544,065</b>	<b>\$ 2,773,402</b>	<b>\$ 928,609</b>

**Allocation**  
**December 31, 2021**

(continued)

<b>Book &amp; Market Value</b>	<b>Street Maint.</b>	<b>VERF</b>	<b>MDD</b>	<b>Health Insurance</b>	<b>Station O&amp;M PID</b>	<b>American Rescue Plan</b>	<b>Hotel Occupancy</b>	<b>EDC</b>
ANB MMA	\$ 931,675	\$ 465,869	\$ 798,627	\$ 747,497	\$ (411)	\$ 3,227,110	\$ 3,223	\$ 1,817,856
NexBank IntraFi MMA	—	427,471	338,085	185,310	—	—	—	1,045,831
TexPool	—	—	—	—	—	—	—	—
01/06/22–Texas Security Bank CD2528	—	—	—	—	—	—	—	—
01/07/22–Citizens Bank CD5723	—	—	—	—	—	—	—	—
01/07/22–Citizens Bank CD5733	—	—	—	—	—	—	—	—
01/07/22–Citizens Bank CD5743	—	—	—	—	—	—	—	—
04/06/22–Texas Security Bank CD2530	—	—	—	—	—	—	—	—
04/06/22–Texas Security Bank CD2529	—	—	—	—	—	—	—	—
06/30/22–Prosperity Bank CD 0135	—	—	—	—	—	—	—	—
06/30/22–Prosperity Bank CD 0136	—	—	—	—	—	—	—	—
06/30/22–Origin Bank CD1735	—	—	—	—	—	—	—	—
06/30/22–Origin Bank CD9857	—	—	—	—	—	—	—	—
06/30/22–Origin Bank CD7978	—	—	—	—	—	—	—	—
07/07/22–Citizens Bank CD5763	—	—	—	—	—	—	—	—
07/07/22–Citizens Bank CD5773	—	—	—	—	—	—	—	—
07/07/22–Citizens Bank CD5783	—	—	—	—	—	—	—	—
07/25/22–Prosperity Bank CD0141	—	—	—	—	—	—	—	—
07/25/22–Prosperity Bank CD0142	—	—	—	—	—	—	—	—
<b>Totals</b>	<b>\$ 931,675</b>	<b>\$ 893,340</b>	<b>\$ 1,136,712</b>	<b>\$ 932,808</b>	<b>\$ (411)</b>	<b>\$ 3,227,110</b>	<b>\$ 3,223</b>	<b>\$ 2,863,687</b>

**Portfolio Summary**  
**City of Sachse, TX**  
**March 31, 2022**

Investments by Type

	Book Value	Percent
Money Market Account*	\$ 48,286,455	65.7%
Investment Pools	2,064,889	2.8%
CD's	23,135,608	31.5%

**Total\*** \$ 73,486,952 100%

\*(Includes Sachse EDC Money Market)

Investments by Maturity Date

30 days and under	\$ 52,387,418	71%
31 - 90 days	0	0%
91 - 180 days	10,068,138	14%
181 - 365 days	11,031,396	15%
366 - 760 days	0	0%
<b>Total Principal Invested</b>	<b>\$ 73,486,952</b>	<b>100%</b>

Portfolio Yield	Fiscal YTD Interest	Int Earned this QTR	(FYTD) Percent of total
<b>Portfolio</b>			
Debt Service	\$ 4,530	\$ 2,155	4.07%
General Fund	26,583	15,114	23.89%
Utility Fund	36,241	16,550	32.56%
Capital Project Fund	20,196	7,909	18.15%
Special Revenue Fund	2,453	934	2.20%
Impact Fee Fund	8,510	3,669	7.65%
Street Maintenance Fund	1,127	557	1.01%
Vehicle/Equipment Fund	1,344	916	1.21%
Municipal Development District	1,608	754	1.44%
Health Insurance Fund	1,304	597	1.17%
Sachse EDC	6,756	1,831	6.07%
TIRZ#2	74	37	0.07%
RESCUE Plan	564	398	0.51%
<b>Total Portfolios</b>	<b>\$ 111,289</b>	<b>\$ 51,421</b>	<b>100.00%</b>

Portfolio Balance

Portfolio	Beginning Balances	Ending Book Balances	Change
Debt Service	\$ 6,428,002	\$ 1,704,048	\$ (4,723,954)
General Fund	18,920,894	20,174,440	1,253,546
Water and Sewer Fund	18,409,590	18,117,546	(292,044)
Capital Project Fund	13,928,837	15,444,212	1,515,375
Special Revenue Fund	1,893,066	1,043,573	(849,493)
Impact Fee Fund	6,246,077	5,313,613	(932,464)
Street Maintenance Fund	931,675	1,104,934	173,259
Vehicle/Equipment Fund	893,340	1,951,190	1,057,850
Municipal Development District	1,136,712	1,234,795	98,083
Health Insurance Fund	932,807	960,296	27,489
Sachse EDC	2,863,687	3,118,846	255,159
PGBT	-	-	-
TIRZ#2 Station	46,735	46,772	37
Station O&M PID	(411)	33,852	34,263
RESCUE Plan	3,227,110	3,233,885	6,775
Hotel Occupancy	3,223	4,950	1,727
<b>Total Portfolios</b>	<b>\$ 75,861,344</b>	<b>\$ 73,486,952</b>	<b>\$ (2,374,392)</b>

Historical Interest Rates

January February March

**Pooled Money Market Account**

2022	0.0310%	0.0310%	0.0310%
2021	0.3500%	0.3500%	0.3500%
2020	0.2000%	0.2000%	0.2000%

**Tex Pool**

2022	0.0383%	0.0582%	0.1567%
2021	0.1335%	0.1231%	0.0909%
2020	1.9115%	1.6774%	1.6226%

City of Sachse, TX  
Investment Portfolios  
January 31, 2022

Source	Description	Cusip/ Ref	Purchase Date	Maturity Date	Coupon (Int. Rate)	Days to Maturity	Principal Invested	Book Value			Market Value		
								Beginning of Month	Change <sup>1</sup>	End of Month	Beginning of Month	Change	End of Month
<b>Debt Service</b>													
GO Bond I&S Fund	Money Market	114512	1/31/2022	2/1/2022	0.3100%	1	6,423,858	6,423,858	(514,458)	5,909,400	6,423,858	(514,458)	5,909,400
GO Bond I&S Fund	Money Market	NexBank	1/31/2022	2/1/2022	0.4000%	1	4,143	4,143	1	4,144	4,143	1	4,144
<b>Total</b>							<b>6,428,000</b>	<b>6,428,002</b>	<b>(514,457)</b>	<b>5,913,544</b>	<b>6,428,001</b>	<b>(514,457)</b>	<b>5,913,544</b>
<b>General Fund</b>													
General Fund	Money Market	114512	1/31/2022	2/1/2022	0.3100%	1	12,765,333	12,765,333	(1,248,987)	11,516,346	12,765,333	(1,248,987)	11,516,346
General Fund	Money Market	NexBank	1/31/2022	2/1/2022	0.4000%	1	107,373	107,373	37	107,410	107,373	37	107,410
General Fund	CD	Origin 1735	6/30/2021	6/30/2022	0.2500%	150	1,000,000	1,001,260	213	1,001,473	1,001,260	213	1,001,473
General Fund	CD	Prosperity 135	6/30/2021	6/30/2022	0.2000%	150	1,009,420	1,010,433	171	1,010,604	1,010,433	171	1,010,604
General Fund	CD	East West 0553	1/21/2022	1/23/2023	0.4800%	357	2,000,000	0	2,000,289	2,000,289	0	2,000,289	2,000,289
General Fund	CD	East West 0174	1/21/2022	1/23/2023	0.4800%	357	2,000,000	0	2,000,289	2,000,289	0	2,000,289	2,000,289
General Fund	CD	Citizens 5723	1/7/2022	1/7/2023	0.6500%	341	1,000,000	1,006,375	146	1,006,521	1,006,375	146	1,006,521
General Fund	CD	Citizens 5773	1/7/2022	7/7/2022	0.6500%	157	1,000,000	1,006,375	552	1,006,927	1,006,375	552	1,006,927
General Fund	CD	Prosperity 142	7/23/2021	7/25/2022	0.2000%	175	1,007,014	1,007,858	172	1,008,030	1,007,858	172	1,008,030
General Fund	CD	Texas Sec 530	4/6/2020	4/6/2022	0.9500%	65	1,000,000	1,015,887	1,432	1,017,319	1,015,887	1,432	1,017,319
<b>Total</b>							<b>22,889,140</b>	<b>18,920,894</b>	<b>2,754,315</b>	<b>21,675,208</b>	<b>18,920,895</b>	<b>2,754,315</b>	<b>21,675,208</b>
<b>Water and Sewer Fund</b>													
W/S Restricted Fund	Money Market	114512	1/31/2022	2/1/2022	0.3100%	1	293,080	293,080	0	293,080	293,080	0	293,080
W/S Operations	Money Market	114512	1/31/2022	2/1/2022	0.3100%	1	10,001,511	10,001,511	(2,974,513)	7,026,998	10,001,511	(2,974,513)	7,026,998
W/S Operations	Money Market	NexBank	1/31/2022	2/1/2022	0.4000%	1	112,664	112,664	0	112,664	112,664	0	112,664
W/S 2017CO	Money Market	3886 2017CO	1/31/2022	2/1/2022	1.4700%	1	1,941,865	1,941,865	658	1,942,523	1,941,865	658	1,942,523
W/S Operations	TexPool	1111-000	1/31/2022	2/1/2022	0.0383%	1	5,109	5,109	0	5,109	5,109	0	5,109
W/S Operations	CD	East West 6607	1/21/2022	1/23/2023	0.4800%	357	2,000,000	0	2,000,289	2,000,289	0	2,000,289	2,000,289
W/S Operations	CD	East West 6002	1/21/2022	1/23/2023	0.4800%	357	2,000,000	0	2,000,289	2,000,289	0	2,000,289	2,000,289
W/S Operations	CD	Origin 9857	6/30/2021	6/30/2022	0.2500%	150	1,000,000	1,001,260	213	1,001,473	1,001,260	213	1,001,473
W/S Operations	CD	Citizens 5733	1/7/2022	1/7/2023	0.6500%	341	1,006,521	1,006,375	146	1,006,521	1,006,375	146	1,006,521
W/S Operations	CD	Citizens 5763	1/7/2022	7/7/2023	0.6500%	522	1,000,000	1,006,375	552	1,006,927	1,006,375	552	1,006,927
W/S Operations	CD	Prosperity 136	6/30/2021	6/30/2022	0.2000%	150	1,009,420	1,010,433	171	1,010,604	1,010,433	171	1,010,604
W/S Operations	CD	Texas Sec 2528	4/6/2020	1/6/2022	0.9500%	65	1,000,000	1,015,041	(1,015,041)	0	1,015,041	(1,015,041)	0
W/S Operations	CD	Texas Sec 2529	4/6/2020	4/6/2022	0.9500%	65	1,000,000	1,015,877	1,431	1,017,308	1,015,877	1,431	1,017,308
<b>Total</b>							<b>22,370,170</b>	<b>18,409,590</b>	<b>14,195</b>	<b>18,423,786</b>	<b>18,409,589</b>	<b>14,195</b>	<b>18,423,786</b>
<b>Capital Project Funds</b>													
Capital Project Funds	Money Market	114512	1/31/2022	2/1/2022	0.3100%	1	1,298,215	1,298,215	(289,364)	1,008,851	1,298,215	(289,364)	1,008,851
Capital Project Funds	Money Market	NexBank	1/31/2022	2/1/2022	0.4000%	1	4,345,494	4,345,494	1,489	4,346,983	4,345,494	1,489	4,346,983
Capital Project Funds	TexPool	1111-000	1/31/2022	2/1/2022	0.0383%	1	627,726	627,726	21	627,747	627,726	21	627,747
Capital Project Funds	CD	Prosperity CD141	7/23/2021	7/25/2022	0.2000%	175	1,007,014	1,007,858	172	1,008,030	1,007,858	172	1,008,030
Capital Project Funds	CD	Citizens CD5743	1/7/2022	1/7/2023	0.6500%	341	1,006,521	1,006,375	146	1,006,521	1,006,375	146	1,006,521
Capital Project Funds	CD	Citizens CD5783	1/7/2021	7/7/2022	0.6500%	157	1,000,000	1,006,375	552	1,006,927	1,006,375	552	1,006,927
2017A CO Bonds	Money Market	Nexbank 2017A	1/31/2022	2/1/2022	0.4000%	1	3,233,300	3,233,300	1,113	3,234,413	3,233,300	1,113	3,234,413
2019/2020 Tax Notes	TexPool	1111-000	1/31/2022	2/1/2022	0.0383%	1	1,403,494	1,403,494	45	1,403,539	1,403,494	45	1,403,539
<b>Total</b>							<b>13,921,764</b>	<b>13,928,837</b>	<b>(285,826)</b>	<b>13,643,010</b>	<b>13,928,839</b>	<b>(285,826)</b>	<b>13,643,010</b>
<b>Special Revenue Funds</b>													
Restricted Park Development Fee Fun	Money Market	114512	1/31/2022	2/1/2022	0.3100%	1	784,930	784,930	(14,459)	770,471	784,930	(14,459)	770,471
Restricted Park Development Fee Fun	Money Market	NexBank	1/31/2022	2/1/2022	0.4000%	1	85,402	85,402	(339)	85,063	85,402	(339)	85,063
CARES ACT	Money Market	114512/CARES	1/31/2022	2/1/2022	0.3100%	1	386,699	386,699	17,903	404,602	386,699	17,903	404,602

City of Sachse, TX  
Investment Portfolios  
January 31, 2022

Source	Description	Cusip/ Ref	Purchase Date	Maturity Date	Coupon (Int. Rate)	Days to Maturity	Principal Invested	Book Value			Market Value		
								Beginning of Month	Change <sup>1</sup>	End of Month	Beginning of Month	Change	End of Month
Restricted General Fund	Money Market	114512	1/31/2022	2/1/2022	0.3100%	1	574,166	574,166	(10,471)	563,695	574,166	(10,471)	563,695
Restricted General Fund	Money Market	NexBank	1/31/2022	2/1/2022	0.4000%	1	61,869	61,869	389	62,258	61,869	389	62,258
<b>Total</b>							<b>1,893,066</b>	<b>1,893,066</b>	<b>(6,977)</b>	<b>1,886,089</b>	<b>1,893,066</b>	<b>(6,977)</b>	<b>1,886,090</b>
Impact Fee Fund													
Restricted Water Impact Fee	Money Market	114512	1/31/2022	2/1/2022	0.3100%	1	1,580,921	1,580,921	46,631	1,627,552	1,580,921	46,631	1,627,552
Restricted Water Impact Fee	CD	Origin 7978	1/31/2022	6/30/2022	0.2500%	150	333,333	407,819	1,877	409,696	407,819	1,877	409,696
Restricted Water Impact Fee	Money Market	NexBank	1/31/2022	2/1/2022	0.4000%	1	543,870	543,870	2,574	546,444	543,870	2,574	546,444
Restricted Water Impact Fee	TexPool	1111-000	12/31/2017	1/1/2018	0.0383%	1	11,455	11,455	51	11,506	11,455	51	11,506
Restricted Sewer Impact Fee	Money Market	114512	1/31/2022	2/1/2022	0.3100%	1	1,723,434	1,723,434	39,655	1,763,089	1,723,434	39,655	1,763,089
Restricted Sewer Impact Fee	CD	Origin 7978	1/31/2022	6/30/2022	0.2500%	150	333,333	444,583	(769)	443,814	444,583	(769)	443,814
Restricted Sewer Impact Fee	Money Market	NexBank	1/31/2022	2/1/2022	0.4000%	1	592,898	592,898	(948)	591,950	592,898	(948)	591,950
Restricted Sewer Impact Fee	TexPool	1111-000	12/31/2017	1/1/2018	0.0383%	1	12,488	12,488	(24)	12,464	12,488	(24)	12,464
Restricted Roadway Impact Fee	Money Market	114512	1/31/2022	2/1/2022	0.3100%	1	577,052	577,052	10,740	587,792	577,052	10,740	587,792
Restricted Roadway Impact Fee	CD	Origin 7978	1/31/2022	6/30/2022	0.2500%	150	333,333	148,858	(896)	147,962	148,858	(896)	147,962
Restricted Roadway Impact Fee	Money Market	NexBank	1/31/2022	2/1/2022	0.4000%	1	198,518	198,518	(1,169)	197,349	198,518	(1,169)	197,349
Restricted Roadway Impact Fee	TexPool	1111-000	12/31/2017	1/1/2018	0.0383%	1	4,181	4,181	(26)	4,155	4,181	(26)	4,155
<b>Total</b>							<b>6,244,816</b>	<b>6,246,077</b>	<b>97,696</b>	<b>6,343,773</b>	<b>6,246,077</b>	<b>97,696</b>	<b>6,343,774</b>
Street Maintenance Fund													
Street Maintenance Tax	Money Market	114512	1/31/2022	2/1/2022	0.3100%	1	931,675	931,675	52,010	983,685	931,675	52,010	983,685
<b>Total</b>							<b>931,675</b>	<b>931,675</b>	<b>52,010</b>	<b>983,685</b>	<b>931,675</b>	<b>52,010</b>	<b>983,685</b>
Health Insurance Fund													
Health Insurance	Money Market	114512	1/31/2022	2/1/2022	0.3100%	1	747,497	747,497	18,743	766,240	747,497	18,743	766,240
Health Insurance	Money Market	NexBank	1/31/2022	2/1/2022	0.4000%	1	185,310	185,310	64	185,374	185,310	64	185,374
<b>Total</b>							<b>932,807</b>	<b>932,807</b>	<b>18,807</b>	<b>951,613</b>	<b>932,808</b>	<b>18,807</b>	<b>951,613</b>
EDC Fund													
EDC PMMKT	Money Market	114512	1/31/2022	2/1/2022	0.3100%	1	1,817,856	1,817,856	70,492	1,888,348	1,817,856	70,492	1,888,348
EDC PMMKT	Money Market	NexBank	1/31/2022	2/1/2022	0.4000%	1	1,045,831	1,045,831	358	1,046,189	1,045,831	358	1,046,189
<b>Total</b>							<b>2,863,687</b>	<b>2,863,687</b>	<b>70,850</b>	<b>2,934,537</b>	<b>2,863,687</b>	<b>70,850</b>	<b>2,934,537</b>
Vehicle/Equipment Replacement Fund													
VERF	Money Market	114512	1/31/2022	2/1/2022	0.3100%	1	465,869	465,869	1,794,472	2,260,341	465,869	1,794,472	2,260,341
VERF	Money Market	NexBank	1/31/2022	2/1/2022	0.4000%	1	427,471	427,471	146	427,617	427,471	146	427,617
<b>Total</b>							<b>893,340</b>	<b>893,340</b>	<b>1,794,618</b>	<b>2,687,958</b>	<b>893,340</b>	<b>1,794,618</b>	<b>2,687,958</b>
Municipal Development District													
Municipal Development District	Money Market	114512	1/31/2022	2/1/2022	0.3100%	1	798,627	798,627	30,559	829,186	798,627	30,559	829,186
Municipal Development District	Money Market	NexBank	1/31/2022	2/1/2022	0.4000%	1	338,085	338,085	116	338,201	338,085	116	338,201
<b>Total</b>							<b>1,136,712</b>	<b>1,136,712</b>	<b>30,675</b>	<b>1,167,387</b>	<b>1,136,712</b>	<b>30,675</b>	<b>1,167,387</b>
TIRZ#2 Station													
TIRZ#2 Station	Money Market	114512	1/31/2022	2/1/2022	0.3100%	1	46,735	46,735	13	46,748	46,735	13	46,748
<b>Total</b>							<b>46,735</b>	<b>46,735</b>	<b>13</b>	<b>46,748</b>	<b>46,735</b>	<b>13</b>	<b>46,748</b>
Station O&M PID													
Station O&M PID	Money Market	114512	1/31/2022	2/1/2022	0.3100%	1	(411)	(411)	0	(411)	(411)	0	(411)
<b>Total</b>							<b>(411)</b>	<b>(411)</b>	<b>0</b>	<b>(411)</b>	<b>(411)</b>	<b>0</b>	<b>(411)</b>
American Rescue Plan													

City of Sachse, TX  
Investment Portfolios  
January 31, 2022

Source	Description	Cusip/ Ref	Purchase Date	Maturity Date	Coupon (Int. Rate)	Days to Maturity	Principal Invested	Book Value			Market Value		
								Beginning of Month	Change <sup>1</sup>	End of Month	Beginning of Month	Change	End of Month
American Rescue Plan	Money Market	114512	1/31/2022	2/1/2022	0.3100%	1	3,227,110	3,227,110	137	3,227,247	3,227,110	137	3,227,247
<b>Total</b>							<b>3,227,110</b>	<b>3,227,110</b>	<b>137</b>	<b>3,227,247</b>	<b>3,227,110</b>	<b>137</b>	<b>3,227,247</b>
Hotel Occupancy													
Hotel Occupancy	Money Market	114512	1/31/2022	2/1/2022	0.3100%	1	3,223	3,223	0	3,223	3,223	0	3,223
<b>Total</b>							<b>3,223</b>	<b>3,223</b>	<b>0</b>	<b>3,223</b>	<b>3,223</b>	<b>0</b>	<b>3,223</b>
							<b>83,781,834</b>	<b>75,861,344</b>	<b>4,026,056</b>	<b>79,887,397</b>	<b>75,861,346</b>	<b>4,026,056</b>	<b>79,887,399</b>

Summary of Portfolios by Security Type  
01/31/22

Security Type	Percent of Total (Book Value)	Average # of days	Average Yield	Principal Invested	Book Value			Market Value		
					Beginning of Month	Change	End of Month	Beginning of Month	Change	End of Month
Money Market Account	68.48%	1	0.3772%	57,671,473	57,671,473	-2,966,408	54,705,065	57,671,473	-2,966,408	54,705,065
TexPool	2.58%	1	0.0383%	2,064,453	2,064,453	67	2,064,520	2,064,453	67	2,064,520
CD's	28.94%	229	0.4873%	24,045,909	16,125,417	6,992,397	23,117,814	16,125,417	6,992,397	23,117,814
<b>Total</b>	<b>100.00%</b>			<b>83,781,835</b>	<b>75,861,343</b>	<b>4,026,056</b>	<b>79,887,399</b>	<b>75,861,343</b>	<b>4,026,056</b>	<b>79,887,399</b>

<sup>1</sup>Change = Investment activity including earnings, deposits and withdrawals.

City of Sachse, TX  
Investment Portfolios  
February 28, 2022

Source	Description	Cusip/ Ref	Purchase Date	Maturity Date	Coupon (Int. Rate)	Days to Maturity	Principal Invested	Book Value			Market Value		
								Beginning of Month	Change 1	End of Month	Beginning of Month	Change	End of Month
Debt Service													
GO Bond I&S Fund	Money Market	114512	2/28/2022	3/1/2022	0.3100%	1	5,909,400	5,909,400	(4,274,317)	1,635,083	5,909,400	(4,274,317)	1,635,083
GO Bond I&S Fund	Money Market	NexBank	2/28/2022	3/1/2022	0.4000%	1	4,144	4,144	2	4,146	4,144	2	4,146
<b>Total</b>							<b>5,913,545</b>	<b>5,913,544</b>	<b>(4,274,315)</b>	<b>1,639,229</b>	<b>5,913,544</b>	<b>(4,274,315)</b>	<b>1,639,229</b>
General Fund													
General Fund	Money Market	114512	2/28/2022	3/1/2022	0.3100%	1	11,516,346	11,516,346	633,814	12,150,160	11,516,346	633,814	12,150,160
General Fund	Money Market	NexBank	2/28/2022	3/1/2022	0.4000%	1	107,410	107,410	33	107,443	107,410	33	107,443
General Fund	CD	Origin 1735	6/30/2021	6/30/2022	0.2500%	122	1,000,000	1,001,473	192	1,001,665	1,001,473	192	1,001,665
General Fund	CD	Prosperity 135	6/30/2021	6/30/2022	0.2000%	122	1,009,420	1,010,604	161	1,010,765	1,010,604	161	1,010,765
General Fund	CD	East West 0553	1/21/2022	1/23/2023	0.4800%	329	2,000,000	2,000,289	737	2,001,026	2,000,289	737	2,001,026
General Fund	CD	East West 0174	1/21/2022	1/23/2023	0.4800%	329	2,000,000	2,000,289	737	2,001,026	2,000,289	737	2,001,026
General Fund	CD	Citizens 5723	1/7/2022	1/7/2023	0.6500%	313	1,000,000	1,006,521	932	1,007,453	1,006,521	932	1,007,453
General Fund	CD	Citizens 5773	1/7/2022	7/7/2022	0.6500%	129	1,000,000	1,006,927	499	1,007,426	1,006,927	499	1,007,426
General Fund	CD	Prosperity 142	7/23/2021	7/25/2022	0.2000%	147	1,007,014	1,008,030	171	1,008,201	1,008,030	171	1,008,201
General Fund	CD	Texas Sec 530	4/6/2020	4/6/2022	0.9500%	37	1,000,000	1,017,319	718	1,018,037	1,017,319	718	1,018,037
<b>Total</b>							<b>21,640,190</b>	<b>21,675,209</b>	<b>637,994</b>	<b>22,313,201</b>	<b>21,675,208</b>	<b>637,994</b>	<b>22,313,201</b>
Water and Sewer Fund													
W/S Restricted Fund	Money Market	114512	2/28/2022	3/1/2022	0.3100%	1	293,080	293,080	0	293,080	293,080	0	293,080
W/S Operations	Money Market	114512	2/28/2022	3/1/2022	0.3100%	1	7,026,998	7,026,998	(454,181)	6,572,817	7,026,998	(454,181)	6,572,817
W/S Operations	Money Market	NexBank	2/28/2022	3/1/2022	0.4000%	1	112,664	112,664	0	112,664	112,664	0	112,664
W/S 2017CO	Money Market	3886 2017CO	2/28/2022	3/1/2022	1.4700%	1	1,942,523	1,942,523	597	1,943,120	1,942,523	597	1,943,120
W/S Operations	TexPool	1111-000	2/28/2022	3/1/2022	0.0582%	1	5,109	5,109	1	5,110	5,109	1	5,110
W/S Operations	CD	East West 6607	1/21/2022	1/23/2023	0.4800%	329	2,000,000	2,000,289	737	2,001,026	2,000,289	737	2,001,026
W/S Operations	CD	East West 6002	1/21/2022	1/23/2023	0.4800%	329	2,000,000	2,000,289	737	2,001,026	2,000,289	737	2,001,026
W/S Operations	CD	Origin 9857	6/30/2021	6/30/2022	0.2500%	122	1,000,000	1,001,473	192	1,001,665	1,001,473	192	1,001,665
W/S Operations	CD	Citizens 5733	1/7/2022	1/7/2023	0.6500%	313	1,000,000	1,006,521	932	1,007,453	1,006,521	932	1,007,453
W/S Operations	CD	Citizens 5763	1/7/2021	7/7/2022	0.6500%	129	1,000,000	1,006,927	499	1,007,426	1,006,927	499	1,007,426
W/S Operations	CD	Prosperity 136	6/30/2021	6/30/2022	0.2000%	122	1,009,420	1,010,604	161	1,010,765	1,010,604	161	1,010,765
W/S Operations	CD	exas Sec 2528	4/6/2020	1/6/2022	0.9500%		1,000,000	0	0	0	0	0	0
W/S Operations	CD	exas Sec 2529	4/6/2020	4/6/2022	0.9500%	37	1,000,000	1,017,308	729	1,018,037	1,017,308	729	1,018,037
<b>Total</b>							<b>19,389,794</b>	<b>18,423,785</b>	<b>(449,596)</b>	<b>17,974,188</b>	<b>18,423,786</b>	<b>(449,596)</b>	<b>17,974,188</b>
Capital Project Funds													
Capital Project Funds	Money Market	114512	2/28/2022	3/1/2022	0.3100%	1	1,008,851	1,008,851	311,457	1,320,308	1,008,851	311,457	1,320,308
Capital Project Funds	Money Market	NexBank	2/28/2022	3/1/2022	0.4000%	1	4,346,983	4,346,983	1,347	4,348,330	4,346,983	1,347	4,348,330
Capital Project Funds	TexPool	1111-000	5/31/2019	6/1/2019	0.0582%	1	627,747	627,747	18	627,765	627,747	18	627,765
Capital Project Funds	CD	Prosperity CD141	7/23/2021	7/25/2022	0.2000%	147	1,007,014	1,008,030	171	1,008,201	1,008,030	171	1,008,201
Capital Project Funds	CD	Citizens CD5743	1/7/2022	1/7/2023	0.6500%	313	1,000,000	1,006,521	932	1,007,453	1,006,521	932	1,007,453
Capital Project Funds	CD	Citizens CD5783	1/7/2021	7/7/2022	0.6500%	129	1,000,000	1,006,927	499	1,007,426	1,006,927	499	1,007,426
2017A CO Bonds	Money Market	NexBank	2/28/2022	3/1/2022	0.4000%	1	3,234,413	3,234,413	1,006	3,235,419	3,234,413	1,006	3,235,419
2019/2020 Tax Notes	TexPool	1111-000	2/28/2022	3/1/2022	0.0582%	1	1,403,539	1,403,539	80	1,403,619	1,403,539	80	1,403,619
<b>Total</b>							<b>13,628,548</b>	<b>13,643,010</b>	<b>315,510</b>	<b>13,958,522</b>	<b>13,643,010</b>	<b>315,510</b>	<b>13,958,522</b>
Special Revenue Funds													
Restricted Park Development Fee Fur	Money Market	114512	2/28/2022	3/1/2022	0.3100%	1	770,471	770,471	16,701	787,172	770,471	16,701	787,172
Restricted Park Development Fee Fur	Money Market	NexBank	2/28/2022	3/1/2022	0.4000%	1	85,063	85,063	(663)	84,400	85,063	(663)	84,400
CARES ACT	Money Market	114512/CARES	2/28/2022	3/1/2022	0.3100%	1	404,602	404,602	(7,856)	396,746	404,602	(7,856)	396,746

City of Sachse, TX  
Investment Portfolios  
February 28, 2022

Source	Description	Cusip/ Ref	Purchase Date	Maturity Date	Coupon (Int. Rate)	Days to Maturity	Principal Invested	Book Value			Market Value		
								Beginning of Month	Change 1	End of Month	Beginning of Month	Change	End of Month
Restricted General Fund	Money Market	114512	2/28/2022	3/1/2022	0.3100%	1	563,695	563,695	12,094	575,789	563,695	12,094	575,789
Restricted General Fund	Money Market	NexBank	2/28/2022	3/1/2022	0.4000%	1	62,258	62,258	709	62,967	62,258	709	62,967
<b>Total</b>							<b>1,886,089</b>	<b>1,886,089</b>	<b>20,985</b>	<b>1,907,074</b>	<b>1,886,089</b>	<b>20,985</b>	<b>1,907,074</b>
Impact Fee Fund													
Restricted Water Impact Fee	Money Market	114512	2/28/2022	3/1/2022	0.3100%	1	1,627,552	1,627,552	76,060	1,703,612	1,627,552	76,060	1,703,612
Restricted Water Impact Fee	CD	Origin 7978	2/28/2022	6/30/2022	0.2500%	122	333,333	409,696	1,147	410,843	409,696	1,147	410,843
Restricted Water Impact Fee	Money Market	NexBank	2/28/2022	3/1/2022	0.4000%	1	546,444	546,444	1,595	548,039	546,444	1,595	548,039
Restricted Water Impact Fee	TexPool	1111-000	12/31/2017	1/1/2018	0.0582%	1	11,506	11,506	31	11,537	11,506	31	11,537
Restricted Sewer Impact Fee	Money Market	114512	2/28/2022	3/1/2022	0.3100%	1	1,763,089	1,763,089	59,214	1,822,303	1,763,089	59,214	1,822,303
Restricted Sewer Impact Fee	CD	Origin 7978	2/28/2022	6/30/2022	0.2500%	122	333,333	443,814	(4,347)	439,467	443,814	(4,347)	439,467
Restricted Sewer Impact Fee	Money Market	NexBank	2/28/2022	3/1/2022	0.4000%	1	591,950	591,950	(5,729)	586,221	591,950	(5,729)	586,221
Restricted Sewer Impact Fee	TexPool	1111-000	12/31/2017	1/1/2018	0.0582%	1	12,464	12,464	(124)	12,340	12,464	(124)	12,340
Restricted Roadway Impact Fee	Money Market	114512	2/28/2022	3/1/2022	0.3100%	1	587,792	587,792	39,815	627,607	587,792	39,815	627,607
Restricted Roadway Impact Fee	CD	Origin 7978	2/28/2022	6/30/2022	0.2500%	122	333,333	147,962	3,392	151,354	147,962	3,392	151,354
Restricted Roadway Impact Fee	Money Market	NexBank	2/28/2022	3/1/2022	0.4000%	1	197,349	197,349	4,547	201,896	197,349	4,547	201,896
Restricted Roadway Impact Fee	TexPool	1111-000	12/31/2017	1/1/2018	0.0582%	1	4,155	4,155	95	4,250	4,155	95	4,250
<b>Total</b>							<b>6,342,300</b>	<b>6,343,773</b>	<b>175,696</b>	<b>6,519,469</b>	<b>6,343,773</b>	<b>175,696</b>	<b>6,519,470</b>
Street Maintenance Fund													
Street Maintenance Tax	Money Market	114512	2/28/2022	3/1/2022	0.3100%	1	983,685	983,685	73,510	1,057,195	983,685	73,510	1,057,195
<b>Total</b>							<b>983,685</b>	<b>983,685</b>	<b>73,510</b>	<b>1,057,195</b>	<b>983,685</b>	<b>73,510</b>	<b>1,057,195</b>
Health Insurance Fund													
Health Insurance	Money Market	114512	2/28/2022	3/1/2022	0.3100%	1	766,240	766,240	7,456	773,696	766,240	7,456	773,696
Health Insurance	Money Market	NexBank	2/28/2022	3/1/2022	0.4000%	1	185,374	185,374	57	185,431	185,374	57	185,431
<b>Total</b>							<b>951,614</b>	<b>951,614</b>	<b>7,513</b>	<b>959,127</b>	<b>951,614</b>	<b>7,513</b>	<b>959,127</b>
EDC Fund													
EDC PMMKT	Money Market	114512	2/28/2022	3/1/2022	0.3100%	1	1,888,348	1,888,348	119,337	2,007,685	1,888,348	119,337	2,007,685
EDC PMMKT	Money Market	NexBank	2/28/2022	3/1/2022	0.4000%	1	1,046,189	1,046,189	324	1,046,513	1,046,189	324	1,046,513
<b>Total</b>							<b>2,934,537</b>	<b>2,934,537</b>	<b>119,661</b>	<b>3,054,198</b>	<b>2,934,537</b>	<b>119,661</b>	<b>3,054,199</b>
Vehicle/Equipment Replacement Fund													
VERF	Money Market	114512	2/28/2022	3/1/2022	0.3100%	1	2,260,341	2,260,341	11,236	2,271,577	2,260,341	11,236	2,271,577
VERF	Money Market	NexBank	2/28/2022	3/1/2022	0.4000%	1	427,617	427,617	133	427,750	427,617	133	427,750
<b>Total</b>							<b>2,687,958</b>	<b>2,687,958</b>	<b>11,369</b>	<b>2,699,327</b>	<b>2,687,958</b>	<b>11,369</b>	<b>2,699,327</b>
Municipal Development District													
Municipal Development District	Money Market	114512	2/28/2022	3/1/2022	0.3100%	1	829,186	829,186	24,072	853,258	829,186	24,072	853,258
Municipal Development District	Money Market	NexBank	2/28/2022	3/1/2022	0.4000%	1	338,201	338,201	105	338,306	338,201	105	338,306
<b>Total</b>							<b>1,167,387</b>	<b>1,167,387</b>	<b>24,177</b>	<b>1,191,564</b>	<b>1,167,387</b>	<b>24,177</b>	<b>1,191,564</b>
TIRZ#2 Station													
TIRZ#2 Station	Money Market	114512	2/28/2022	3/1/2022	0.3100%	1	46,748	46,748	12	46,760	46,748	12	46,760
<b>Total</b>							<b>46,748</b>	<b>46,748</b>	<b>12</b>	<b>46,760</b>	<b>46,748</b>	<b>12</b>	<b>46,760</b>
Station O&M PID													
Station O&M PID	Money Market	114512	2/28/2022	3/1/2022	0.3100%	1	(411)	(411)	0	(411)	(411)	0	(411)
<b>Total</b>							<b>(411)</b>	<b>(411)</b>	<b>0</b>	<b>(411)</b>	<b>(411)</b>	<b>0</b>	<b>(411)</b>

City of Sachse, TX  
Investment Portfolios  
February 28, 2022

Source	Description	Cusip/ Ref	Purchase Date	Maturity Date	Coupon (Int. Rate)	Days to Maturity	Principal Invested	Book Value			Market Value		
								Beginning of Month	Change <sup>1</sup>	End of Month	Beginning of Month	Change	End of Month
American Rescue Plan													
American Rescue Plan	Money Market	114512	2/28/2022	3/1/2022	0.3100%	1	3,227,247	3,227,247	124	3,227,371	3,227,247	124	3,227,371
<b>Total</b>							<b>3,227,247</b>	<b>3,227,247</b>	<b>124</b>	<b>3,227,371</b>	<b>3,227,247</b>	<b>124</b>	<b>3,227,371</b>
Hotel Occupancy													
Hotel Occupancy	Money Market	114512	2/28/2022	3/1/2022	0.3100%	1	3,223	3,223	1,727	4,950	3,223	1,727	4,950
<b>Total</b>							<b>3,223</b>	<b>3,223</b>	<b>1,727</b>	<b>4,950</b>	<b>3,223</b>	<b>1,727</b>	<b>4,950</b>
<b>Total</b>							<b>80,802,454</b>	<b>79,887,398</b>	<b>(3,335,633)</b>	<b>76,551,764</b>	<b>79,887,398</b>	<b>(3,335,633)</b>	<b>76,551,762</b>

Summary of Portfolios by Security Type  
02/28/22

Security Type	Percent of Total (Book Value)	Average # of days	Average Yield	Principal Invested	Book Value			Market Value		
					Beginning of Month	Change	End of Month	Beginning of Month	Change	End of Month
Money Market Account	67.09%	1	0.3772%	54,705,065	54,705,065	-3,345,662	51,359,403	54,705,065	-3,345,662	51,359,403
TexPool	2.70%	1	0.0582%	2,064,520	2,064,520	101	2,064,621	2,064,520	101	2,064,621
CD's	30.21%	184	0.4873%	24,032,867	23,117,814	9,928	23,127,742	23,117,814	9,928	23,127,742
<b>Total</b>	<b>100.00%</b>			<b>80,802,452</b>	<b>79,887,399</b>	<b>-3,335,633</b>	<b>76,551,766</b>	<b>79,887,399</b>	<b>-3,335,633</b>	<b>76,551,766</b>

<sup>1</sup>Change = Investment activity including earnings, deposits and withdrawals.

City of Sachse, TX  
Investment Portfolios  
March 31, 2022

Source	Description	Cusip/ Ref	Purchase Date	Maturity Date	Coupon (Int. Rate)	Days to Maturity	Principal Invested	Book Value			Market Value		
								Beginning of Month	Change <sup>1</sup>	End of Month	Beginning of Month	Change	End of Month
<b>Debt Service</b>													
GO Bond I&S Fund	Money Market	114512	3/31/2022	4/1/2022	0.3100%	1	1,635,083	1,635,083	64,816	1,699,899	1,635,083	64,816	1,699,899
GO Bond I&S Fund	Money Market	NexBank	3/31/2022	4/1/2022	0.5500%	1	4,146	4,146	2	4,148	4,146	2	4,148
<b>Total</b>							<b>1,639,229</b>	<b>1,639,229</b>	<b>64,818</b>	<b>1,704,048</b>	<b>1,639,228</b>	<b>64,818</b>	<b>1,704,048</b>
<b>General Fund</b>													
General Fund	Money Market	114512	3/31/2022	4/1/2022	0.3100%	1	12,150,160	12,150,160	(2,142,076)	10,008,084	12,150,160	(2,142,076)	10,008,084
General Fund	Money Market	NexBank	3/31/2022	4/1/2022	0.5500%	1	107,443	107,443	41	107,484	107,443	41	107,484
General Fund	CD	Origin 1735	6/30/2021	6/30/2022	0.2500%	91	1,000,000	1,001,665	212	1,001,877	1,001,665	212	1,001,877
General Fund	CD	Prosperity 135	6/30/2021	6/30/2022	0.2000%	91	1,009,420	1,010,765	166	1,010,931	1,010,765	166	1,010,931
General Fund	CD	East West 0553	1/21/2022	1/23/2023	0.4800%	298	2,000,000	2,001,026	816	2,001,842	2,001,026	816	2,001,842
General Fund	CD	East West 0174	1/21/2022	1/23/2023	0.4800%	298	2,000,000	2,001,026	816	2,001,842	2,001,026	816	2,001,842
General Fund	CD	Citizens 5723	1/7/2022	1/7/2023	0.6500%	282	1,000,000	1,007,453	556	1,008,009	1,007,453	556	1,008,009
General Fund	CD	Citizens 5773	1/7/2022	7/7/2022	0.6500%	98	1,000,000	1,007,426	552	1,007,978	1,007,426	552	1,007,978
General Fund	CD	Prosperity 142	7/23/2021	7/25/2022	0.2000%	116	1,007,014	1,008,201	154	1,008,355	1,008,201	154	1,008,355
General Fund	CD	Texas Sec 530	4/6/2020	4/6/2022	0.9500%	6	1,000,000	1,018,037	0	1,018,037	1,018,037	0	1,018,037
<b>Total</b>							<b>22,274,037</b>	<b>22,313,203</b>	<b>(2,138,763)</b>	<b>20,174,440</b>	<b>22,313,203</b>	<b>(2,138,763)</b>	<b>20,174,441</b>
<b>Water and Sewer Fund</b>													
W/S Restricted Fund	Money Market	114512	3/31/2022	4/1/2022	0.3100%	1	293,080	293,080	0	293,080	293,080	0	293,080
W/S Operations	Money Market	114512	3/31/2022	4/1/2022	0.3100%	1	6,572,817	6,572,817	139,500	6,712,317	6,572,817	139,500	6,712,317
W/S Operations	Money Market	NexBank	3/31/2022	4/1/2022	0.5500%	1	112,664	112,664	0	112,664	112,664	0	112,664
W/S 2017CO	Money Market	3886 2017CO	3/31/2022	4/1/2022	1.4700%	1	1,943,120	1,943,120	740	1,943,860	1,943,120	740	1,943,860
W/S Operations	TexPool	1111-000	3/31/2022	4/1/2022	0.1567%	1	5,110	5,110	0	5,110	5,110	0	5,110
W/S Operations	CD	East West 6607	1/21/2022	1/23/2023	0.4800%	298	2,000,000	2,001,026	816	2,001,842	2,001,026	816	2,001,842
W/S Operations	CD	East West 6002	1/21/2022	1/23/2023	0.4800%	298	2,000,000	2,001,026	816	2,001,842	2,001,026	816	2,001,842
W/S Operations	CD	Origin 9857	6/30/2021	6/30/2022	0.2500%	91	1,000,000	1,001,665	212	1,001,877	1,001,665	212	1,001,877
W/S Operations	CD	Citizens 5733	1/7/2022	1/7/2023	0.6500%	282	1,000,000	1,007,453	556	1,008,009	1,007,453	556	1,008,009
W/S Operations	CD	Citizens 5763	1/7/2021	7/7/2022	0.6500%	98	1,000,000	1,007,426	552	1,007,978	1,007,426	552	1,007,978
W/S Operations	CD	Prosperity 136	6/30/2021	6/30/2022	0.2000%	91	1,009,420	1,010,765	166	1,010,931	1,010,765	166	1,010,931
W/S Operations	CD	Texas Sec 2528	4/6/2020	1/6/2022	0.9500%		1,000,000	0	0	0	0	0	0
W/S Operations	CD	Texas Sec 2529	4/6/2020	4/6/2022	0.9500%	6	1,000,000	1,018,037	0	1,018,037	1,018,037	0	1,018,037
<b>Total</b>							<b>18,936,211</b>	<b>17,974,189</b>	<b>143,358</b>	<b>18,117,546</b>	<b>17,974,187</b>	<b>143,358</b>	<b>18,117,546</b>
<b>Capital Project Funds</b>													
Capital Project Funds	Money Market	114512	3/31/2022	4/1/2022	0.3100%	1	1,320,308	1,320,308	1,481,243	2,801,551	1,320,308	1,481,243	2,801,551
Capital Project Funds	Money Market	NexBank	3/31/2022	4/1/2022	0.5500%	1	4,348,330	4,348,330	1,672	4,350,002	4,348,330	1,672	4,350,002
Capital Project Funds	TexPool	1111-000	3/31/2022	4/1/2022	0.1567%	1	627,765	627,765	56	627,821	627,765	56	627,821
Capital Project Funds	CD	Prosperity CD141	7/23/2021	7/25/2022	0.2000%	116	1,007,014	1,008,201	155	1,008,356	1,008,201	155	1,008,356
Capital Project Funds	CD	Citizens CD5743	1/7/2022	1/7/2023	0.6500%	282	1,000,000	1,007,453	556	1,008,009	1,007,453	556	1,008,009
Capital Project Funds	CD	Citizens CD5783	1/7/2021	7/7/2022	0.6500%	98	1,000,000	1,007,426	552	1,007,978	1,007,426	552	1,007,978
2017A CO Bonds	Money Market	NexBank	3/31/2022	4/1/2022	0.5500%	1	3,235,419	3,235,419	1,248	3,236,667	3,235,419	1,248	3,236,667
2019/2020 Tax Notes	TexPool	1111-000	3/31/2022	4/1/2022	0.1567%	1	1,403,619	1,403,619	209	1,403,828	1,403,619	209	1,403,828
<b>Total</b>							<b>13,942,455</b>	<b>13,958,521</b>	<b>1,485,691</b>	<b>15,444,212</b>	<b>13,958,521</b>	<b>1,485,691</b>	<b>15,444,212</b>
<b>Special Revenue Funds</b>													
Restricted Park Development Fee Fun	Money Market	114512	3/31/2022	4/1/2022	0.3100%	1	787,172	787,172	(475,172)	312,000	787,172	(475,172)	312,000

City of Sachse, TX  
Investment Portfolios  
March 31, 2022

Source	Description	Cusip/ Ref	Purchase Date	Maturity Date	Coupon (Int. Rate)	Days to Maturity	Principal Invested	Book Value			Market Value		
								Beginning of Month	Change <sup>1</sup>	End of Month	Beginning of Month	Change	End of Month
<i>Restricted Park Development Fee Fun</i>	<i>Money Market</i>	<i>NexBank</i>	<i>3/31/2022</i>	<i>4/1/2022</i>	<i>0.5500%</i>	<i>1</i>	<i>84,400</i>	<i>84,400</i>	<i>33</i>	<i>84,433</i>	<i>84,400</i>	<i>33</i>	<i>84,433</i>
<i>CARES ACT</i>	<i>Money Market</i>	<i>114512/CARES</i>	<i>3/31/2022</i>	<i>4/1/2022</i>	<i>0.3100%</i>	<i>1</i>	<i>396,746</i>	<i>396,746</i>	<i>(38,528)</i>	<i>358,218</i>	<i>396,746</i>	<i>(38,528)</i>	<i>358,218</i>
<i>Restricted General Fund</i>	<i>Money Market</i>	<i>114512</i>	<i>3/31/2022</i>	<i>4/1/2022</i>	<i>0.3100%</i>	<i>1</i>	<i>575,789</i>	<i>575,789</i>	<i>(349,858)</i>	<i>225,931</i>	<i>575,789</i>	<i>(349,858)</i>	<i>225,931</i>
<i>Restricted General Fund</i>	<i>Money Market</i>	<i>NexBank</i>	<i>3/31/2022</i>	<i>4/1/2022</i>	<i>0.5500%</i>	<i>1</i>	<i>62,967</i>	<i>62,967</i>	<i>24</i>	<i>62,991</i>	<i>62,967</i>	<i>24</i>	<i>62,991</i>
<b>Total</b>							<b>1,907,074</b>	<b>1,907,074</b>	<b>(863,501)</b>	<b>1,043,573</b>	<b>1,907,074</b>	<b>(863,501)</b>	<b>1,043,573</b>
Impact Fee Fund													
<i>Restricted Water Impact Fee</i>	<i>Money Market</i>	<i>114512</i>	<i>3/31/2022</i>	<i>4/1/2022</i>	<i>0.3100%</i>	<i>1</i>	<i>1,703,612</i>	<i>1,703,612</i>	<i>(507,255)</i>	<i>1,196,357</i>	<i>1,703,612</i>	<i>(507,255)</i>	<i>1,196,357</i>
<i>Restricted Water Impact Fee</i>	<i>CD</i>	<i>Origin 7978</i>	<i>3/31/2022</i>	<i>6/30/2022</i>	<i>0.2500%</i>	<i>91</i>	<i>333,333</i>	<i>410,843</i>	<i>0</i>	<i>410,843</i>	<i>410,843</i>	<i>0</i>	<i>410,843</i>
<i>Restricted Water Impact Fee</i>	<i>Money Market</i>	<i>NexBank</i>	<i>3/31/2022</i>	<i>4/1/2022</i>	<i>0.5500%</i>	<i>1</i>	<i>548,039</i>	<i>548,039</i>	<i>210</i>	<i>548,249</i>	<i>548,039</i>	<i>210</i>	<i>548,249</i>
<i>Restricted Water Impact Fee</i>	<i>TexPool</i>	<i>1111-000</i>	<i>12/31/2017</i>	<i>1/1/2018</i>	<i>0.1567%</i>	<i>1</i>	<i>11,537</i>	<i>11,537</i>	<i>2</i>	<i>11,539</i>	<i>11,537</i>	<i>2</i>	<i>11,539</i>
<i>Restricted Sewer Impact Fee</i>	<i>Money Market</i>	<i>114512</i>	<i>3/31/2022</i>	<i>4/1/2022</i>	<i>0.3100%</i>	<i>1</i>	<i>1,822,303</i>	<i>1,822,303</i>	<i>(481,227)</i>	<i>1,341,076</i>	<i>1,822,303</i>	<i>(481,227)</i>	<i>1,341,076</i>
<i>Restricted Sewer Impact Fee</i>	<i>CD</i>	<i>Origin 7978</i>	<i>3/31/2022</i>	<i>6/30/2022</i>	<i>0.2500%</i>	<i>91</i>	<i>333,333</i>	<i>439,467</i>	<i>213</i>	<i>439,680</i>	<i>439,467</i>	<i>213</i>	<i>439,680</i>
<i>Restricted Sewer Impact Fee</i>	<i>Money Market</i>	<i>NexBank</i>	<i>3/31/2022</i>	<i>4/1/2022</i>	<i>0.5500%</i>	<i>1</i>	<i>586,221</i>	<i>586,221</i>	<i>226</i>	<i>586,447</i>	<i>586,221</i>	<i>226</i>	<i>586,447</i>
<i>Restricted Sewer Impact Fee</i>	<i>TexPool</i>	<i>1111-000</i>	<i>12/31/2017</i>	<i>1/1/2018</i>	<i>0.1567%</i>	<i>1</i>	<i>12,340</i>	<i>12,340</i>	<i>1</i>	<i>12,341</i>	<i>12,340</i>	<i>1</i>	<i>12,341</i>
<i>Restricted Roadway Impact Fee</i>	<i>Money Market</i>	<i>114512</i>	<i>3/31/2022</i>	<i>4/1/2022</i>	<i>0.3100%</i>	<i>1</i>	<i>627,607</i>	<i>627,607</i>	<i>(218,103)</i>	<i>409,504</i>	<i>627,607</i>	<i>(218,103)</i>	<i>409,504</i>
<i>Restricted Roadway Impact Fee</i>	<i>CD</i>	<i>Origin 7978</i>	<i>3/31/2022</i>	<i>6/30/2022</i>	<i>0.2500%</i>	<i>91</i>	<i>333,333</i>	<i>151,354</i>	<i>0</i>	<i>151,354</i>	<i>151,354</i>	<i>0</i>	<i>151,354</i>
<i>Restricted Roadway Impact Fee</i>	<i>Money Market</i>	<i>NexBank</i>	<i>3/31/2022</i>	<i>4/1/2022</i>	<i>0.5500%</i>	<i>1</i>	<i>201,896</i>	<i>201,896</i>	<i>77</i>	<i>201,973</i>	<i>201,896</i>	<i>77</i>	<i>201,973</i>
<i>Restricted Roadway Impact Fee</i>	<i>TexPool</i>	<i>1111-000</i>	<i>12/31/2017</i>	<i>1/1/2018</i>	<i>0.1567%</i>	<i>1</i>	<i>4,250</i>	<i>4,250</i>	<i>0</i>	<i>4,250</i>	<i>4,250</i>	<i>0</i>	<i>4,250</i>
<b>Total</b>							<b>6,517,804</b>	<b>6,519,469</b>	<b>(1,205,856)</b>	<b>5,313,613</b>	<b>6,519,469</b>	<b>(1,205,856)</b>	<b>5,313,613</b>
Street Maintenance Fund													
<i>Street Maintenance Tax</i>	<i>Money Market</i>	<i>114512</i>	<i>3/31/2022</i>	<i>4/1/2022</i>	<i>0.3100%</i>	<i>1</i>	<i>1,057,195</i>	<i>1,057,195</i>	<i>47,739</i>	<i>1,104,934</i>	<i>1,057,195</i>	<i>47,739</i>	<i>1,104,934</i>
<b>Total</b>							<b>1,057,195</b>	<b>1,057,195</b>	<b>47,739</b>	<b>1,104,934</b>	<b>1,057,195</b>	<b>47,739</b>	<b>1,104,934</b>
Health Insurance Fund													
<i>Health Insurance</i>	<i>Money Market</i>	<i>114512</i>	<i>3/31/2022</i>	<i>4/1/2022</i>	<i>0.3100%</i>	<i>1</i>	<i>773,696</i>	<i>773,696</i>	<i>1,098</i>	<i>774,794</i>	<i>773,696</i>	<i>1,098</i>	<i>774,794</i>
<i>Health Insurance</i>	<i>Money Market</i>	<i>NexBank</i>	<i>3/31/2022</i>	<i>4/1/2022</i>	<i>0.5500%</i>	<i>1</i>	<i>185,431</i>	<i>185,431</i>	<i>71</i>	<i>185,502</i>	<i>185,431</i>	<i>71</i>	<i>185,502</i>
<b>Total</b>							<b>959,127</b>	<b>959,127</b>	<b>1,169</b>	<b>960,296</b>	<b>959,127</b>	<b>1,169</b>	<b>960,297</b>
EDC Fund													
<i>EDC PMMKT</i>	<i>Money Market</i>	<i>114512</i>	<i>3/31/2022</i>	<i>4/1/2022</i>	<i>0.3100%</i>	<i>1</i>	<i>2,007,685</i>	<i>2,007,685</i>	<i>64,246</i>	<i>2,071,931</i>	<i>2,007,685</i>	<i>64,246</i>	<i>2,071,931</i>
<i>EDC PMMKT</i>	<i>Money Market</i>	<i>NexBank</i>	<i>3/31/2022</i>	<i>4/1/2022</i>	<i>0.5500%</i>	<i>1</i>	<i>1,046,513</i>	<i>1,046,513</i>	<i>402</i>	<i>1,046,915</i>	<i>1,046,513</i>	<i>402</i>	<i>1,046,915</i>
<b>Total</b>							<b>3,054,199</b>	<b>3,054,199</b>	<b>64,648</b>	<b>3,118,846</b>	<b>3,054,198</b>	<b>64,648</b>	<b>3,118,846</b>
Vehicle/Equipment Replacement Fund													
<i>VERF</i>	<i>Money Market</i>	<i>114512</i>	<i>3/31/2022</i>	<i>4/1/2022</i>	<i>0.3100%</i>	<i>1</i>	<i>2,271,577</i>	<i>2,271,577</i>	<i>(748,301)</i>	<i>1,523,276</i>	<i>2,271,577</i>	<i>(748,301)</i>	<i>1,523,276</i>
<i>VERF</i>	<i>Money Market</i>	<i>NexBank</i>	<i>3/31/2022</i>	<i>4/1/2022</i>	<i>0.5500%</i>	<i>1</i>	<i>427,750</i>	<i>427,750</i>	<i>164</i>	<i>427,914</i>	<i>427,750</i>	<i>164</i>	<i>427,914</i>
<b>Total</b>							<b>2,699,327</b>	<b>2,699,327</b>	<b>(748,137)</b>	<b>1,951,190</b>	<b>2,699,327</b>	<b>(748,137)</b>	<b>1,951,190</b>
Municipal Development District													
<i>Municipal Development District</i>	<i>Money Market</i>	<i>114512</i>	<i>3/31/2022</i>	<i>4/1/2022</i>	<i>0.3100%</i>	<i>1</i>	<i>853,258</i>	<i>853,258</i>	<i>43,101</i>	<i>896,359</i>	<i>853,258</i>	<i>43,101</i>	<i>896,359</i>
<i>Municipal Development District</i>	<i>Money Market</i>	<i>NexBank</i>	<i>3/31/2022</i>	<i>4/1/2022</i>	<i>0.5500%</i>	<i>1</i>	<i>338,306</i>	<i>338,306</i>	<i>130</i>	<i>338,436</i>	<i>338,306</i>	<i>130</i>	<i>338,436</i>
<b>Total</b>							<b>1,191,565</b>	<b>1,191,565</b>	<b>43,231</b>	<b>1,234,795</b>	<b>1,191,564</b>	<b>43,231</b>	<b>1,234,795</b>
TIRZ#2 Station													
<i>TIRZ#2 Station</i>	<i>Money Market</i>	<i>114512</i>	<i>3/31/2022</i>	<i>4/1/2022</i>	<i>0.3100%</i>	<i>1</i>	<i>46,760</i>	<i>46,760</i>	<i>12</i>	<i>46,772</i>	<i>46,760</i>	<i>12</i>	<i>46,772</i>
<b>Total</b>							<b>46,760</b>	<b>46,760</b>	<b>12</b>	<b>46,772</b>	<b>46,760</b>	<b>12</b>	<b>46,772</b>
Station O&M PID													

City of Sachse, TX  
Investment Portfolios  
March 31, 2022

Source	Description	Cusip/ Ref	Purchase Date	Maturity Date	Coupon (Int. Rate)	Days to Maturity	Principal Invested	Book Value			Market Value		
								Beginning of Month	Change <sup>1</sup>	End of Month	Beginning of Month	Change	End of Month
Station O&M PID	Money Market	114512	3/31/2022	4/1/2022	0.3100%	1	(411)	(411)	34,263	33,852	(411)	34,263	33,852
<i>Total</i>							(411)	(411)	34,263	33,852	(411)	34,263	33,852
American Rescue Plan													
American Rescue Plan	Money Market	114512	3/31/2022	4/1/2022	0.3100%	1	3,227,371	3,227,371	6,514	3,233,885	3,227,371	6,514	3,233,885
<i>Total</i>							3,227,371	3,227,371	6,514	3,233,885	3,227,371	6,514	3,233,885
Hotel Occupancy													
Hotel Occupancy	Money Market	114512	3/31/2022	4/1/2022	0.3100%	1	4,950	4,950	0	4,950	4,950	0	4,950
<i>Total</i>							4,950	4,950	0	4,950	4,950	0	4,950
							77,456,893	76,551,768	(3,064,814)	73,486,952	76,551,763	(3,064,814)	73,486,954

Summary of Portfolios by Security Type  
03/31/22

Security Type	Percent of Total ( Book Value)	Average # of days	Average Yield	Principal Invested	Book Value			Market Value		
					Beginning of Month	Change	End of Month	Beginning of Month	Change	End of Month
Money Market Account	65.71%	1	0.4356%	51,359,403	51,359,403	-3,072,948	48,286,455	51,359,403	-3,072,948	48,286,455
TexPool	2.81%	1	0.1567%	2,064,621	2,064,621	268	2,064,889	2,064,621	268	2,064,889
CD's	31.48%	153	0.4873%	24,032,867	23,127,742	7,866	23,135,608	23,127,742	7,866	23,135,608
<i>Total</i>	<u>100.00%</u>			77,456,891	76,551,766	-3,064,814	73,486,952	76,551,766	-3,064,814	73,486,952

<sup>1</sup>Change = Investment activity including earnings, deposits and withdrawals.



**Finance Department  
Memo**

**To:** Gina Nash, City Manager

**From:** David Baldwin, Director of Finance  
Ryan Bredehoeft, Assistant Director of Finance

**CC:** Mayor and City Council

**Date:** September 6, 2022

**Re:** Investment Report for the quarter ending June 30, 2022

Attached is the Quarterly Investment Report for the quarter ending June 30, 2022. This report complies with the requirements of the City's Investment Policy and the Public Funds Investment Act as amended. For this period, the City's portfolio consisted of the following investments:

<b>Portfolio at Quarter Close</b>	<b>Rate at 6/30/22</b>	<b>Total Investment</b>	<b>% of Total</b>
Money Market Account - ANB	0.31%	\$ 29,453,939	39.76%
Money Market Account - ANB (EDC)	0.31%	2,127,257	2.87%
Money Market Account 2017 CO - NexBank	1.60%	1,947,683	2.63%
Money Market Account 2017A CO - NexBank	1.60%	3,286,024	4.44%
Money Market Account - NexBank	1.60%	10,034,675	13.55%
Money Market Account - NexBank (EDC)	1.60%	1,053,654	1.42%
Investment Pool - TexPool	0.99%	2,068,199	2.79%
Citizens Bank CD5763	0.65%	1,009,599	1.36%
Citizens Bank CD5773	0.65%	1,009,644	1.36%
Citizens Bank CD5783	0.65%	1,009,599	1.36%
Prosperity Bank CD0141	0.20%	1,008,864	1.36%
Prosperity Bank CD0142	0.20%	1,008,864	1.36%
Citizens Bank CD5723	0.65%	1,009,644	1.36%
Citizens Bank CD5733	0.65%	1,009,599	1.36%
Citizens Bank CD5743	0.65%	1,009,644	1.36%
East West Bank CD 0174	0.48%	2,004,239	2.71%
East West Bank CD 0553	0.48%	2,004,239	2.71%
East West Bank CD 6002	0.48%	2,004,239	2.71%
East West Bank CD 6607	0.48%	2,004,239	2.71%
Origin Bank CD 1735	0.25%	1,002,500	1.35%
Origin Bank CD 9857	0.25%	1,002,500	1.35%
Origin Bank CD 7978	0.25%	1,002,500	1.35%
East West Bank CD 8172	2.87%	5,000,000	6.75%
Total Invested City Funds		<b>\$ 74,071,342</b>	100.00%



The City does not carry any security instrument (investment type) on its books that is traded on the open market; therefore, all investments are listed at 100% of market value. Interest earnings on all certificate of deposit accounts are accreted quarterly or at maturity. All Funds on deposit are fully secured and safeguarded. **Total investment interest earned for the quarter was \$73,627.**

Citywide cash and investments for the quarter were \$74,071,342. Of this amount, \$3,180,910 is for the Sachse EDC. It is the strategy of the Finance Department to maintain a high percentage of its idle funds invested in safe and secure investment securities and pooled investment types in accordance with the Public Funds Investment Act.

78% of the City's current portfolio has liquidity of 30 days or less, which is more than adequate for daily operations. The City's investments are liquid and have same day access. The City's investment and cash management strategy is to maintain operational and capital needs in money market accounts and liquid asset pools. The City's funds are swept into the above accounts and withdrawn as needed for operational cash flow requirements.

The average interest rate/yield on the City's investments for the quarter was 0.83%, with a weighted average maturity of 71 days. The TexPool interest rate was 0.99% at the end of the quarter. The rolling three-month Treasury yield was 1.13% with the rolling six-month Treasury yield at 1.15%.



The City of  
**SACHSE**

## QUARTERLY INVESTMENT REPORT


For the Quarter Ended

June 30, 2022

Prepared by  
Valley View Consulting, L.L.C.

The investment portfolio of the City is in compliance with the Public Funds Investment Act and the Investment Policy and strategies.

  
\_\_\_\_\_  
Director of Finance

  
\_\_\_\_\_  
Assistant Director of Finance

**Disclaimer:** These reports were compiled using information provided by the City of Sachse. No procedures were performed to test the accuracy or completeness of this information. The market values included in these reports were obtained by Valley View Consulting, L.L.C. from sources believed to be accurate and represent proprietary valuation. Due to market fluctuations these levels are not necessarily reflective of current liquidation values. Yield calculations are not determined using standard performance formulas, are not representative of total return yields and do not account for investment advisor fees.

## Summary

### Quarter End Results by Investment Category:

Asset Type	March 31, 2022		June 30, 2022		
	Book Value	Market Value	Book Value	Market Value	Ave. Yield
Bank/Pool	\$ 50,351,345	\$ 50,351,345	\$ 49,971,431	\$ 49,971,431	0.76%
CDs/Securities	23,135,607	23,135,607	24,099,911	24,099,911	0.97%
<b>Totals</b>	<b>\$ 73,486,952</b>	<b>\$ 73,486,952</b>	<b>\$ 74,071,342</b>	<b>\$ 74,071,342</b>	0.83%

#### Current Quarter Average Yield (1)

Total Portfolio 0.83%

#### Fiscal Year-to-Date Average Yield (2)

Total Portfolio 0.53%

**Weighted Average Maturity** 71 days

Rolling Three Month Treasury 1.13%  
 Rolling Six Month Treasury 1.15%  
 TexPool 1.00%

Rolling Three Month Treasury 0.50%  
 Rolling Six Month Treasury 0.53%  
 TexPool 0.40%

#### Interest Earnings (Approximate)

	City	EDC
Interest Earnings QTR	\$ 71,066	\$ 2,561
Interest Earnings YTD	\$ 173,865	\$ 6,327

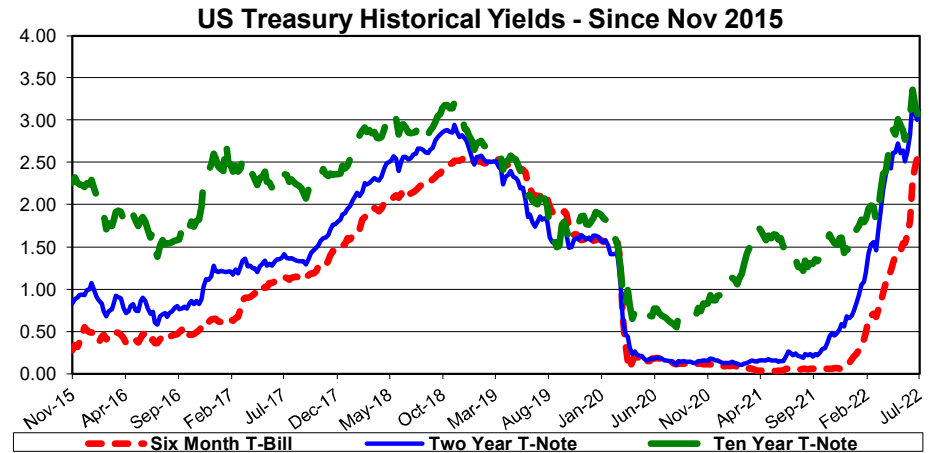
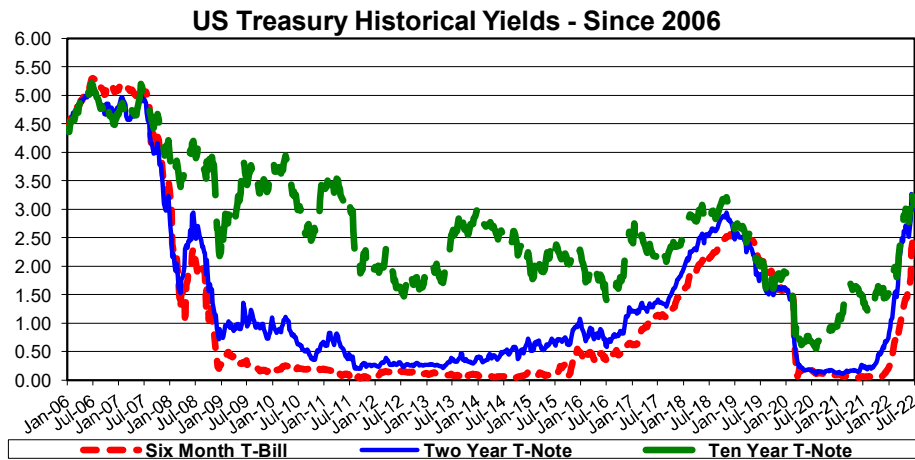
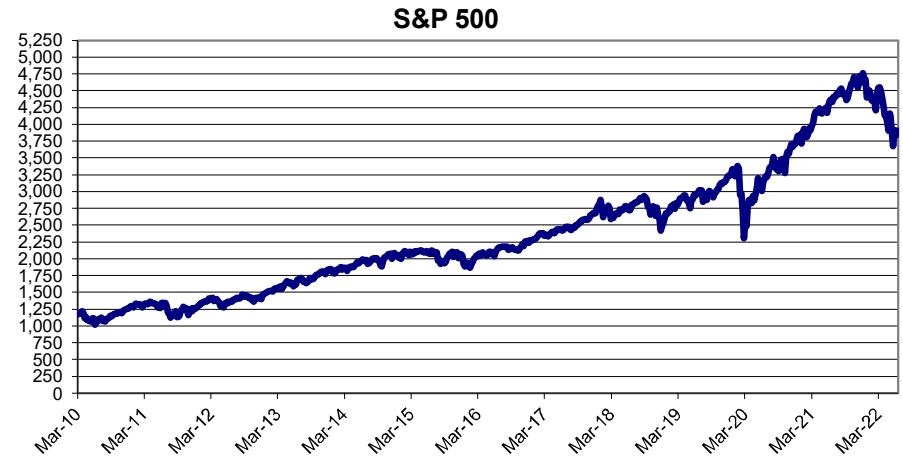
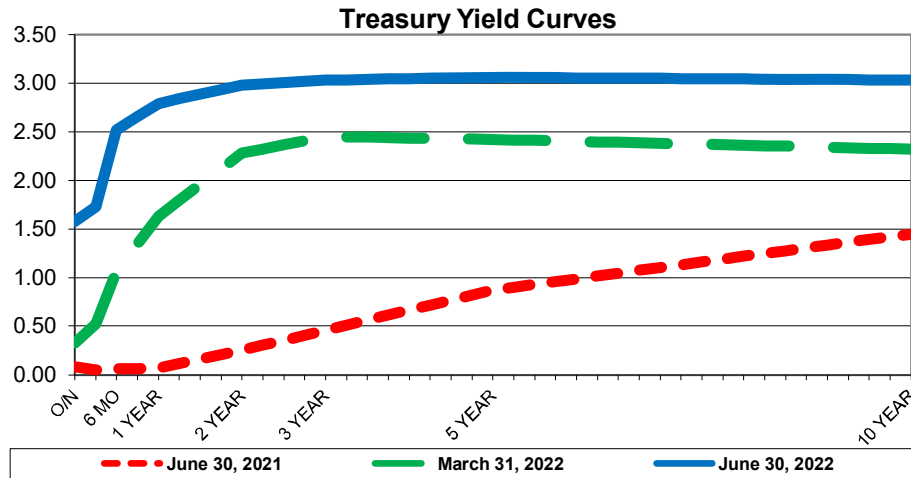
(1) Current Quarter Weighted Average Yield - calculated using quarter end report yields and adjusted book values and does not reflect a total return analysis; realized and unrealized gains/losses and investment advisory fees are not considered. The yield for the reporting month is used for bank, pool, and money market balances.

(2) Fiscal Year-to-Date Weighted Average Yields - calculated using quarter end report yields and adjusted book values and does not reflect a total return analysis or account for advisory fees.

## Economic Overview

6/30/2022

The Federal Open Market Committee (FOMC) raised the Fed Funds target range 0.75% to 1.50% - 1.75% June 15th (Effective Fed Funds are trading +/-1.60%). The FOMC begin actively reducing their balance sheet June 1. An additional 0.75% increase is anticipated July 27. First Quarter GDP (final) was -1.6%. June Non-Farm Payroll added 372k net new jobs while the Three Month Average NFP declined to 375k. Crude oil settled in at +/- \$105 per barrel. The Stock Markets continued sliding lower, but may be stabilizing. More domestic and international economic indicators softened, including housing data. A recession in the next 12 to 18 months is being openly discussed. Inflation remained well over the FOMC 2% target (Core PCE +/-4.7% and CPI exceeding 8%).



## Investment Holdings

June 30, 2022

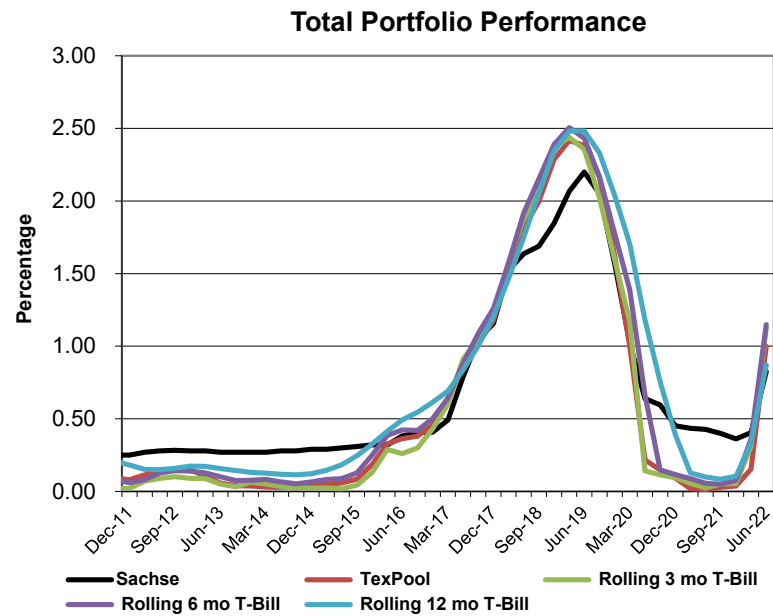
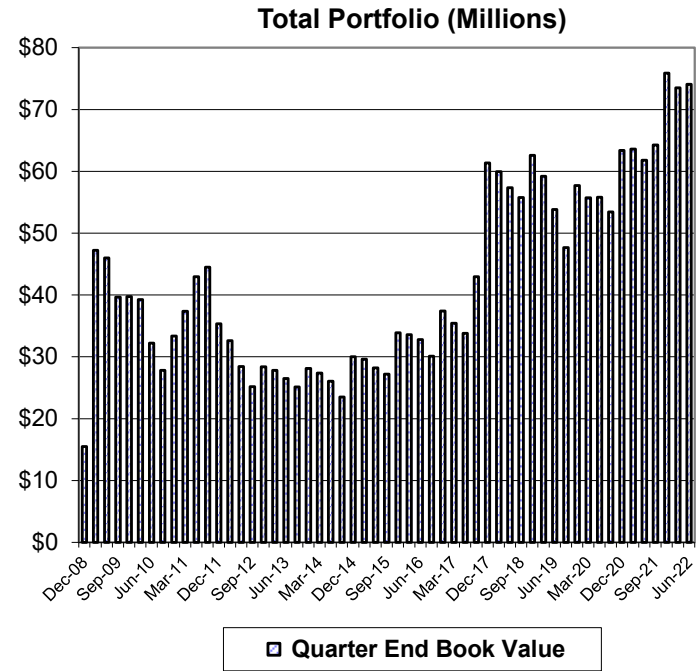
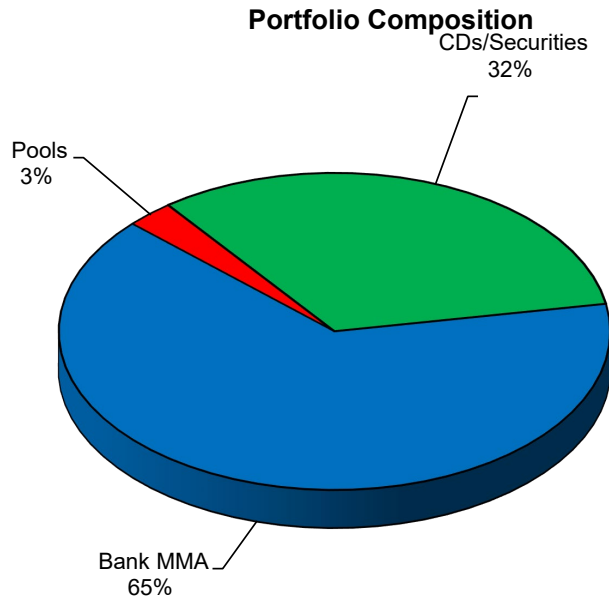
Description	Rating	Coupon/ Discount	Maturity Date	Settlement Date	Original Face\ Par Value	Book Value	Market Price	Market Value	Life (days)	Yield
ANB MMA		0.31%	07/01/22	06/30/22	\$ 31,581,196	\$ 31,581,196	1.00	\$ 31,581,196	1	0.31%
NexBank IntraFi MMA		1.60%	07/01/22	06/30/22	16,322,036	16,322,036	1.00	16,322,036	1	1.60%
TexPool	AAAm	1.00%	07/01/22	06/30/22	2,068,199	2,068,199	1.00	2,068,199	1	1.00%
Citizens Bank CD5763		0.65%	07/07/22	01/07/21	1,009,599	1,009,599	100.00	1,009,599	7	0.65%
Citizens Bank CD5773		0.65%	07/07/22	01/07/21	1,009,644	1,009,644	100.00	1,009,644	7	0.65%
Citizens Bank CD5783		0.65%	07/07/22	01/07/21	1,009,599	1,009,599	100.00	1,009,599	7	0.65%
Prosperity Bank CD0141		0.20%	07/25/22	07/23/21	1,008,864	1,008,864	100.00	1,008,864	25	0.20%
Prosperity Bank CD0142		0.20%	07/25/22	07/23/21	1,008,864	1,008,864	100.00	1,008,864	25	0.20%
Citizens Bank CD5723		0.65%	01/07/23	01/07/22	1,009,644	1,009,644	100.00	1,009,644	191	0.65%
Citizens Bank CD5733		0.65%	01/07/23	01/07/22	1,009,599	1,009,599	100.00	1,009,599	191	0.65%
Citizens Bank CD5743		0.65%	01/07/23	01/07/22	1,009,644	1,009,644	100.00	1,009,644	191	0.65%
East West Bank CD0174		0.48%	01/23/23	01/23/22	2,004,239	2,004,239	100.00	2,004,239	207	0.48%
East West Bank CD0553		0.48%	01/23/23	01/23/22	2,004,239	2,004,239	100.00	2,004,239	207	0.48%
East West Bank CD6002		0.48%	01/23/23	01/23/22	2,004,239	2,004,239	100.00	2,004,239	207	0.48%
East West Bank CD6607		0.48%	01/23/23	01/23/22	2,004,239	2,004,239	100.00	2,004,239	207	0.48%
Origin Bank CD1735		0.25%	06/30/23	06/30/21	1,002,500	1,002,500	100.00	1,002,500	365	0.25%
Origin Bank CD9857		0.25%	06/30/23	06/30/21	1,002,500	1,002,500	100.00	1,002,500	365	0.25%
Origin Bank CD7978		0.25%	06/30/23	06/30/21	1,002,500	1,002,500	100.00	1,002,500	365	0.25%
East West Bank CD8172		2.87%	06/30/23	06/30/22	5,000,000	5,000,000	100.00	5,000,000	365	2.87%
					<b>\$ 74,071,342</b>	<b>\$ 74,071,342</b>		<b>\$ 74,071,342</b>	<b>71</b>	<b>0.83%</b>
									(1)	(2)

(1) **Weighted average life** - For purposes of calculating weighted average life, pool investments are assumed to have a one day maturity.

(2) **Weighted average yield to maturity** - The weighted average yield to maturity is based on adjusted book value, realized and unrealized gains/losses and investment advisory fees are not considered.

## Book & Market Value Comparison

Issuer/Description	Yield	Maturity Date	Book Value 03/31/22	Increases	Decreases	Book Value 06/30/22	Market Value 03/31/22	Change in Market Value	Market Value 06/30/22
ANB MMA	0.31%	07/01/22	\$ 35,048,771	\$ -	\$ (3,467,576)	\$ 31,581,196	\$ 35,048,771	\$ (3,467,576)	\$ 31,581,196
NexBank IntraFi MMA	1.60%	07/01/22	13,237,685	3,084,352	-	16,322,036	13,237,685	3,084,352	16,322,036
TexPool	1.00%	07/01/22	2,064,890	3,309	-	2,068,199	2,064,890	3,309	2,068,199
Texas Security Bank CD2530	0.95%	04/06/22	1,018,037	-	(1,018,037)	-	1,018,037	(1,018,037)	-
Texas Security Bank CD2529	0.95%	04/06/22	1,018,037	-	(1,018,037)	-	1,018,037	(1,018,037)	-
Prosperity Bank CD 0135	0.20%	06/30/22	1,010,931	-	(1,010,931)	-	1,010,931	(1,010,931)	-
Prosperity Bank CD 0136	0.20%	06/30/22	1,010,931	-	(1,010,931)	-	1,010,931	(1,010,931)	-
Citizens Bank CD5763	0.65%	07/07/22	1,007,978	1,621	-	1,009,599	1,007,978	1,621	1,009,599
Citizens Bank CD5773	0.65%	07/07/22	1,007,978	1,666	-	1,009,644	1,007,978	1,666	1,009,644
Citizens Bank CD5783	0.65%	07/07/22	1,007,978	1,621	-	1,009,599	1,007,978	1,621	1,009,599
Prosperity Bank CD0141	0.20%	07/25/22	1,008,356	508	-	1,008,864	1,008,356	508	1,008,864
Prosperity Bank CD0142	0.20%	07/25/22	1,008,356	508	-	1,008,864	1,008,356	508	1,008,864
Citizens Bank CD5723	0.65%	01/07/23	1,008,009	1,634	-	1,009,644	1,008,009	1,634	1,009,644
Citizens Bank CD5733	0.65%	01/07/23	1,008,009	1,589	-	1,009,599	1,008,009	1,589	1,009,599
Citizens Bank CD5743	0.65%	01/07/23	1,008,009	1,634	-	1,009,644	1,008,009	1,634	1,009,644
East West Bank CD0174	0.48%	01/23/23	2,001,842	2,397	-	2,004,239	2,001,842	2,397	2,004,239
East West Bank CD0553	0.48%	01/23/23	2,001,842	2,397	-	2,004,239	2,001,842	2,397	2,004,239
East West Bank CD6002	0.48%	01/23/23	2,001,842	2,397	-	2,004,239	2,001,842	2,397	2,004,239
East West Bank CD6607	0.48%	01/23/23	2,001,842	2,397	-	2,004,239	2,001,842	2,397	2,004,239
Origin Bank CD1735	0.25%	06/30/23	1,001,877	623	-	1,002,500	1,001,877	623	1,002,500
Origin Bank CD9857	0.25%	06/30/23	1,001,877	623	-	1,002,500	1,001,877	623	1,002,500
Origin Bank CD7978	0.25%	06/30/23	1,001,877	623	-	1,002,500	1,001,877	623	1,002,500
East West Bank CD8172	2.87%	06/30/23	-	5,000,000	-	5,000,000	-	5,000,000	5,000,000
<b>TOTAL / AVERAGE</b>	<b>0.83%</b>		<b>\$ 73,486,952</b>	<b>\$ 8,109,901</b>	<b>\$ (7,525,512)</b>	<b>\$ 74,071,342</b>	<b>\$ 73,486,952</b>	<b>\$ 584,389</b>	<b>\$ 74,071,342</b>



**Allocation**  
**June 30, 2022**

<b>Book &amp; Market Value</b>	<b>Total</b>	<b>TIRZ #1 PGBT</b>	<b>TIRZ #2 Station</b>	<b>Debt Service</b>	<b>General Fund</b>	<b>W/S Operations</b>
ANB MMA	\$ 31,581,196	\$ 132,722	\$ 97,654	\$ 1,105,811	\$ 6,596,061	\$ 8,526,427
NexBank IntraFi MMA	16,322,036	66,519	48,943	554,219	3,305,863	3,297,184
TexPool	2,068,199	10,553	7,765	87,928	524,484	523,107
07/07/22–Citizens Bank CD5763	1,009,599	–	–	–	–	1,009,599
07/07/22–Citizens Bank CD5773	1,009,644	–	–	–	1,009,644	–
07/07/22–Citizens Bank CD5783	1,009,599	–	–	–	–	–
07/25/22–Prosperity Bank CD0141	1,008,864	–	–	–	–	–
07/25/22–Prosperity Bank CD0142	1,008,864	–	–	–	1,008,864	–
01/07/23–Citizens Bank CD5723	1,009,644	–	–	–	1,009,644	–
01/07/23–Citizens Bank CD5733	1,009,599	–	–	–	–	1,009,599
01/07/23–Citizens Bank CD5743	1,009,644	–	–	–	–	–
01/23/23–East West Bank CD0174	2,004,239	–	–	–	2,004,239	–
01/23/23–East West Bank CD0553	2,004,239	–	–	–	2,004,239	–
01/23/23–East West Bank CD6002	2,004,239	–	–	–	–	2,004,239
01/23/23–East West Bank CD6607	2,004,239	–	–	–	–	2,004,239
06/30/23–Origin Bank CD1735	1,002,500	–	–	–	1,002,500	–
06/30/23–Origin Bank CD9857	1,002,500	–	–	–	–	1,002,500
06/30/23–Origin Bank CD7978	1,002,500	–	–	–	–	–
06/30/23–East West Bank CD8172	5,000,000	–	–	–	–	–
<b>Totals</b>	<b>\$ 74,071,342</b>	<b>\$ 209,794</b>	<b>\$ 154,361</b>	<b>\$ 1,747,958</b>	<b>\$ 18,465,538</b>	<b>\$ 19,376,893</b>

**Allocation**  
**June 30, 2022**

(continued)

<b>Book &amp; Market Value</b>	<b>Capital Projects</b>	<b>Special Revenue</b>	<b>CARES Act Funds</b>	<b>Restricted Water Impact</b>	<b>Restricted Sewer Impact</b>	<b>Restricted Roadway</b>	<b>Street Maint.</b>
ANB MMA	\$ 1,993,888	\$ 441,282	\$ 358,495	\$ 1,531,303	\$ 1,716,539	\$ 524,154	\$ 800,935
NexBank IntraFi MMA	4,285,336	218,391	—	767,470	860,308	262,699	401,419
TexPool	158,544	34,648	—	121,761	136,490	41,678	63,686
07/07/22—Citizens Bank CD5763	—	—	—	—	—	—	—
07/07/22—Citizens Bank CD5773	—	—	—	—	—	—	—
07/07/22—Citizens Bank CD5783	1,009,599	—	—	—	—	—	—
07/25/22—Prosperity Bank CD0141	1,008,864	—	—	—	—	—	—
07/25/22—Prosperity Bank CD0142	—	—	—	—	—	—	—
01/07/23—Citizens Bank CD5723	—	—	—	—	—	—	—
01/07/23—Citizens Bank CD5733	—	—	—	—	—	—	—
01/07/23—Citizens Bank CD5743	1,009,644	—	—	—	—	—	—
01/23/23—East West Bank CD0174	—	—	—	—	—	—	—
01/23/23—East West Bank CD0553	—	—	—	—	—	—	—
01/23/23—East West Bank CD6002	—	—	—	—	—	—	—
01/23/23—East West Bank CD6607	—	—	—	—	—	—	—
06/30/23—Origin Bank CD1735	—	—	—	—	—	—	—
06/30/23—Origin Bank CD9857	—	—	—	—	—	—	—
06/30/23—Origin Bank CD7978	—	—	—	406,981	456,212	139,307	—
06/30/23—East West Bank CD8172	5,000,000	—	—	—	—	—	—
<b>Totals</b>	<b>\$ 14,465,874</b>	<b>\$ 694,321</b>	<b>\$ 358,495</b>	<b>\$ 2,827,515</b>	<b>\$ 3,169,549</b>	<b>\$ 967,838</b>	<b>\$ 1,266,040</b>

**Allocation**  
**June 30, 2022**

(continued)

<b>Book &amp; Market Value</b>	<b>VERF</b>	<b>MDD</b>	<b>Health Insurance</b>	<b>Station O&amp;M PID</b>	<b>American Rescue Plan</b>	<b>Hotel Occupancy</b>	<b>EDC</b>
ANB MMA	\$ 1,247,520	\$ 493,190	\$ 627,444	\$ 21,416	\$ 3,234,288	\$ 4,811	\$ 2,127,257
NexBank IntraFi MMA	625,241	247,180	314,467	10,733	–	2,411	1,053,654
TexPool	99,196	39,216	49,891	1,703	–	383	167,165
07/07/22–Citizens Bank CD5763	–	–	–	–	–	–	–
07/07/22–Citizens Bank CD5773	–	–	–	–	–	–	–
07/07/22–Citizens Bank CD5783	–	–	–	–	–	–	–
07/25/22–Prosperity Bank CD0141	–	–	–	–	–	–	–
07/25/22–Prosperity Bank CD0142	–	–	–	–	–	–	–
01/07/23–Citizens Bank CD5723	–	–	–	–	–	–	–
01/07/23–Citizens Bank CD5733	–	–	–	–	–	–	–
01/07/23–Citizens Bank CD5743	–	–	–	–	–	–	–
01/23/23–East West Bank CD0174	–	–	–	–	–	–	–
01/23/23–East West Bank CD0553	–	–	–	–	–	–	–
01/23/23–East West Bank CD6002	–	–	–	–	–	–	–
01/23/23–East West Bank CD6607	–	–	–	–	–	–	–
06/30/23–Origin Bank CD1735	–	–	–	–	–	–	–
06/30/23–Origin Bank CD9857	–	–	–	–	–	–	–
06/30/23–Origin Bank CD7978	–	–	–	–	–	–	–
06/30/23–East West Bank CD8172	–	–	–	–	–	–	–
<b>Totals</b>	<b>\$ 1,971,957</b>	<b>\$ 779,586</b>	<b>\$ 991,802</b>	<b>\$ 33,852</b>	<b>\$ 3,234,288</b>	<b>\$ 7,605</b>	<b>\$ 3,348,075</b>

**Allocation**  
**March 31, 2022**

<b>Book &amp; Market Value</b>	<b>Total</b>	<b>TIRZ #2 Station</b>	<b>GO I&amp;S</b>	<b>General Fund</b>	<b>W/S Restricted</b>	<b>W/S Operations</b>	<b>Capital Projects</b>	<b>2017 CO</b>
ANB MMA	\$ 35,048,771	\$ 46,772	\$ 1,699,899	\$ 10,008,084	\$ 293,080	\$ 6,712,317	\$ 2,801,551	\$ -
NexBank IntraFi MMA	13,237,685	-	4,148	107,484	-	113,000	4,307,664	1,943,524
TexPool	2,064,890	-	-	-	-	5,110	429,258	-
04/06/22-Texas Security Bank CD2530	1,018,037	-	-	1,018,037	-	-	-	-
04/06/22-Texas Security Bank CD2529	1,018,037	-	-	-	-	1,018,037	-	-
06/30/22-Prosperity Bank CD 0135	1,010,931	-	-	1,010,931	-	-	-	-
06/30/22-Prosperity Bank CD 0136	1,010,931	-	-	-	-	1,010,931	-	-
06/30/22-Origin Bank CD1735	1,001,877	-	-	1,001,877	-	-	-	-
06/30/22-Origin Bank CD9857	1,001,877	-	-	-	-	1,001,877	-	-
06/30/22-Origin Bank CD7978	1,001,877	-	-	-	-	-	-	-
07/07/22-Citizens Bank CD5763	1,007,978	-	-	-	-	1,007,978	-	-
07/07/22-Citizens Bank CD5773	1,007,978	-	-	1,007,978	-	-	-	-
07/07/22-Citizens Bank CD5783	1,007,978	-	-	-	-	-	1,007,978	-
07/25/22-Prosperity Bank CD0141	1,008,356	-	-	-	-	-	1,008,356	-
07/25/22-Prosperity Bank CD0142	1,008,356	-	-	1,008,356	-	-	-	-
01/07/23-Citizens Bank CD5723	1,008,009	-	-	1,008,009	-	-	-	-
01/07/23-Citizens Bank CD5733	1,008,009	-	-	-	-	1,008,009	-	-
01/07/23-Citizens Bank CD5743	1,008,009	-	-	-	-	-	1,008,009	-
01/23/23-East West Bank CD0174	2,001,842	-	-	2,001,842	-	-	-	-
01/23/23-East West Bank CD0553	2,001,842	-	-	2,001,842	-	-	-	-
01/23/23-East West Bank CD6002	2,001,842	-	-	-	-	2,001,842	-	-
01/23/23-East West Bank CD6607	2,001,842	-	-	-	-	2,001,842	-	-
<b>Totals</b>	<b>\$ 73,486,952</b>	<b>\$ 46,772</b>	<b>\$ 1,704,047</b>	<b>\$ 20,174,440</b>	<b>\$ 293,080</b>	<b>\$ 15,880,944</b>	<b>\$ 10,562,815</b>	<b>\$ 1,943,524</b>

**Allocation**  
**March 31, 2022**

(continued)

<b>Book &amp; Market Value</b>	<b>2017A CO</b>	<b>2019/2020 Tax Notes</b>	<b>Restricted Park Develop.</b>	<b>CARES Act Funds</b>	<b>Restricted General</b>	<b>Restricted Water Impact</b>	<b>Restricted Sewer Impact</b>	<b>Restricted Roadway</b>
ANB MMA	\$ -	\$ -	\$ 312,000	\$ 358,218	\$ 225,931	\$ 1,196,357	\$ 1,341,076	\$ 409,504
NexBank IntraFi MMA	3,279,005	-	85,506	-	61,918	542,643	608,284	185,743
TexPool	-	1,602,391	-	-	-	11,420	12,801	3,909
04/06/22-Texas Security Bank CD2530	-	-	-	-	-	-	-	-
04/06/22-Texas Security Bank CD2529	-	-	-	-	-	-	-	-
06/30/22-Prosperity Bank CD 0135	-	-	-	-	-	-	-	-
06/30/22-Prosperity Bank CD 0136	-	-	-	-	-	-	-	-
06/30/22-Origin Bank CD1735	-	-	-	-	-	-	-	-
06/30/22-Origin Bank CD9857	-	-	-	-	-	-	-	-
06/30/22-Origin Bank CD7978	-	-	-	-	-	406,728	455,929	139,220
07/07/22-Citizens Bank CD5763	-	-	-	-	-	-	-	-
07/07/22-Citizens Bank CD5773	-	-	-	-	-	-	-	-
07/07/22-Citizens Bank CD5783	-	-	-	-	-	-	-	-
07/25/22-Prosperity Bank CD0141	-	-	-	-	-	-	-	-
07/25/22-Prosperity Bank CD0142	-	-	-	-	-	-	-	-
01/07/23-Citizens Bank CD5723	-	-	-	-	-	-	-	-
01/07/23-Citizens Bank CD5733	-	-	-	-	-	-	-	-
01/07/23-Citizens Bank CD5743	-	-	-	-	-	-	-	-
01/23/23-East West Bank CD0174	-	-	-	-	-	-	-	-
01/23/23-East West Bank CD0553	-	-	-	-	-	-	-	-
01/23/23-East West Bank CD6002	-	-	-	-	-	-	-	-
01/23/23-East West Bank CD6607	-	-	-	-	-	-	-	-
<b>Totals</b>	<b>\$ 3,279,005</b>	<b>\$ 1,602,391</b>	<b>\$ 397,506</b>	<b>\$ 358,218</b>	<b>\$ 287,849</b>	<b>\$ 2,157,147</b>	<b>\$ 2,418,090</b>	<b>\$ 738,376</b>

**Allocation**  
**March 31, 2022**

(continued)

<b>Book &amp; Market Value</b>	<b>Street Maint.</b>	<b>VERF</b>	<b>MDD</b>	<b>Health Insurance</b>	<b>Station O&amp;M PID</b>	<b>American Rescue Plan</b>	<b>Hotel Occupancy</b>	<b>EDC</b>
ANB MMA	\$ 1,104,934	\$ 1,523,275	\$ 896,359	\$ 774,794	\$ 33,852	\$ 3,233,885	\$ 4,950	\$ 2,071,932
NexBank IntraFi MMA	—	427,914	338,436	185,502	—	—	—	1,046,915
TexPool	—	—	—	—	—	—	—	—
04/06/22–Texas Security Bank CD2530	—	—	—	—	—	—	—	—
04/06/22–Texas Security Bank CD2529	—	—	—	—	—	—	—	—
06/30/22–Prosperity Bank CD 0135	—	—	—	—	—	—	—	—
06/30/22–Prosperity Bank CD 0136	—	—	—	—	—	—	—	—
06/30/22–Origin Bank CD1735	—	—	—	—	—	—	—	—
06/30/22–Origin Bank CD9857	—	—	—	—	—	—	—	—
06/30/22–Origin Bank CD7978	—	—	—	—	—	—	—	—
07/07/22–Citizens Bank CD5763	—	—	—	—	—	—	—	—
07/07/22–Citizens Bank CD5773	—	—	—	—	—	—	—	—
07/07/22–Citizens Bank CD5783	—	—	—	—	—	—	—	—
07/25/22–Prosperity Bank CD0141	—	—	—	—	—	—	—	—
07/25/22–Prosperity Bank CD0142	—	—	—	—	—	—	—	—
01/07/23–Citizens Bank CD5723	—	—	—	—	—	—	—	—
01/07/23–Citizens Bank CD5733	—	—	—	—	—	—	—	—
01/07/23–Citizens Bank CD5743	—	—	—	—	—	—	—	—
01/23/23–East West Bank CD0174	—	—	—	—	—	—	—	—
01/23/23–East West Bank CD0553	—	—	—	—	—	—	—	—
01/23/23–East West Bank CD6002	—	—	—	—	—	—	—	—
01/23/23–East West Bank CD6607	—	—	—	—	—	—	—	—
<b>Totals</b>	<b>\$ 1,104,934</b>	<b>\$ 1,951,189</b>	<b>\$ 1,234,795</b>	<b>\$ 960,297</b>	<b>\$ 33,852</b>	<b>\$ 3,233,885</b>	<b>\$ 4,950</b>	<b>\$ 3,118,846</b>

**Portfolio Summary**  
**City of Sachse, TX**  
**June 30, 2022**

Investments by Type

	<i>Book Value</i>	<i>Percent</i>
<i>Money Market Account*</i>	\$ 47,903,232	64.7%
<i>Investment Pools</i>	2,068,199	2.8%
<i>CD's</i>	24,099,911	32.5%
 <i>Total*</i>	 <u><u>\$ 74,071,342</u></u>	 100%

\*(Includes Sachse EDC Money Market)

Investments by Maturity Date

<i>30 days and under</i>	\$ 58,025,455	78%
<i>31 - 90 days</i>	0	0%
<i>91 - 180 days</i>	0	0%
<i>181 - 365 days</i>	16,045,887	22%
<i>366 - 760 days</i>	0	0%
 <i>Total Principal Invested</i>	 <u><u>\$ 74,071,342</u></u>	 100%

Portfolio Yield

<i>Portfolio</i>	<i>Fiscal YTD Interest</i>	<i>Int Earned this QTR</i>	<i>Fiscal YTD % of total</i>
<i>General Fund</i>	\$ 40,132	\$ 16,472	22.27%
<i>Utility Fund</i>	57,335	19,804	31.82%
<i>Debt Service Fund</i>	4,559	264	2.53%
<i>Capital Projects Fund</i>	48,981	26,646	27.18%
<i>Special Revenue Fund</i>	2,590	568	1.44%
<i>Impact Fee Fund</i>	11,831	4,377	6.57%
<i>Street Maintenance Fund</i>	1,547	538	0.86%
<i>Vehicle/Equipment Fund</i>	1,801	552	1.00%
<i>Health Insurance Fund</i>	1,783	600	0.99%
<i>Station O&amp;M PID</i>	0	0	0.00%
<i>RESCUE Plan Fund</i>	967	403	0.54%
<i>Hotel Occupancy Tax Fund</i>	0	0	0.00%
<i>TIRZ#1 PGBT</i>	3	3	0.00%
<i>TIRZ#2 Station</i>	98	25	0.05%
<i>Sachse EDC</i>	6,327	2,561	3.51%
<i>Municipal Development District</i>	2,237	814	1.24%
 <i>Total Portfolios</i>	 <u><u>\$ 180,193</u></u>	 <u><u>\$ 73,627</u></u>	 100.00%



City of Sachse, TX  
Investment Portfolios  
April 30, 2022

Source	Description	Cusip/ Ref	Purchase Date	Maturity Date	Coupon (Int. Rate)	Days to Maturity	Principal Invested	Book Value			Market Value		
								Beginning of Month	Change <sup>1</sup>	End of Month	Beginning of Month	Change	End of Month
<b>Debt Service</b>													
Debt Service Fund	Money Market	114512	4/30/2022	5/1/2022	0.3100%	1	1,699,899	1,699,899	21,988	1,721,887	1,699,899	21,988	1,721,887
Debt Service Fund	Money Market	NexBank	4/30/2022	5/1/2022	0.4000%	1	4,148	4,148	1	4,150	4,148	1	4,150
Debt Service Fund	TexPool	1111-000	4/30/2022	5/1/2022	0.3005%	1	-	-	-	-	-	-	-
<b>Total</b>							<b>1,704,047</b>	<b>1,704,047</b>	<b>21,989</b>	<b>1,726,036</b>	<b>1,704,047</b>	<b>21,989</b>	<b>1,726,036</b>
<b>General Fund</b>													
General Fund	Money Market	114512	4/30/2022	5/1/2022	0.3100%	1	10,008,084	10,008,084	119,380	10,127,464	10,008,084	119,380	10,127,464
General Fund	Money Market	NexBank	4/30/2022	5/1/2022	0.4000%	1	107,484	107,484	35	107,520	107,484	35	107,520
General Fund	CD	Origin 1735	6/30/2021	6/30/2022	0.2500%	61	1,000,000	1,001,877	205	1,002,082	1,001,877	205	1,002,082
General Fund	CD	Prosperity 135	6/30/2021	6/30/2022	0.2000%	61	1,009,420	1,010,931	172	1,011,103	1,010,931	172	1,011,103
General Fund	CD	East West 0553	1/21/2022	1/23/2023	0.4800%	268	2,000,000	2,001,842	790	2,002,632	2,001,842	790	2,002,632
General Fund	CD	East West 0174	1/21/2022	1/23/2023	0.4800%	268	2,000,000	2,001,842	790	2,002,632	2,001,842	790	2,002,632
General Fund	CD	Citizens 5723	1/7/2022	1/7/2023	0.6500%	252	1,000,000	1,008,009	539	1,008,548	1,008,009	539	1,008,548
General Fund	CD	Citizens 5773	1/7/2022	7/7/2022	0.6500%	68	1,000,000	1,007,978	534	1,008,512	1,007,978	534	1,008,512
General Fund	CD	Prosperity 142	7/23/2021	7/25/2022	0.2000%	86	1,007,014	1,008,356	171	1,008,527	1,008,356	171	1,008,527
General Fund	CD	Texas Sec 530	4/6/2020	4/6/2022	0.9500%		1,000,000	1,018,037	(1,018,037)	-	1,018,037	(1,018,037)	-
<b>Total</b>							<b>20,132,003</b>	<b>20,174,440</b>	<b>(895,421)</b>	<b>19,279,019</b>	<b>20,174,440</b>	<b>(895,421)</b>	<b>19,279,018</b>
<b>Utility Fund</b>													
Utility Fund	Money Market	114512	4/30/2022	5/1/2022	0.3100%	1	7,005,397	7,005,397	1,112,815	8,118,212	7,005,397	1,112,815	8,118,212
Utility Fund	Money Market	NexBank	4/30/2022	5/1/2022	0.4000%	1	2,056,524	2,056,524	892	2,057,415	2,056,524	892	2,057,415
Utility Fund	TexPool	1111-000	4/30/2022	5/1/2022	0.3005%	1	5,110	5,110	1	5,112	5,110	1	5,112
Utility Fund	CD	East West 6607	1/21/2022	1/23/2023	0.4800%	268	2,000,000	2,001,842	790	2,002,632	2,001,842	790	2,002,632
Utility Fund	CD	East West 6002	1/21/2022	1/23/2023	0.4800%	268	2,000,000	2,001,842	790	2,002,632	2,001,842	790	2,002,632
Utility Fund	CD	Origin 9857	6/30/2021	6/30/2022	0.2500%	61	1,000,000	1,001,877	205	1,002,082	1,001,877	205	1,002,082
Utility Fund	CD	Citizens 5733	1/7/2022	1/7/2023	0.6500%	252	1,006,521	1,008,009	539	1,008,548	1,008,009	539	1,008,548
Utility Fund	CD	Citizens 5763	1/7/2022	7/7/2023	0.6500%	433	1,000,000	1,007,978	534	1,008,512	1,007,978	534	1,008,512
Utility Fund	CD	Prosperity 136	6/30/2021	6/30/2022	0.2000%	61	1,009,420	1,010,931	172	1,011,103	1,010,931	172	1,011,103
Utility Fund	CD	Texas Sec 2529	4/6/2020	4/6/2022	0.9500%		1,000,000	1,018,037	(1,018,037)	-	1,018,037	(1,018,037)	-
<b>Total</b>							<b>18,082,972</b>	<b>18,117,547</b>	<b>98,701</b>	<b>18,216,248</b>	<b>18,117,547</b>	<b>98,701</b>	<b>18,216,249</b>
<b>Capital Projects Fund</b>													
Capital Projects Fund	Money Market	114512	4/30/2022	5/1/2022	0.3100%	1	2,801,551	2,801,551	(337,738)	2,463,813	2,801,551	(337,738)	2,463,813
Capital Project Funds	Money Market	NexBank	4/30/2022	5/1/2022	0.4000%	1	7,586,669	7,586,669	4,001	7,590,670	7,586,669	4,001	7,590,670
Capital Project Funds	TexPool	1111-000	4/30/2022	5/1/2022	0.3005%	1	2,031,649	2,031,649	508	2,032,157	2,031,649	508	2,032,157
Capital Projects Fund	CD	Prosperity 141	7/23/2021	7/25/2022	0.2000%	86	1,007,014	1,008,356	171	1,008,527	1,008,356	171	1,008,527
Capital Projects Fund	CD	Citizens 5743	1/7/2022	1/7/2023	0.6500%	252	1,006,521	1,008,009	539	1,008,548	1,008,009	539	1,008,548
Capital Projects Fund	CD	Citizens 5783	1/7/2021	7/7/2022	0.6500%	68	1,000,000	1,007,978	534	1,008,512	1,007,978	534	1,008,512
<b>Total</b>							<b>15,433,403</b>	<b>15,444,211</b>	<b>(331,985)</b>	<b>15,112,227</b>	<b>15,444,211</b>	<b>(331,985)</b>	<b>15,112,226</b>
<b>Special Revenue Fund</b>													
Special Revenue Fund	Money Market	NexBank	4/30/2022	5/1/2022	0.4000%	1	147,424	147,424	49	147,472	147,424	49	147,472
CARES ACT	Money Market	114512	4/30/2022	5/1/2022	0.3100%	1	358,218	358,218	94	358,313	358,218	94	358,313
Special Revenue Fund	Money Market	114512	4/30/2022	5/1/2022	0.3100%	1	537,931	537,931	1,433	539,364	537,931	1,433	539,364
<b>Total</b>							<b>1,043,573</b>	<b>1,043,573</b>	<b>1,576</b>	<b>1,045,149</b>	<b>1,043,573</b>	<b>1,576</b>	<b>1,045,150</b>

City of Sachse, TX  
Investment Portfolios  
April 30, 2022

Source	Description	Cusip/ Ref	Purchase Date	Maturity Date	Coupon (Int. Rate)	Days to Maturity	Principal Invested	Book Value			Market Value		
								Beginning of Month	Change <sup>1</sup>	End of Month	Beginning of Month	Change	End of Month
TIRZ#1 PGBT													
TIRZ#1 PGBT	Money Market	114512	4/30/2022	5/1/2022	0.3100%	1	-	-	210,151	210,151	-	210,151	210,151
TIRZ#1 PGBT	TexPool	1111-000	4/30/2022	5/1/2022	0.3005%	1							
TIRZ#1 PGBT	Money Market	NexBank	4/30/2022	5/1/2022	0.4000%	1							
<b>Total</b>							-	-	210,151	210,151	-	210,151	210,151
Impact Fee Fund													
Impact Fees	Money Market	114512	4/30/2022	5/1/2022	0.3100%	1	2,946,937	2,946,937	1,192,965	4,139,902	2,946,937	1,192,965	4,139,902
Impact Fees	CD	Origin 7978	4/30/2022	6/30/2022	0.2500%	61	1,000,000	1,001,877	205	1,002,082	1,001,877	205	1,002,082
Impact Fees	Money Market	NexBank	4/30/2022	5/1/2022	0.4000%	1	1,336,670	1,336,670	440	1,337,109	1,336,670	440	1,337,109
Impact Fees	TexPool	1111-000	4/30/2022	5/1/2022	0.3005%	1	28,130	28,130	7	28,137	28,130	7	28,137
<b>Total</b>							5,311,737	5,313,613	1,193,617	6,507,231	5,313,613	1,193,617	6,507,232
Street Maintenance Tax Fund													
Street Maintenance Tax Fund	Money Market	114512	4/30/2022	5/1/2022	0.3100%	1	1,104,934	1,104,934	43,672	1,148,606	1,104,934	43,672	1,148,606
<b>Total</b>							1,104,934	1,104,934	43,672	1,148,606	1,104,934	43,672	1,148,606
Health Insurance Fund													
Health Insurance Fund	Money Market	114512	4/30/2022	5/1/2022	0.3100%	1	774,794	774,794	15,383	790,177	774,794	15,383	790,177
Health Insurance Fund	Money Market	NexBank	4/30/2022	5/1/2022	0.4000%	1	185,502	185,502	61	185,563	185,502	61	185,563
<b>Total</b>							960,297	960,297	15,444	975,740	960,297	15,444	975,739
Economic Development Corporation (EDC) Fund													
Economic Development Corporation	Money Market	114512	4/30/2022	5/1/2022	0.3100%	1	2,071,932	2,071,932	54,577	2,126,508	2,071,932	54,577	2,126,508
Economic Development Corporation	Money Market	NexBank	4/30/2022	5/1/2022	0.4000%	1	1,046,915	1,046,915	344	1,047,259	1,046,915	344	1,047,259
<b>Total</b>							3,118,846	3,118,846	54,921	3,173,768	3,118,846	54,921	3,173,768
Vehicle/Equipment Replacement Fund (VERF)													
VERF	Money Market	114512	4/30/2022	5/1/2022	0.3100%	1	1,523,275	1,523,275	62,167	1,585,442	1,523,275	62,167	1,585,442
VERF	Money Market	NexBank	4/30/2022	5/1/2022	0.4000%	1	427,914	427,914	141	428,055	427,914	141	428,055
<b>Total</b>							1,951,189	1,951,189	62,308	2,013,497	1,951,189	62,308	2,013,497
Municipal Development District													
Municipal Development District	Money Market	114512	4/30/2022	5/1/2022	0.3100%	1	896,359	896,359	37,455	933,814	896,359	37,455	933,814
Municipal Development District	Money Market	NexBank	4/30/2022	5/1/2022	0.4000%	1	338,436	338,436	111	338,547	338,436	111	338,547
<b>Total</b>							1,234,795	1,234,795	37,566	1,272,361	1,234,795	37,566	1,272,361
TIRZ#2 Station													
TIRZ#2 Station	Money Market	114512	4/30/2022	5/1/2022	0.3100%	1	46,772	46,772	115,249	162,021	46,772	115,249	162,021
<b>Total</b>							46,772	46,772	115,249	162,021	46,772	115,249	162,021
Station O&M PID													
Station O&M PID	Money Market	114512	4/30/2022	5/1/2022	0.3100%	1	33,852	33,852	-	33,852	33,852	-	33,852
<b>Total</b>							33,852	33,852	-	33,852	33,852	-	33,852
American Rescue Plan													
American Rescue Plan	Money Market	114512	4/30/2022	5/1/2022	0.3100%	1	3,233,885	3,233,885	137	3,234,023	3,233,885	137	3,234,023
<b>Total</b>							3,233,885	3,233,885	137	3,234,023	3,233,885	137	3,234,023
Hotel Occupancy Tax Fund													
Hotel Occupancy Tax Fund	Money Market	114512	4/30/2022	5/1/2022	0.3100%	1	4,950	4,950	-	4,950	4,950	-	4,950
<b>Total</b>							4,950	4,950	-	4,950	4,950	-	4,950
<b>Total</b>							73,397,255	73,486,952	627,925	74,114,878	73,486,952	627,925	74,114,878

City of Sachse, TX  
Investment Portfolios  
April 30, 2022

Source	Description	Cusip/ Ref	Purchase Date	Maturity Date	Coupon (Int. Rate)	Days to Maturity	Principal Invested	Book Value			Market Value		
								Beginning of Month	Change <sup>1</sup>	End of Month	Beginning of Month	Change	End of Month

Summary of Portfolios by Security Type  
04/30/22

Security Type	Percent of Total (Book Value)	Average # of days	Average Yield	Principal Invested	Book Value			Market Value		
					Beginning of Month	Change	End of Month	Beginning of Month	Change	End of Month
Money Market Account	68.73%	1	0.3454%	48,286,456	48,286,456	2,655,802	50,942,258	48,286,456	2,655,802	50,942,258
TexPool	2.79%	1	0.3005%	2,064,890	2,064,890	516	2,065,406	2,064,890	516	2,065,406
CD's	28.48%	169	0.4879%	23,045,910	23,135,607	(2,028,393)	21,107,214	23,135,607	(2,028,393)	21,107,214
<b>Total</b>	<b>100.00%</b>			<b>73,397,255</b>	<b>73,486,952</b>	<b>627,925</b>	<b>74,114,878</b>	<b>73,486,952</b>	<b>627,925</b>	<b>74,114,878</b>

Change<sup>1</sup> = Investment activity includes earnings, deposits and withdrawals.

City of Sachse, TX  
Investment Portfolios  
May 31, 2022

Source	Description	Cusip/ Ref	Purchase Date	Maturity Date	Coupon (Int. Rate)	Days to Maturity	Principal Invested	Book Value			Market Value		
								Beginning of Month	Change <sup>1</sup>	End of Month	Beginning of Month	Change	End of Month
Debt Service Fund													
Debt Service Fund	Money Market	114512	5/31/2022	6/1/2022	0.3100%	1	1,721,887	1,721,887	6,552	1,728,439	1,721,887	6,552	1,728,439
Debt Service Fund	Money Market	NexBank	5/31/2022	6/1/2022	0.9500%	1	4,150	4,150	2	4,152	4,150	2	4,152
Debt Service Fund	TexPool	1111-000	5/31/2022	6/1/2022	0.6366%	1	-	-	-	-	-	-	-
<b>Total</b>							<b>1,726,036</b>	<b>1,726,036</b>	<b>6,554</b>	<b>1,732,590</b>	<b>1,726,036</b>	<b>6,554</b>	<b>1,732,590</b>
General Fund													
General Fund	Money Market	114512	5/31/2022	6/1/2022	0.3100%	1	10,127,464	10,127,464	(145,201)	9,982,263	10,127,464	(145,201)	9,982,263
General Fund	Money Market	NexBank	5/31/2022	6/1/2022	0.9500%	1	107,520	107,520	54	107,574	107,520	54	107,574
General Fund	CD	Origin 1735	6/30/2021	6/30/2022	0.2500%	30	1,000,000	1,002,082	212	1,002,295	1,002,082	212	1,002,295
General Fund	CD	Prosperity 135	6/30/2021	6/30/2022	0.2000%	30	1,009,420	1,011,103	166	1,011,269	1,011,103	166	1,011,269
General Fund	CD	East West 0553	1/21/2022	1/23/2023	0.4800%	237	2,000,000	2,002,632	817	2,003,448	2,002,632	817	2,003,448
General Fund	CD	East West 0174	1/21/2022	1/23/2023	0.4800%	237	2,000,000	2,002,632	817	2,003,448	2,002,632	817	2,003,448
General Fund	CD	Citizens 5723	1/7/2022	1/7/2023	0.6500%	221	1,000,000	1,008,548	557	1,009,105	1,008,548	557	1,009,105
General Fund	CD	Citizens 5773	1/7/2022	7/7/2022	0.6500%	37	1,000,000	1,008,512	552	1,009,064	1,008,512	552	1,009,064
General Fund	CD	Prosperity 142	7/23/2021	7/25/2022	0.2000%	55	1,007,014	1,008,527	166	1,008,693	1,008,527	166	1,008,693
General Fund	CD						-	-	-	-	-	-	-
<b>Total</b>							<b>19,251,418</b>	<b>19,279,019</b>	<b>(141,860)</b>	<b>19,137,159</b>	<b>19,279,019</b>	<b>(141,860)</b>	<b>19,137,159</b>
Utility Fund													
Utility Fund	Money Market	114512	5/31/2022	6/1/2022	0.3100%	1	8,118,212	8,118,212	545,832	8,664,044	8,118,212	545,832	8,664,044
Utility Fund	Money Market	NexBank	5/31/2022	6/1/2022	0.9500%	1	2,057,415	2,057,415	1,364	2,058,780	2,057,415	1,364	2,058,780
Utility Fund	TexPool	1111-000	5/31/2022	6/1/2022	0.6366%	1	5,112	5,112	3	5,114	5,112	3	5,114
Utility Fund	CD	East West 6607	1/21/2022	1/23/2023	0.4800%	237	2,000,000	2,002,632	817	2,003,448	2,002,632	817	2,003,448
Utility Fund	CD	East West 6002	1/21/2022	1/23/2023	0.4800%	237	2,000,000	2,002,632	817	2,003,448	2,002,632	817	2,003,448
Utility Fund	CD	Origin 9857	6/30/2021	6/30/2022	0.2500%	30	1,000,000	1,002,082	212	1,002,295	1,002,082	212	1,002,295
Utility Fund	CD	Citizens 5733	1/7/2022	1/7/2023	0.6500%	221	1,000,000	1,008,548	557	1,009,105	1,008,548	557	1,009,105
Utility Fund	CD	Citizens 5763	1/7/2021	7/7/2022	0.6500%	37	1,000,000	1,008,512	552	1,009,064	1,008,512	552	1,009,064
Utility Fund	CD	Prosperity 136	6/30/2021	6/30/2022	0.2000%	30	1,009,420	1,011,103	166	1,011,269	1,011,103	166	1,011,269
Utility Fund	CD						-	-	-	-	-	-	-
<b>Total</b>							<b>18,190,159</b>	<b>18,216,248</b>	<b>550,319</b>	<b>18,766,567</b>	<b>18,216,248</b>	<b>550,319</b>	<b>18,766,567</b>
Capital Projects Fund													
Capital Projects Fund	Money Market	114512	5/31/2022	6/1/2022	0.3100%	1	2,463,813	2,463,813	(496,389)	1,967,424	2,463,813	(496,389)	1,967,424
Capital Projects Fund	Money Market	NexBank	5/31/2022	6/1/2022	0.9500%	1	7,590,670	7,590,670	6,119	7,596,789	7,590,670	6,119	7,596,789
Capital Projects Fund	TexPool	1111-000	5/31/2019	6/1/2019	0.6366%	1	2,032,157	2,032,157	1,075	2,033,232	2,032,157	1,075	2,033,232
Capital Projects Fund	CD	Prosperity 141	7/23/2021	7/25/2022	0.2000%	55	1,007,014	1,008,527	166	1,008,693	1,008,527	166	1,008,693
Capital Projects Fund	CD	Citizens 5743	1/7/2022	1/7/2023	0.6500%	221	1,000,000	1,008,548	557	1,009,105	1,008,548	557	1,009,105
Capital Projects Fund	CD	Citizens 5783	1/7/2021	7/7/2022	0.6500%	37	1,000,000	1,008,512	552	1,009,064	1,008,512	552	1,009,064
<b>Total</b>							<b>15,093,654</b>	<b>15,112,227</b>	<b>(487,921)</b>	<b>14,624,306</b>	<b>15,112,227</b>	<b>(487,921)</b>	<b>14,624,306</b>

City of Sachse, TX  
Investment Portfolios  
May 31, 2022

Source	Description	Cusip/ Ref	Purchase Date	Maturity Date	Coupon (Int. Rate)	Days to Maturity	Principal Invested	Book Value			Market Value		
								Beginning of Month	Change <sup>1</sup>	End of Month	Beginning of Month	Change	End of Month
Special Revenue Fund													
Special Revenue Fund	Money Market	NexBank	5/31/2022	6/1/2022	0.9500%	1	147,472	147,472	74	147,546	147,472	74	147,546
CARES ACT	Money Market	114512	5/31/2022	6/1/2022	0.3100%	1	358,313	358,313	91	358,404	358,313	91	358,404
Special Revenue Fund	Money Market	114512	5/31/2022	6/1/2022	0.3100%	1	539,364	539,364	10,636	550,000	539,364	10,636	550,000
<b>Total</b>							<b>1,045,149</b>	<b>1,045,149</b>	<b>10,801</b>	<b>1,055,950</b>	<b>1,045,149</b>	<b>10,801</b>	<b>1,055,950</b>
TIRZ#1 PGBT													
TIRZ#1 PGBT	Money Market	114512	5/31/2022	6/1/2022	0.3100%	1	210,151	210,151	(333)	209,818	210,151	(333)	209,818
TIRZ#1 PGBT	TexPool	1111-000	5/31/2019	6/1/2019	0.6366%	1							
TIRZ#1 PGBT	Money Market	NexBank	5/31/2022	6/1/2022	0.9500%	1							
<b>Total</b>							<b>210,151</b>	<b>210,151</b>	<b>(333)</b>	<b>209,818</b>	<b>210,151</b>	<b>(333)</b>	<b>209,818</b>
Impact Fee Fund													
Impact Fees	Money Market	114512	5/31/2022	6/1/2022	0.3100%	1	4,139,902	4,139,902	1,420,281	5,560,183	4,139,902	1,420,281	5,560,183
Impact Fees	CD	Origin 7978	5/31/2022	6/30/2022	0.2500%	30	1,000,000	1,002,082	212	1,002,295	1,002,082	212	1,002,295
Impact Fees	Money Market	NexBank	5/31/2022	6/1/2022	0.9500%	1	1,337,109	1,337,109	672	1,337,782	1,337,109	672	1,337,782
Impact Fees	TexPool	1111-000	5/31/2022	6/1/2022	0.6366%	1	28,137	28,137	15	28,152	28,137	15	28,152
<b>Total</b>							<b>6,505,148</b>	<b>6,507,231</b>	<b>1,421,181</b>	<b>7,928,411</b>	<b>6,507,231</b>	<b>1,421,181</b>	<b>7,928,411</b>
Street Maintenance Tax Fund													
Street Maintenance Tax Fund	Money Market	114512	5/31/2022	6/1/2022	0.3100%	1	1,148,606	1,148,606	64,986	1,213,592	1,148,606	64,986	1,213,592
<b>Total</b>							<b>1,148,606</b>	<b>1,148,606</b>	<b>64,986</b>	<b>1,213,592</b>	<b>1,148,606</b>	<b>64,986</b>	<b>1,213,592</b>
Health Insurance Fund													
Health Insurance Fund	Money Market	114512	5/31/2022	6/1/2022	0.3100%	1	790,177	790,177	7,685	797,862	790,177	7,685	797,862
Health Insurance Fund	Money Market	NexBank	5/31/2022	6/1/2022	0.9500%	1	185,563	185,563	93	185,657	185,563	93	185,657
<b>Total</b>							<b>975,740</b>	<b>975,740</b>	<b>7,778</b>	<b>983,519</b>	<b>975,740</b>	<b>7,778</b>	<b>983,519</b>
Economic Development Corporation (EDC) Fund													
Economic Development Corporation	Money Market	114512	5/31/2022	6/1/2022	0.3100%	1	2,126,508	2,126,508	95,657	2,222,166	2,126,508	95,657	2,222,166
Economic Development Corporation	Money Market	NexBank	5/31/2022	6/1/2022	0.9500%	1	1,047,259	1,047,259	527	1,047,786	1,047,259	527	1,047,786
<b>Total</b>							<b>3,173,768</b>	<b>3,173,768</b>	<b>96,184</b>	<b>3,269,952</b>	<b>3,173,768</b>	<b>96,184</b>	<b>3,269,952</b>
Vehicle/Equipment Replacement Fund (VERF)													
VERF	Money Market	114512	5/31/2022	6/1/2022	0.3100%	1	1,585,442	1,585,442	(3,771)	1,581,671	1,585,442	(3,771)	1,581,671
VERF	Money Market	NexBank	5/31/2022	6/1/2022	0.9500%	1	428,055	428,055	215	428,270	428,055	215	428,270
<b>Total</b>							<b>2,013,497</b>	<b>2,013,497</b>	<b>(3,556)</b>	<b>2,009,941</b>	<b>2,013,497</b>	<b>(3,556)</b>	<b>2,009,941</b>
Municipal Development District													
Municipal Development District	Money Market	114512	5/31/2022	6/1/2022	0.3100%	1	933,814	933,814	37,577	971,390	933,814	37,577	971,390
Municipal Development District	Money Market	NexBank	5/31/2022	6/1/2022	0.9500%	1	338,547	338,547	170	338,717	338,547	170	338,717
<b>Total</b>							<b>1,272,361</b>	<b>1,272,361</b>	<b>37,747</b>	<b>1,310,108</b>	<b>1,272,361</b>	<b>37,747</b>	<b>1,310,108</b>
TIRZ#2 Station													
TIRZ#2 Station	Money Market	114512	5/31/2022	6/1/2022	0.3100%	1	162,021	162,021	(3,687)	158,333	162,021	(3,687)	158,333
<b>Total</b>							<b>162,021</b>	<b>162,021</b>	<b>(3,687)</b>	<b>158,333</b>	<b>162,021</b>	<b>(3,687)</b>	<b>158,333</b>

City of Sachse, TX  
Investment Portfolios  
May 31, 2022

Source	Description	Cusip/ Ref	Purchase Date	Maturity Date	Coupon (Int. Rate)	Days to Maturity	Principal Invested	Book Value			Market Value		
								Beginning of Month	Change <sup>1</sup>	End of Month	Beginning of Month	Change	End of Month
Station O&M PID													
Station O&M PID	Money Market	114512	5/31/2022	6/1/2022	0.3100%	1	33,852	33,852	-	33,852	33,852	-	33,852
<b>Total</b>							<b>33,852</b>	<b>33,852</b>	<b>-</b>	<b>33,852</b>	<b>33,852</b>	<b>-</b>	<b>33,852</b>
American Rescue Plan													
American Rescue Plan	Money Market	114512	5/31/2022	6/1/2022	0.3100%	1	3,234,023	3,234,023	133	3,234,155	3,234,023	133	3,234,155
<b>Total</b>							<b>3,234,023</b>	<b>3,234,023</b>	<b>133</b>	<b>3,234,155</b>	<b>3,234,023</b>	<b>133</b>	<b>3,234,155</b>
Hotel Occupancy Tax Fund													
Hotel Occupancy Tax Fund	Money Market	114512	5/31/2022	6/1/2022	0.3100%	1	4,950	4,950	2,655	7,604	4,950	2,655	7,604
<b>Total</b>							<b>4,950</b>	<b>4,950</b>	<b>2,655</b>	<b>7,604</b>	<b>4,950</b>	<b>2,655</b>	<b>7,604</b>
							<b>74,040,532</b>	<b>74,114,878</b>	<b>1,560,980</b>	<b>75,675,858</b>	<b>74,114,878</b>	<b>1,560,980</b>	<b>75,675,858</b>

Summary of Portfolios by Security Type  
05/31/22

Security Type	Percent of Total ( Book Value)	Average # of days	Average Yield	Principal Invested	Book Value			Market Value		
					Beginning of Month	Change	End of Month	Beginning of Month	Change	End of Month
Money Market Account	69.37%	1	0.5614%	50,942,258	50,942,258	1,551,994	52,494,252	50,942,258	1,551,994	52,494,252
TexPool	2.73%	1	0.6366%	2,065,406	2,065,406	1,092	2,066,498	2,065,406	1,092	2,066,498
CD's	27.90%	117	0.4335%	21,032,868	21,107,214	7,894	21,115,107	21,107,214	7,894	21,115,107
<b>Total</b>	<b>100.00%</b>			<b>74,040,532</b>	<b>74,114,878</b>	<b>1,560,980</b>	<b>75,675,858</b>	<b>74,114,878</b>	<b>1,560,980</b>	<b>75,675,858</b>

Change<sup>1</sup> = Investment activity includes earnings, deposits and withdrawals.

City of Sachse, TX  
Investment Portfolios  
June 30, 2022

Source	Description	Cusip/ Ref	Purchase Date	Maturity Date	Coupon (Int. Rate)	Days to Maturity	Principal Invested	Book Value			Market Value		
								Beginning of Month	Change <sup>1</sup>	End of Month	Beginning of Month	Change	End of Month
<b>Debt Service</b>													
Debt Service Fund	Money Market	114512	6/30/2022	7/1/2022	0.3100%	1	1,728,439	1,728,439	(622,628)	1,105,811	1,728,439	(622,628)	1,105,811
Debt Service Fund	Money Market	NexBank	6/30/2022	7/1/2022	1.6000%	1	4,152	4,152	550,067	554,219	4,152	550,067	554,219
Debt Service Fund	TexPool	1111-000	6/30/2022	7/1/2022	0.9921%	1	-	-	87,928	87,928	-	87,928	87,928
<b>Total</b>							<b>1,732,590</b>	<b>1,732,590</b>	<b>15,368</b>	<b>1,747,958</b>	<b>1,732,590</b>	<b>15,368</b>	<b>1,747,958</b>
<b>General Fund</b>													
General Fund	Money Market	114512	6/30/2022	7/1/2022	0.3100%	1	9,982,263	9,982,263	(3,386,202)	6,596,061	9,982,263	(3,386,202)	6,596,061
General Fund	Money Market	NexBank	6/30/2022	7/1/2022	1.6000%	1	107,574	107,574	3,198,289	3,305,863	107,574	3,198,289	3,305,863
General Fund	TexPool	1111-000	6/30/2022	7/1/2022	0.9921%	1	-	-	524,484	524,484	-	524,484	524,484
General Fund	CD	Origin 1735	6/30/2021	6/30/2022	0.2500%	0	1,000,000	1,002,295	205	1,002,500	1,002,295	205	1,002,500
General Fund	CD	Prosperity 135	6/30/2021	6/30/2022	0.2000%	0	1,009,420	1,011,269	(1,011,269)	-	1,011,269	(1,011,269)	-
General Fund	CD	East West 0553	1/21/2022	1/23/2023	0.4800%	207	2,000,000	2,003,448	791	2,004,239	2,003,448	791	2,004,239
General Fund	CD	East West 0174	1/21/2022	1/23/2023	0.4800%	207	2,000,000	2,003,448	791	2,004,239	2,003,448	791	2,004,239
General Fund	CD	Citizens 5723	1/7/2022	1/7/2023	0.6500%	191	1,000,000	1,009,105	539	1,009,644	1,009,105	539	1,009,644
General Fund	CD	Citizens 5773	1/7/2022	7/7/2022	0.6500%	7	1,000,000	1,009,064	534	1,009,599	1,009,064	534	1,009,599
General Fund	CD	Prosperity 142	7/23/2021	7/25/2022	0.2000%	25	1,007,014	1,008,693	171	1,008,864	1,008,693	171	1,008,864
General Fund	CD						-	-	-	-	-	-	-
<b>Total</b>							<b>19,106,271</b>	<b>19,137,159</b>	<b>(671,666)</b>	<b>18,465,493</b>	<b>19,137,159</b>	<b>(671,666)</b>	<b>18,465,493</b>
<b>Utility Fund</b>													
Utility Fund	Money Market	114512	6/30/2022	7/1/2022	0.3100%	1	8,664,044	8,664,044	(137,617)	8,526,427	8,664,044	(137,617)	8,526,427
Utility Fund	Money Market	NexBank	6/30/2022	7/1/2022	1.6000%	1	2,058,780	2,058,780	1,238,404	3,297,184	2,058,780	1,238,404	3,297,184
Utility Fund	TexPool	1111-000	6/30/2022	7/1/2022	0.9921%	1	5,114	5,114	517,993	523,107	5,114	517,993	523,107
Utility Fund	CD	East West 6607	1/21/2022	1/23/2023	0.4800%	207	2,000,000	2,003,448	791	2,004,239	2,003,448	791	2,004,239
Utility Fund	CD	East West 6002	1/21/2022	1/23/2023	0.4800%	207	2,000,000	2,003,448	791	2,004,239	2,003,448	791	2,004,239
Utility Fund	CD	Origin 9857	6/30/2021	6/30/2022	0.2500%	0	1,000,000	1,002,295	205	1,002,500	1,002,295	205	1,002,500
Utility Fund	CD	Citizens 5733	1/7/2022	1/7/2023	0.6500%	191	1,000,000	1,009,105	539	1,009,644	1,009,105	539	1,009,644
Utility Fund	CD	Citizens 5763	1/7/2021	7/7/2022	0.6500%	7	1,000,000	1,009,064	534	1,009,599	1,009,064	534	1,009,599
Utility Fund	CD	Prosperity 136	6/30/2021	6/30/2022	0.2000%	0	1,009,420	1,011,269	(1,011,269)	-	1,011,269	(1,011,269)	-
Utility Fund	CD						-	-	-	-	-	-	-
<b>Total</b>							<b>18,737,358</b>	<b>18,766,567</b>	<b>610,371</b>	<b>19,376,938</b>	<b>18,766,567</b>	<b>610,371</b>	<b>19,376,938</b>
<b>Capital Projects Fund</b>													
Capital Projects Fund	Money Market	114512	6/30/2022	7/1/2022	0.3100%	1	1,967,424	1,967,424	26,465	1,993,888	1,967,424	26,465	1,993,888
Capital Project Funds	Money Market	NexBank	6/30/2022	7/1/2022	1.6000%	1	7,596,789	7,596,789	(3,311,453)	4,285,336	7,596,789	(3,311,453)	4,285,336
Capital Projects Fund	TexPool	1111-000	6/30/2022	7/1/2022	0.9921%	1	2,033,232	2,033,232	(1,874,688)	158,544	2,033,232	(1,874,688)	158,544
Capital Project Funds	CD	Prosperity 141	7/23/2021	7/25/2022	0.2000%	25	1,007,014	1,008,693	171	1,008,864	1,008,693	171	1,008,864
Capital Project Funds	CD	East West 8172	6/30/2022	6/30/2023	2.8700%	365	5,000,000	-	5,000,000	5,000,000	-	5,000,000	5,000,000
Capital Project Funds	CD	Citizens 5743	1/7/2022	1/7/2023	0.6500%	191	1,000,000	1,009,105	539	1,009,644	1,009,105	539	1,009,644
Capital Project Funds	CD	Citizens 5783	1/7/2021	7/7/2022	0.6500%	7	1,000,000	1,009,064	534	1,009,599	1,009,064	534	1,009,599
<b>Total</b>							<b>19,604,458</b>	<b>14,624,306</b>	<b>(158,432)</b>	<b>14,465,874</b>	<b>14,624,306</b>	<b>(158,432)</b>	<b>14,465,874</b>

City of Sachse, TX  
Investment Portfolios  
June 30, 2022

Source	Description	Cusip/ Ref	Purchase Date	Maturity Date	Coupon (Int. Rate)	Days to Maturity	Principal Invested	Book Value			Market Value		
								Beginning of Month	Change <sup>1</sup>	End of Month	Beginning of Month	Change	End of Month
Special Revenue Fund													
Special Revenue Fund	Money Market	NexBank	6/30/2022	7/1/2022	1.6000%	1	147,546	147,546	70,845	218,391	147,546	70,845	218,391
Special Revenue Fund	Money Market	114512	6/30/2022	7/1/2022	0.3100%	1	550,000	550,000	(108,718)	441,282	550,000	(108,718)	441,282
Special Revenue Fund	TexPool	1111-000	6/30/2022	7/1/2022	0.9921%	1	-	-	34,648	34,648	-	34,648	34,648
CARES ACT	Money Market	114512	6/30/2022	7/1/2022	0.3100%	1	358,404	358,404	91	358,495	358,404	91	358,495
<b>Total</b>							<b>1,055,950</b>	<b>1,055,950</b>	<b>(3,134)</b>	<b>1,052,816</b>	<b>1,055,950</b>	<b>(3,134)</b>	<b>1,052,816</b>
TIRZ#1													
TIRZ#1 PGBT	Money Market	114512	6/30/2022	7/1/2022	0.3100%	1	209,818	209,818	(77,096)	132,722	209,818	(77,096)	132,722
TIRZ#1 PGBT	TexPool	1111-000	6/30/2022	7/1/2022	0.9921%	1	-	-	10,553	10,553	-	10,553	10,553
TIRZ#1 PGBT	Money Market	NexBank	6/30/2022	7/1/2022	1.6000%	1	-	-	66,519	66,519	-	66,519	66,519
<b>Total</b>							<b>209,818</b>	<b>209,818</b>	<b>(24)</b>	<b>209,794</b>	<b>209,818</b>	<b>(24)</b>	<b>209,794</b>
Impact Fee Fund													
Impact Fees	Money Market	114512	6/30/2022	7/1/2022	0.3100%	1	5,560,183	5,560,183	(1,788,187)	3,771,996	5,560,183	(1,788,187)	3,771,996
Impact Fees	CD	Origin 7978	6/30/2022	6/30/2022	0.2500%	0	1,000,000	1,002,295	205	1,002,500	1,002,295	205	1,002,500
Impact Fees	Money Market	NexBank	6/30/2022	7/1/2022	1.6000%	1	1,337,782	1,337,782	552,695	1,890,477	1,337,782	552,695	1,890,477
Impact Fees	TexPool	1111-000	6/30/2022	7/1/2022	0.9921%	1	28,152	28,152	271,777	299,929	28,152	271,777	299,929
<b>Total</b>							<b>7,926,117</b>	<b>7,928,411</b>	<b>(963,509)</b>	<b>6,964,902</b>	<b>7,928,411</b>	<b>(963,509)</b>	<b>6,964,902</b>
Street Maintenance Tax Fund													
Street Maintenance Tax Fund	Money Market	114512	6/30/2022	7/1/2022	0.3100%	1	1,213,592	1,213,592	(412,656)	800,935	1,213,592	(412,656)	800,935
Street Maintenance Tax Fund	Money Market	NexBank	6/30/2022	7/1/2022	1.6000%	1	-	-	401,419	401,419	-	401,419	401,419
Street Maintenance Tax Fund	TexPool	1111-000	6/30/2022	7/1/2022	0.9921%	1	-	-	63,686	63,686	-	63,686	63,686
<b>Total</b>							<b>1,213,592</b>	<b>1,213,592</b>	<b>52,449</b>	<b>1,266,040</b>	<b>1,213,592</b>	<b>52,449</b>	<b>1,266,040</b>
Health Insurance Fund													
Health Insurance Fund	Money Market	114512	6/30/2022	7/1/2022	0.3100%	1	797,862	797,862	(170,418)	627,444	797,862	(170,418)	627,444
Health Insurance Fund	Money Market	NexBank	6/30/2022	7/1/2022	1.6000%	1	185,657	185,657	128,810	314,467	185,657	128,810	314,467
Health Insurance Fund	TexPool	1111-000	6/30/2022	7/1/2022	0.9921%	1	-	-	49,891	49,891	-	49,891	49,891
<b>Total</b>							<b>983,519</b>	<b>983,519</b>	<b>8,283</b>	<b>991,802</b>	<b>983,519</b>	<b>8,283</b>	<b>991,802</b>
Economic Development Corporation (EDC) Fund													
Economic Development Corporation F Money Market		114512	6/30/2022	7/1/2022	0.3100%	1	2,222,166	2,222,166	(94,909)	2,127,257	2,222,166	(94,909)	2,127,257
Economic Development Corporation F Money Market		NexBank	6/30/2022	7/1/2022	1.6000%	1	1,047,786	1,047,786	5,868	1,053,654	1,047,786	5,868	1,053,654
Economic Development Corporation F TexPool		1111-000	6/30/2022	7/1/2022	0.9921%	1	-	-	167,165	167,165	-	167,165	167,165
<b>Total</b>							<b>3,269,952</b>	<b>3,269,952</b>	<b>78,123</b>	<b>3,348,075</b>	<b>3,269,952</b>	<b>78,123</b>	<b>3,348,075</b>
Vehicle/Equipment Replacement Fund (VERF)													
VERF	Money Market	114512	6/30/2022	7/1/2022	0.3100%	1	1,581,671	1,581,671	(334,152)	1,247,520	1,581,671	(334,152)	1,247,520
VERF	Money Market	NexBank	6/30/2022	7/1/2022	1.6000%	1	428,270	428,270	196,971	625,241	428,270	196,971	625,241
VERF	TexPool	1111-000	6/30/2022	7/1/2022	0.9921%	1	-	-	99,196	99,196	-	99,196	99,196
<b>Total</b>							<b>2,009,941</b>	<b>2,009,941</b>	<b>(37,984)</b>	<b>1,971,957</b>	<b>2,009,941</b>	<b>(37,984)</b>	<b>1,971,957</b>
Municipal Development District													
Municipal Development District	Money Market	114512	6/30/2022	7/1/2022	0.3100%	1	971,390	971,390	(478,201)	493,190	971,390	(478,201)	493,190
Municipal Development District	TexPool	1111-000	6/30/2022	7/1/2022	0.9921%	1	-	-	39,216	39,216	-	39,216	39,216
Municipal Development District	Money Market	NexBank	6/30/2022	7/1/2022	1.6000%	1	338,717	338,717	(91,537)	247,180	338,717	(91,537)	247,180
<b>Total</b>							<b>1,310,108</b>	<b>1,310,108</b>	<b>(530,522)</b>	<b>779,586</b>	<b>1,310,108</b>	<b>(530,522)</b>	<b>779,586</b>

City of Sachse, TX  
Investment Portfolios  
June 30, 2022

Source	Description	Cusip/ Ref	Purchase Date	Maturity Date	Coupon (Int. Rate)	Days to Maturity	Principal Invested	Book Value			Market Value		
								Beginning of Month	Change <sup>1</sup>	End of Month	Beginning of Month	Change	End of Month
TIRZ#2 Station													
TIRZ#2 Station	Money Market	114512	6/30/2022	7/1/2022	0.3100%	1	158,333	158,333	(60,680)	97,654	158,333	(60,680)	97,654
TIRZ#2 Station	Money Market	NexBank	6/30/2022	7/1/2022	1.6000%	1	-	-	48,943	48,943	-	48,943	48,943
TIRZ#2 Station	TexPool	1111-000	6/30/2022	7/1/2022	0.9921%	1	-	-	7,765	7,765	-	7,765	7,765
<b>Total</b>							<b>158,333</b>	<b>158,333</b>	<b>(3,972)</b>	<b>154,361</b>	<b>158,333</b>	<b>(3,972)</b>	<b>154,361</b>
Station O&M PID													
Station O&M PID	Money Market	114512	6/30/2022	7/1/2022	0.3100%	1	33,852	33,852	(12,436)	21,416	33,852	(12,436)	21,416
Station O&M PID	Money Market	NexBank	6/30/2022	7/1/2022	1.6000%	1	-	-	10,733	10,733	-	10,733	10,733
Station O&M PID	TexPool	1111-000	6/30/2022	7/1/2022	0.9921%	1	-	-	1,703	1,703	-	1,703	1,703
<b>Total</b>							<b>33,852</b>	<b>33,852</b>	<b>0</b>	<b>33,852</b>	<b>33,852</b>	<b>0</b>	<b>33,852</b>
American Rescue Plan													
American Rescue Plan	Money Market	114512	6/30/2022	7/1/2022	0.3100%	1	3,234,155	3,234,155	133	3,234,288	3,234,155	133	3,234,288
American Rescue Plan	TexPool	1111-000	6/30/2022	7/1/2022	0.9921%	1	-	-	-	-	-	-	-
<b>Total</b>							<b>3,234,155</b>	<b>3,234,155</b>	<b>133</b>	<b>3,234,288</b>	<b>3,234,155</b>	<b>133</b>	<b>3,234,288</b>
Hotel Occupancy Tax Fund													
Hotel Occupancy Tax Fund	Money Market	114512	6/30/2022	7/1/2022	0.3100%	1	7,604	7,604	(2,794)	4,811	7,604	(2,794)	4,811
Hotel Occupancy Tax Fund	Money Market	NexBank	6/30/2022	7/1/2022	1.6000%	1	-	-	2,411	2,411	-	2,411	2,411
Hotel Occupancy Tax Fund	TexPool	1111-000	6/30/2022	7/1/2022	0.9921%	1	-	-	383	383	-	383	383
<b>Total</b>							<b>7,604</b>	<b>7,604</b>	<b>0</b>	<b>7,605</b>	<b>7,604</b>	<b>0</b>	<b>7,605</b>
							<b>80,593,618</b>	<b>75,675,858</b>	<b>(1,604,516)</b>	<b>74,071,342</b>	<b>75,675,858</b>	<b>(1,604,516)</b>	<b>74,071,342</b>

Summary of Portfolios by Security Type  
06/30/22

Security Type	Percent of Total ( Book Value)	Average # of days	Average Yield	Principal Invested	Book Value			Market Value		
					Beginning of Month	Change	End of Month	Beginning of Month	Change	End of Month
Money Market Account	64.67%	1	0.9147%	52,494,252	52,494,252	(4,591,020)	47,903,232	52,494,252	(4,591,020)	47,903,232
TexPool	2.79%	1	0.9921%	2,066,498	2,066,498	1,701	2,068,199	2,066,498	1,701	2,068,199
CD's	32.54%	102	0.5689%	26,032,868	21,115,107	2,984,804	24,099,911	21,115,107	2,984,804	24,099,911
<b>Total</b>	<b>100.00%</b>			<b>80,593,618</b>	<b>75,675,858</b>	<b>(1,604,516)</b>	<b>74,071,342</b>	<b>75,675,858</b>	<b>(1,604,516)</b>	<b>74,071,342</b>

Change<sup>1</sup> = Investment activity includes earnings, deposits and withdrawals.



## Agenda Item Details

Meeting	Sep 21, 2022 - Tax Increment Financing (TIF) Board #1
Category	A. Regular Meeting
Subject	6. Consider acceptance of the Tax Increment Reinvestment Zone #1 (TIRZ #1) "PGBT Reinvestment Zone" Incremental Values and Annual Report for Tax Year 2021 (Fiscal Year 2021-2022).
Access	Public
Type	Discussion, Reports, Action
Preferred Date	Sep 21, 2022
Recommended Action	Accept the PGBT Reinvestment Zone (TIRZ #1) Incremental Values and Annual Report for Tax Year 2021 (Fiscal Year 2021-2022).
Goals	Be a model of financial stewardship through growth management, responsible investment, and financial transparency.

## Public Content

### **OVERVIEW**

The Tax Increment Reinvestment Zone #1 (TIRZ #1) "PGBT Reinvestment Zone" was created in 2003, and the base year began with property values as of January 1, 2003. The zone was created for a period of 25 years.

The taxable value increment as of October 1, 2021, was \$29,990,192 and the 2021-2022 fiscal year tax receipts totaled \$210,151. The total accumulated tax collections from all years total \$1,001,444.78.

To date, taxes received less expenditures have been transferred to the Utility Fund and the Sachse Economic Development Corporation (EDC) for reimbursement of infrastructure projects within the zone, as previously approved by the TIF #1 Board and City Council. The cost of construction of the waterline advance funded by the Utility Fund was \$1,150,934. The amount advanced by the EDC for the sewer project was \$1,074,272. The amount remaining to be reimbursed is currently \$188,000 for the waterline and \$504,000 for the sewer project.

### **POLICY CONSIDERATIONS**

Before the end of each fiscal year, the estimated ending cash balance in the PGBT Reinvestment Zone (TIRZ #1) Fund shall be transferred to the Utility Fund and the EDC until the Utility Fund and the EDC are fully reimbursed.

### **RECOMMENDATION**

Accept the PGBT Reinvestment Zone (TIRZ #1) Incremental Values and Annual Report for Tax Year 2021 (Fiscal Year 2021-2022).

[TIRZ 1 Annual Report Tax Year 2021.pdf \(3,267 KB\)](#)

# Tax Increment Finance (TIF) Registry

## Annual Report by Municipality or County

PLEASE PRINT OR TYPE, DO NOT WRITE IN SHADED AREAS.

Please fill out the complete form and attach other documentation (See Instructions on page 2.)

### STEP 1: Contact Information

City of Sachse

Designating City or County

David Baldwin

Contact Person

3815-B Sachse Road

Current Mailing Address (number and street)

Sachse

City

(469) 429-4775

Phone (area code and number)

Dallas

County

(972) 495-9356

Fax Number

Director of Finance

Title

75048

ZIP Code

dbaldwin@cityofsachse.com

Email Address

### STEP 2: Tax Increment Reinvestment Zone Information

1. TIF Reinvestment zone name: PGBT Reinvestment Zone

DO NOT USE ORDINANCE OR RESOLUTION NUMBERS FOR ZONE NAME

2. Report for fiscal year beginning 2020 and ending 2021.

3. Has the termination date of the TIRZ been modified? (If "No" skip to question 4. If "Yes", please provide ordinance.)  Yes  No

a. Original Termination Date: \_\_\_\_\_ b. Modified Termination Date: \_\_\_\_\_

4. Size of the TIF reinvestment zone in acres: ..... 391.36

5. Has the size of the zone increased or decreased since creation?:  Yes  No

6. If you answered "Yes" in question #4, please indicate which?  Increased  Decreased

7. Property types (select one only):  Residential  Commercial/Industrial  Both

8. Have one or more abatements been given to business(es) to locate in the TIRZ (if "No" then skip to question #10)?:  Yes  No

9. What are the individual account numbers assigned to each active abated property that is located in the TIRZ?

8. Types of improvement projects (check all that are in progress or have been completed):

Public Projects

Public Buildings and Facilities

Roadwork

Water/Sewer and Drainage

Parks

Other Infrastructure: \_\_\_\_\_

Other Projects

Facade Renovation

Parking

Historical Preservation

Transit

Affordable Housing

Economic Development

Other: \_\_\_\_\_



Tax increment base .....	\$	0
Current captured appraised value .....	\$	0
Tax increment reinvestment zone total (add above 2 lines together) .....	\$	0
Name of the subdivision 3 (if applicable) .....		N/A
Tax increment base .....	\$	0
Current captured appraised value .....	\$	0
Tax increment reinvestment zone total (add above 2 lines together) .....	\$	0
Name of the subdivision 4 (if applicable) .....		N/A
Total tax increment base of all subdivisions combined .....	\$	0
Total current captured appraised value of all subdivisions combined .....	\$	0
TOTAL TIRZ values of all subdivisions combined .....	\$	0

**STEP 3: Signature of Person Completing Form**

sign here ▶

  
Authorized Signature

*Director of Finance*  
Title

*3/24/2022*  
Date

## Instructions

State Law (Section Sec. 311.016, Tax Code) requires the governing body of a municipality or county, on or before the 150th day following the end of its fiscal year, to submit a report on the status of a reinvestment zone created by the municipality or county to the chief executive officer of each taxing unit that levies property taxes on real property in the zone. A copy of this annual report along with this form must be submitted to the Texas Comptroller of Public Accounts at the address below:

Comptroller of Public Accounts  
Data Analysis and Transparency Division  
Post Office Box 13528  
Austin, Texas 78711-3528

For assistance or to request additional forms, call toll free, 1-800-531-5441 ext. 3-4679. You may also obtain additional forms at [comptroller.texas.gov/economy/local/ch311/reporting.php](http://comptroller.texas.gov/economy/local/ch311/reporting.php). From a Telecommunication Device for the Deaf (TDD), call 1-800-248-4099 or 512-463-4621.

**Step 1: Contact information**

This information provides the Comptroller information on the entity initiating the tax increment reinvestment zone and a contact person for the annual report.

**Step 2: Tax Increment Reinvestment Zone Information**

Please include the reinvestment zone name listed in the ordinance or resolution creating the zone, the size of the zone in acres, and the types of property in the zone. Indicate all improvement projects in progress or completed within the zone. List the TIF fund balance at the end of the fiscal year, all revenues received by the fund during the fiscal year, and all expenditures made by the fund during the fiscal year. List principal and interest due on bonded indebtedness, the tax increment base at the creation of the zone and the current captured appraised value (the increase in property value over the tax increment base.)

**Step 3: Signature of Person Completing Form**

The person signing the report should be the same person listed in Step 1 as the contact person.



### **Agenda Item Details**

Meeting	Sep 21, 2022 - Tax Increment Financing (TIF) Board #1
Category	A. Regular Meeting
Subject	7. Receive an update on the 2022 activity in the Tax Increment Financing Investment Zone Number One.
Access	Public
Type	Discussion, Information

### **Public Content**