



City of Sachse, Texas

Meeting Agenda

Tax Increment Financing (TIF) Board

Wednesday, September 26, 2018

6:30 PM

Council Chambers

The Tax Increment Financing (TIF) Board of the City of Sachse will hold a Regular Meeting on Wednesday, September 26, 2018 at 6:30 p.m. at Sachse City Hall, 3815 Sachse Road, Building B, Sachse, Texas to consider the following items of business:

1. Invocation and Pledge of Allegiance to the U.S. and Texas Flags.

2. [18-4391](#) Consider approval of the September 26, 2017 regular meeting minutes.

Attachments: [September 26 2017 TIF minutes](#)

3. [18-4392](#) Consider receiving the City of Sachse Investment Policy for FY 2017-2018, as amended by City Council on October 16, 2017.

Attachments: [2018 Investment Policy Resolution](#)
[2018 Investment Policy with markup](#)

4. [18-4393](#) Consider accepting the Quarterly Investment Reports for the fourth quarter of the 2016-2017 fiscal year and the first, second, and third quarters of the 2017-2018 fiscal year.

Attachments: [4th Qtr FY17 Investment Report](#)
[1st Qtr Investment Report](#)
[2nd Qtr Investment Report](#)
[3rd Qtr Investment Report](#)

5. [18-4394](#) Consider accepting the TIF District Incremental Values and Annual Report.

Attachments: [TIF Annual Report 2017](#)

6. [18-4397](#) Receive an update on projects in the TIF Zone.

7. Adjournment.

Posted: September 21, 2018; 5:00 p.m.

Michelle Lewis Sirianni, City Secretary

Accommodation requests for persons with disabilities should be made at least 48 hours prior to the meeting by contacting Lauren Rose, ADA Coordinator, via phone at 972.429.4770, via email at lrose@cityofsachse.com, or by appointment at 3815 Sachse Road, Building B, Sachse, Texas 75048.



City of Sachse, Texas

Legislation Details (With Text)

File #:	18-4391	Version:	1	Name:	TIF Board Minutes September 2017
Type:	Agenda Item	Status:		Status:	Agenda Ready
File created:	9/19/2018	In control:		In control:	Tax Increment Financing (TIF) Board
On agenda:	9/26/2018	Final action:		Final action:	
Title:	Consider approval of the September 26, 2017 regular meeting minutes.				
Sponsors:					
Indexes:					
Code sections:					
Attachments:	September 26 2017 TIF minutes				

Date	Ver.	Action By	Action	Result
------	------	-----------	--------	--------

Title

Consider approval of the minutes of the September 26, 2017 regular meeting of the President George Bush Turnpike Tax Increment (TIF) Zone.

Background

Review and consider approval of the September 26, 2017 regular meeting of the TIF Board.

Policy Considerations

None.

Budgetary Considerations

None.

Staff Recommendations

Approve the minutes of the September 26, 2017 regular meeting of the President George Bush Turnpike Tax Increment (TIF) Zone.

City of Sachse, Texas

President George Bush Turnpike

Tax Increment Financing(TIF Zone)

Board of Directors

Members Present:

Troy Ryner

Edward Brown

Frank Millsap, Vice-Chairman

Robert Corbin

Bobby Tillman, Chairman

Staff Present:

Other Attendees:

Teresa Savage, Finance Director

Charlie Ross, City Council

The President George Bush Turnpike Tax Increment Financing (TIF Zone) Board of Directors met on Monday, September 26, 2017 at 6:30 p.m. at the **Sachse Municipal Building, 3815-B Sachse Road, Sachse, Texas** to consider the following items of business:

1. Call to Order: Chairman Bobby Tillman called the meeting to order at 6:33 p.m.
2. Invocation and Pledge of Allegiance to the U.S. and Texas Flags.
3. Consider approval of the minutes of the September 26, 2016 regular meeting: Frank Millsap moved to approve the minutes of the September 26, 2016 regular TIF Board meeting. Edward Brown seconded the motion, and the motion passed unanimously.
4. Consider receiving the City of Sachse Investment Policy for FY 2016-2017 as amended by the City Council on October 3, 2016: Teresa Savage summarized the changes to the Investment Policy which were approved by City Council on October 3, 2016. Motion by Edward Brown, seconded by Robert Corbin; motion passed unanimously.
5. Consider and take action on the Quarterly Investment Reports for the fourth quarter of the 2015-2016 fiscal year, and the first, second, and third quarters of 2016-2017 fiscal year: Copies of the Quarterly Investment Reports presented to City Council for 2015-2016 and 2016-2017 fiscal year were made available for board review. Motion by Troy Ryner, second by Frank Millsap to accept the Quarterly Investment Reports as presented; motion carried unanimously.

6. Consider receipt of the TIF District Incremental Values and Annual Report: Teresa Savage summarized the current year and historical revenue within the TIF District. Motion by Robert Corbin, second by Troy Ryner to accept the TIF District Incremental Values and Annual Report. Motion carried unanimously.

7. Update on projects in the TIF Zone: Teresa Savage presented the latest information on the Southeast Sewer Project under design, and the update to the City's Comprehensive Plan. No action required.

There being no further business, Chairman Bobby Tillman declared the meeting adjourned at 7:14 p.m.

Chairman

Vice-Chairman



City of Sachse, Texas

Legislation Details (With Text)

File #:	18-4392	Version:	1	Name:	TIF Board Inv Policy Review FY 2018
Type:	Agenda Item	Status:		Status:	Agenda Ready
File created:	9/19/2018	In control:		In control:	Tax Increment Financing (TIF) Board
On agenda:	9/26/2018	Final action:		Final action:	
Title:	Consider receiving the City of Sachse Investment Policy for FY 2017-2018, as amended by City Council on October 16, 2017.				
Sponsors:					
Indexes:					
Code sections:					
Attachments:	2018 Investment Policy Resolution 2018 Investment Policy with markup				

Date	Ver.	Action By	Action	Result
------	------	-----------	--------	--------

Title
City of Sachse Investment Policy for FY 2017-2018.

Background
The 2017-2018 revisions to the Investment Policy were reviewed by City Council and approved by resolution on October 16, 2017. The resolution adopted by the TIF Board on January 14, 2014 stated that the City’s Investment Policy as may be amended and updated from time to time, will be followed by the TIF Fund. This action is for review of changes only.

The changes recommended by staff, which were included in the Investment Policy previously approved by City Council are summarized here:

IX. Authorized and Suitable Investments

- Add “including the Federal Home Loan Banks.” (page
- Add “decimal places “\$1.0000 for each share” (page 6)
- Replace “created to function as a money market mutual fund” with “utilized as a cash-equivalent investment” (page 8)
- Add decimal places \$1.00 net asset value” and replace “shall” with “may” (page 8)

XXIV. Investment Policy Certification

- Replace “but not limited to “investment pool, financial institution, broker/dealer” with “investment pool and discretionary investment management firm” (page 13)

Appendix A-Authorized Broker/Dealer Firms

- Replace Coastal Securities with FTN Financial (page 15)

Policy Considerations

The recommended policy for adoption is in compliance with the Public Funds Investment Act (PFIA).

Budgetary Considerations

None.

Staff Recommendations

Receive the City of Sachse Investment Policy for FY 2017-2018, as amended by City Council on October 16, 2017.

RESOLUTION NO. _____

A RESOLUTION OF THE CITY COUNCIL OF THE CITY OF SACHSE, TEXAS, ADOPTING THE CITY OF SACHSE, SACHSE ECONOMIC DEVELOPMENT CORPORATION, AND PRESIDENT GEORGE BUSH TURNPIKE REINVESTMENT ZONE TAX INCREMENT FUND INVESTMENT POLICY (“SACHSE INVESTMENT POLICY”) ATTACHED HERETO AS EXHIBIT “A”; DECLARING THAT THE CITY COUNCIL HAS COMPLETED ITS REVIEW OF THE INVESTMENT POLICY AND INVESTMENT STRATEGIES OF THE CITY AND THAT EXHIBIT “A” RECORDS ANY CHANGES TO EITHER THE INVESTMENT POLICY OR INVESTMENT STRATEGIES; PROVIDING A REPEALING CLAUSE; PROVIDING A SEVERABILITY CLAUSE; AND PROVIDING FOR AN EFFECTIVE DATE.

WHEREAS, in accordance with the Public Funds Investment Act, Chapter 2256, TEX. GOV'T CODE, the City Council of the City of Sachse, Texas by resolution adopted an investment policy; and

WHEREAS, Section 2256.005, Tex. Gov't Code requires the City Council to review the investment policies and investment strategies not less than annually and to adopt a resolution or order stating the review has been completed and recording any changes made to either the investment policies or investment strategies.

NOW, THEREFORE, BE IT RESOLVED BY THE CITY COUNCIL OF THE CITY OF SACHSE, TEXAS, THAT:

SECTION 1. The Sachse Investment Policy, attached hereto as Exhibit “A” be and the same is hereby adopted and shall govern the investment policies and investment strategies for the City, and shall define the authority of the investment official of the City from and after the effective date of this Resolution.

SECTION 2. That the City Council of the City of Sachse has completed its review of the investment policies and investment strategies and any changes made to either the investment policies or investment strategies are recorded in Exhibit “A” hereto.

SECTION 3. That all provisions of the Resolutions of the City of Sachse, Texas, in conflict with the provisions of this Resolution be, and the same are hereby, repealed, and all other provisions of the Resolutions of the City not in conflict with the provisions of this resolution shall remain in full force and effect.

SECTION 4. That should any word, sentence, paragraph, subdivision, clause, phrase or section of this Resolution, be adjudged or held to be void or unconstitutional, the same shall not affect the validity of the remaining portions of said resolution, which shall remain in full force and effect.

SECTION 5. That this Resolution shall become effective immediately from and after its passage.

SECTION 6. This Resolution shall take effect immediately from and after its passage, and it is accordingly so resolved.

DULY RESOLVED AND ADOPTED by the City Council of the City of Sachse, Texas, this the 16th day of October, 2017.

CITY OF SACHSE, TEXAS

Mike J. Felix, Mayor

ATTEST:

Michelle Lewis-Sirianni, City Secretary

Exhibit “A”
CITY OF SACHSE
SACHSE ECONOMIC DEVELOPMENT CORPORATION
PRESIDENT GEORGE BUSH TURNPIKE REINVESTMENT ZONE TAX INCREMENT
FUND
INVESTMENT POLICY

I. Policy

Throughout this Investment Policy, the City of Sachse, Sachse Economic Development Corporation, and President George Bush Turnpike Reinvestment Zone Tax Increment Fund shall be singularly referred to as “ENTITY” and collectively referred to as “SACHSE.”

It is the policy of SACHSE to invest public funds in a manner which will provide the highest investment return with the maximum security while meeting the daily cash flow demands of SACHSE and conforming to the Public Funds Investment Act (“PFIA”), Chapter 2256 of the Texas Government Code, and all other State and local statutes governing the investment of public funds.

II. Scope

This Investment Policy applies to all funds or financial resources available for investment under SACHSE’s financial control and accounted for in the City of Sachse’s Comprehensive Annual Financial Report (CAFR) which includes the General Fund, Debt Service Fund, Special Revenue Fund, Capital Projects Fund, Water and Sewer Enterprise Fund, Sachse Economic Development Corporation Fund, President George Bush Turnpike Reinvestment Zone Tax Increment Fund, and any new fund created by SACHSE unless specifically exempt.

To maximize the effective investment of assets, all funds may pool their cash balances for investment purposes. The income derived from investing activities will be distributed to the various funds based on calculation of their average balances.

III. Prudence

Investments shall be made with judgment and care, under circumstances then prevailing, which persons of prudence, discretion and intelligence exercise in the management of their own affairs, not for speculation, but for investment, considering the probable safety of their capital as well as the probable income to be derived.

The standard of prudence to be used by Investment Officers shall be the "prudent person" standard and shall be applied in the context of managing an overall portfolio. Investment Officers, acting in accordance with written procedures and the Investment Policy and exercising due diligence, shall be relieved of personal responsibility for an individual investment’s credit risk or market price changes, provided deviation from

expectations are reported immediately upon knowledge of the deviation and appropriate action is taken to control adverse developments.

IV. Objective

The primary objectives, in priority order, of SACHSE investment activities shall be:

- A. **Safety:** Safety of principal is the foremost objective of the investment program. Investments of SACHSE shall be undertaken in a manner that seeks to ensure the preservation of capital in the overall portfolio.
- B. **Liquidity:** The SACHSE investment portfolio will remain sufficiently liquid to enable SACHSE to meet all operating requirements which might be reasonably anticipated.
- C. **Public Trust:** Investment Officers shall seek to act responsibly as custodians of the public trust. Investment Officers shall avoid any transaction that might impair public confidence in SACHSE's ability to govern effectively.
- D. **Return on Investments:** SACHSE's investment portfolio shall be designed with the objective of attaining a rate of return throughout budgetary and economic cycles, commensurate with SACHSE's investment risk constraints and the cash flow characteristics of the portfolio.

V. Delegation of Authority

Management responsibility for the investment program is hereby delegated to the Director of Finance and the Finance Manager of the City of Sachse (the "Investment Officers"). The Director of Finance shall establish written procedures for the operation of the investment program consistent with this Investment Policy. Procedures should include reference to: safekeeping, repurchase agreements, wire transfer agreements, banking service contracts, and collateral/depository agreements. Such procedures shall include explicit delegation of authority to persons responsible for investment transactions. No person may engage in an investment transaction except as provided under the terms of this Investment Policy and the procedures established by the Director of Finance. The Investment Officers shall be responsible for all transactions undertaken and shall establish a system of controls to regulate the activities of subordinates.

VI. Ethics and Conflicts of Interest

Investment Officers involved in the investment process shall refrain from personal business activity that could conflict with proper execution of the investment program, or which could impair their ability to make impartial investment decisions. Investment Officers shall disclose to SACHSE any material financial interest in financial institutions that conduct business within this jurisdiction, and they shall further disclose any large

personal financial/investment positions that could be related to the performance of SACHSE, particularly with regard to the time of purchases and sales.

Investment Officers involved in the investment process shall adhere to the business relationship and other disclosure requirements as described in the PFIA 2256.005(i) by filing statements with the Texas Ethics Commission and each ENTITY's governing body.

VII. Authorized Broker/Dealers

The list of authorized broker/dealers shall be annually approved by the City Council (Appendix A). These may include "primary" dealers or regional dealers that qualify under Securities & Exchange Commission Rule 15C3-1 (uniform net capital rule).

All financial institutions and broker/dealers who desire to become qualified bidders for investment transactions must supply the Investment Officer with the following: audited financial statements, proof of Financial Industry Regulatory Authority (FINRA) certification, trading resolution, and/or proof of State registration, as applicable.

It is at the discretion of the Investment Officer as to which authorized broker/dealer shall be used for any buy/sell transactions.

VIII. Investment Strategy

SACHSE's basic investment strategy for all financial assets is to preserve principal. In order to achieve that objective, SACHSE restricts the authorized investment instruments to those with suitable and limited credit and market risk. In order to make effective use of SACHSE's resources, all monies may be pooled into one portfolio, if practical, except for those monies required to be accounted for in other accounts as stipulated by applicable laws, bond covenants, ordinances, contracts, agreements, or other policies.

The objective of liquidity stems from the need of SACHSE to maintain available cash balances sufficient to cover financial outlays. Since the timing and amount of some financial disbursements are not predictable, fund-type strategies shall adjust for the uncertainty of projected cash flows.

Investment marketability will be maintained based on the fund-type strategies to sufficiently and reasonably assure that investments could be liquidated prior to the maturity, if cash needs dictate.

Whenever practical or appropriate, it is the policy of SACHSE to diversity its investment portfolio. Assets held in the investment portfolio may be diversified to minimize the risk of loss resulting from concentration of assets in a specific maturity, a specific issuer, or a specific class of investment.

SACHSE funds shall seek to achieve a competitive yield appropriate for each strategy. Yield objectives shall at all times be subordinate to the objectives of safety and liquidity. Tax-exempt debt proceeds shall be invested to maximize the interest earnings retained by SACHSE, while at the same time fully complying with all applicable State laws and federal regulations, including the arbitrage rebate regulations. A competitive yield environment shall be achieved by soliciting quotes from multiple investment providers, monitoring comparable investment alternatives, and reviewing general market conditions.

The overall investment strategy of SACHSE is based on the premise that a certain amount of SACHSE's funds will be needed to pay current year expenditures or for projects that are to be complete within a specific time frame. Remaining funds are considered to be reserves and, barring any unforeseen emergencies or events beyond SACHSE's control, it is considered that these funds may be invested, within the maturity limits of this Policy, in an advantageous position on the yield curve. It is understood that investments in longer term instruments are sensitive to changes in interest rates and other market conditions; however, it is SACHSE's belief that such investments may be held to maturity if necessary.

SACHSE may maintain one portfolio in which all funds under its control are pooled for investment purposes. Within the pooled portfolio are fund components, each having an investment strategy as described below:

- A. Governmental Funds – the funds through which most governmental functions are financed and the primary operating funds of SACHSE. The investment strategy must allow for the investment of anticipated cash flows to meet the anticipated expenditures of the following funds:
 - 1. General Fund
 - 2. Debt Service Fund
 - 3. Special Revenue Fund
 - 4. Capital Projects Fund
 - 5. Sachse Economic Development Corporation Fund
 - 6. President George Bush Reinvestment Zone Tax Increment Fund

The yield of an equally weighted, rolling three-month Treasury Bill portfolio will be the minimum yield objective.

- B. Proprietary Funds - the funds used in SACHSE's business-type activities or Enterprise activities financed primarily by user charges and fees. The strategy for these funds is to time investment maturities to anticipated cash requirements. The projects may require investments with short to intermediate maturities.

The yield of an equally weighted, rolling six-month Treasury Bill portfolio will be the minimum yield objective.

- C The Debt Service and Interest/Sinking Funds should consist of short-term investments, whose maturities meet the scheduled debt service payments. Reserves may be invested in longer-term investments.

The yield of an equally weighted, rolling three-month Treasury Bill portfolio will be the minimum yield objective.

- D. Special Revenue Fund and other Non-operating Funds investments should be in short-term instruments with maturities laddered to meet projected cash needs. Reserves are idle funds that may be invested in intermediate to long-term investments after analysis of future plans for use of the funds.

The yield of an equally weighted, rolling six-month Treasury Bill portfolio will be the minimum yield objective.

IX. Authorized & Suitable Investments

SACHSE is empowered by statute to invest in the following:

A. Obligations of, or guaranteed by, governmental entities:

1. obligations of the United States or its agencies and instrumentalities, including the Federal Home Loan Banks;
2. direct obligations of this State or its agencies and instrumentalities;
3. other obligations, the principal and interest of which are unconditionally guaranteed or insured by, or backed by the full faith and credit of this State or the United States or their respective agencies and instrumentalities, including obligations that are fully guaranteed or insured by the Federal Deposit Insurance Corporation or by the explicit full faith and credit of the United States; and
4. obligations of states, agencies, counties, cities, and other political subdivisions of any state rated as to investment quality by a nationally recognized investment rating firm not less than A or its equivalent.

B. Financial Institution Deposits: A financial institution deposit is an authorized investment under this Policy if the deposit is with a state or national bank, a savings and loan association, or credit union that is:

1. guaranteed or insured by the Federal Deposit Insurance Corporation or its successor, or the National Credit Union Share Insurance Fund, or its successor;

2. secured by obligations that are described in Section XII Collateralization; and
3. executed through a depository institution or broker that has its main office or a branch office in Texas and meets the requirements of the PFIA.

C. Repurchase Agreements:

1. A fully collateralized repurchase agreement is an authorized investment if the repurchase agreement:
 - (a) has a defined termination date;
 - (b) is secured by cash or obligations described by Section IX.A1;
 - (c) requires the cash or securities being purchased by SACHSE to be delivered versus payment to SACHSE, held in SACHSE's account with a third party selected and approved by SACHSE; and
 - (d) is placed through a primary government securities dealer, as defined by the Federal Reserve, or a financial institution doing business in this State.
2. "Repurchase agreement" means a simultaneous agreement to buy, hold for a specified time, and sell back at a future date, obligations described by Section IX.A1 at a market value at the time the funds are disbursed of not less than the principal amount of the funds disbursed.

D. Mutual Funds:

1. A no-load money market mutual fund is an authorized investment under this Policy if the mutual fund:
 - (a) is registered with and regulated by the Securities and Exchange Commission;
 - (b) provides SACHSE with a prospectus and other information as required by the Securities Exchange Act of 1934 (15 U.S.C. Section 78a et seq.) or the Investment Company Act of 1940 (15 U.S.C. Section 80a-1 et seq.);
 - (c) has a dollar-weighted average stated maturity in compliance with regulations;
 - (d) includes in its investment objectives the maintenance of a stable net asset value of \$1.0000 for each share; and

- (e) is continuously rated no lower than AAAM or at an equivalent rating by one nationally recognized rating service.
2. SACHSE is not authorized by this section to invest its funds or funds under its control, including bond proceeds and reserves and other funds held for debt service, in any one mutual fund in an amount that exceeds 10 percent of the total assets of the mutual fund.

E. Investment Pools:

1. SACHSE may invest its funds and funds under its control through an eligible investment pool if each ENTITY's governing body by rule, order, ordinance, or resolution, as appropriate, authorizes investment in the particular pool. An investment pool shall invest the funds it receives from entities in authorized investments permitted by the PFIA 2256.016.
2. To be eligible to receive funds from and invest funds on behalf of an entity under the PFIA 2256.016, an investment pool must furnish to the Investment Officers or other authorized representative of the entity an offering circular or other similar disclosure instrument that contains at a minimum, the following information:
 - (a) the types of investments in which money is allowed to be invested;
 - (b) the maximum average dollar-weighted maturity allowed, based on the stated maturity date, of the pool;
 - (c) the maximum stated maturity date any investment security within the portfolio has;
 - (d) the objectives of the pool;
 - (e) the size of the pool;
 - (f) the names of the members of the advisory board of the pool and the dates their terms expire;
 - (g) the custodian bank that will safekeep the pool's assets;
 - (h) whether the intent of the pool is to maintain a net asset value of one dollar and the risk of market price fluctuation;
 - (i) whether the only source of payment is the assets of the pool at market value or whether there is a secondary source of payment,

such as insurance or guarantees, and a description of the secondary source of payment;

- (j) the name and address of the independent auditor of the pool;
 - (k) the requirements to be satisfied for an entity to deposit funds in and withdraw funds from the pool and any deadlines or other operating policies required for the entity to invest funds in and withdraw funds from the pool; and
 - (l) the performance history of the pool, including yield, average dollar-weighted maturities, and expense ratios.
3. To maintain eligibility to receive funds from and invest funds on behalf of an entity under the PFIA 2256.016, at a minimum an investment pool must furnish to the Investment Officer or other authorized representative of the entity:
- (a) investment transaction confirmations; and
 - (b) a monthly report that contains, as a minimum, the following information:
 - (1) the types and percentage breakdown of securities in which the pool is invested;
 - (2) the current average dollar-weighted maturity, based on the stated maturity date, of the pool;
 - (3) the current percentage of the pool's portfolio in investments that have stated maturities of more than one year;
 - (4) the book value versus the market value of the pool's portfolio, using amortized cost valuation;
 - (5) the size of the pool;
 - (6) the number of participants in the pool;
 - (7) the custodian bank that is safekeeping the assets in the pool;
 - (8) a listing of daily transaction activity of the entity participating in the pool;
 - (9) the yield and expense ratio of the pool;

- (10) the portfolio managers of the pool; and
 - (11) any changes or addenda to the offering circular.
- 4. SACHSE, by contract, may delegate to an investment pool the authority to hold legal title as custodian of investments purchased with its local funds.
- 5. Investment Pool “yield” shall be calculated in accordance with regulations governing the registration of open-end management investment companies under the Investment Company Act of 1940, as promulgated from time to time by the Federal Securities and Exchange Commission.
- 6. A public funds investment pool utilized as a cash-equivalent investment must mark its portfolio to market daily and, to the extent reasonably possible, stabilize at a \$1.00 net asset value. If the ratio of the market value of the portfolio divided by the book value of the portfolio is less than 0.995 or greater than 1.005, portfolio holdings may be sold as necessary to maintain the ratio between 0.995 and 1.005.
- 7. An Investment pool must have an advisory board composed:
 - (a) Equally of participants in the pool and other persons who do not have a business relationship with the pool and are qualified to advise the pool, for pools created under Chapter 791 Texas State Code and managed by a state agency; or
 - (b) of participants in the pool and other persons who do not have a business relationship with the pool and are qualified to advise the pool, for other investment pools.
- 8. A public funds investment pool must be continuously rated no lower than AAA or AAAM or at an equivalent rating by one nationally recognized rating service.
- 9. If the investment pool operates an Internet website, the information in a disclosure instrument or report described in Subsections (b), (c)(2), and (f) must be posted on the website.
- 10. To maintain eligibility to receive funds from and invest funds on behalf of an entity under this chapter, an investment pool must make available to the entity an annual audited financial statement of the investment pool in which the entity has funds invested.
- 11. If an investment pool offers fee breakpoints based on fund balances invested, the investment pool in advertising investment rates must include

either all levels of return based on the breakpoints provided or state the lowest possible level of return based on the smallest level of funds invested.

X. Unauthorized Investments

The following are not authorized investments under this section:

- A. Obligations whose payment represents the coupon payments on the outstanding principal balance of the underlying mortgage-backed security collateral and pays no principal;
- B. Obligations whose payment represents the principal stream of cash flow from the underlying mortgage-backed security collateral and bears no interest; and
- C. Collateralized mortgage obligations.

Any Authorized & Suitable Investment that requires a minimum rating does not qualify during the period the investment does not have the minimum rating. SACHSE shall take all prudent measures that are consistent with this Policy to liquidate an investment that does not have the minimum rating. Additionally, SACHSE is not required to liquidate investments that were authorized at the time of purchase.

XI. Depository

In compliance with State legislation, a primary Depository shall be selected through SACHSE'S banking services procurement process, which shall include a formal request for application (RFA). In selecting a depository the Director of Finance shall conduct a review of prospective depository's credit characteristics and financial history.

No public deposit shall be made except in a qualified public depository as established by State laws.

XII. Collateralization

Collateralization will be required on two types of investments: financial institution deposits (in amounts exceeding F.D.I.C. insurance coverage) and repurchase agreements. With the exception of Letters of Credit issued for 100% of amount, the minimum collateralization level will be 102% of market value of principal and accrued interest, less F.D.I.C. insurance when applicable.

SACHSE chooses to limit collateral (including letters of credit) to the obligations of, or guaranteed by, governmental entities as outlined in the Public Funds Collateral Act.

All financial institution deposits shall be insured or collateralized in compliance with applicable State law. SACHSE reserves the right, in its sole discretion, to accept or

reject any form of insurance or collateralization pledged towards depository deposits. Financial institutions serving as depositories will be required to sign a depository agreement with SACHSE. The collateralized deposit portion of the agreement shall define SACHSE's rights to the collateral in case of default, bankruptcy, or closing and shall establish a perfected security interest in compliance with Federal and State regulations, including:

- The agreement must be in writing;
- The agreement has to be executed by the Depository and SACHSE contemporaneously with the acquisition of the asset;
- The agreement must be approved by the Board of Directors or designated committee of the Depository and a copy of the meeting minutes must be delivered to SACHSE; and
- The agreement must be part of the Depository's "official record" continuously since its execution.

Securities pledged as collateral shall be held by an independent third party with whom SACHSE has a custodial agreement. The agreement is to specify the acceptable investment securities as collateral, including provisions relating to possession of the collateral, the substitution or release of investment securities, ownership of securities at default, and the method of valuation of securities.

XIII. Safekeeping and Custody

All security transactions, including collateral for repurchase agreements, entered into by SACHSE shall be conducted on a delivery-versus-payment (DVP) basis. Securities will be held in an account in SACHSE's name by a third party safekeeping agent/custodian designated by the Investment Officers and evidenced by safekeeping receipts.

XIV. Electronic Fund Transfer

SACHSE may use electronic means to transfer or invest all funds collected or controlled by the local government.

XV. Diversification

SACHSE will diversify its investments by types, maturity dates, and/or institutions, as appropriate.

XVI. Maximum Maturities and Weighted Average Maturity

To the extent possible, SACHSE will attempt to match its anticipated cash flow requirements with maturing investments. SACHSE will not directly invest in instruments

maturing more than 2 years from the date of purchase, with the maximum weighted average maturity for the total portfolio to not exceed twelve months. However, SACHSE may collateralize its repurchase agreements using longer-dated investments not to exceed 5 years to maturity.

Reserve funds may be invested in instruments up to and including 5 years if the maturities of such investments are made to coincide as nearly as practicable with the expected use of the funds.

XVII. Internal Control

The Director of Finance shall establish an annual process of independent review by an external auditor in conjunction with the annual audit. This review will provide internal control by assuring compliance with policies and procedures.

XVIII. Performance Standards

The investment portfolio shall be designed with the objective of obtaining a rate of return throughout budgetary and economic cycles, commensurate with the investment risk constraints and the cash flow needs. "Weighted Average Yield to Maturity" shall be the standard for calculating portfolio rate of return.

XIX. Reporting

- A. The Investment Officers shall prepare and submit quarterly a written report of investment transactions for all funds covered by this Investment Policy for the preceding reporting period.
- B. The report must include the following:
 - 1. describe in detail the investment position of SACHSE on the date of the report;
 - 2. be prepared jointly by all Investment Officers of SACHSE;
 - 3. be signed by each Investment Officer of SACHSE;
 - 4. contain a summary statement of each pooled fund group that states the:
 - (a) beginning market value for the reporting period;
 - (b) ending market value for the period; and
 - (c) fully accrued interest for the period.

5. state the book value and market value of each separately invested asset at the beginning and end of the reporting period by type of asset and fund type invested;
 6. state the maturity date of each separately invested asset that has a maturity date;
 7. state the account or fund or pooled group fund in the local government for which each individual investment was acquired; and
 8. state the compliance of the Investment Portfolio of the local government as it relates to:
 - (a) the Investment Strategy expressed in SACHSE's Investment Policy; and
 - (b) relevant provisions of the PFIA.
- C. The report shall be presented not less than quarterly to each ENTITY's governing body within a reasonable time after the end of the period.
- D. The market values and credit ratings presented in all portfolio reports shall be accurate and reliable estimates of the investment's true value and risk. Market value and credit rating sources may include, but are not limited to, rating agency reports, newspapers, financial websites, custodian reports, broker/dealer reports, and investment advisor research.

XX. Investment Policy Adoption

SACHSE's Investment Policy shall be adopted by resolution of each ENTITY's governing body. This Policy shall be reviewed annually and any modifications made thereto must be approved by each ENTITY's governing body. Each ENTITY's governing body shall adopt a written instrument attesting to each annual review.

XXI. Auditor

As part of the annual audit, the independent auditor must formally review the quarterly investment reports to comply with the PFIA and report the results of that review to each ENTITY's governing body.

XXII. Training

In order to ensure qualified and capable investment management, the Investment Officers, their designated subordinates, Treasurer, and Chief Financial Officer of SACHSE shall attend training that includes education in investment controls, security risks, strategy risks, market risks, diversification of investment portfolio, and PFIA

compliance. SACHSE approves the Government Finance Officers' Association, Government Finance Officers' Association of Texas, Government Treasurers' Organization of Texas, North Central Texas Council of Governments, Texas City Managers Association, Texas Municipal League, and University of North Texas as independent sources of training.

Each individual shall attend training accumulating at least 10 hours of instruction within twelve months of assuming investment-related responsibilities; and shall then receive not less than 8 hours of investment-related instruction within each subsequent two-year period aligned with SACHSE's fiscal year end.

XXIII. Donated Investments

This Policy does not apply to an investment donated to SACHSE for a particular purpose or under terms of use specified by the donor.

XXIV. Investment Policy Certification

The qualified representative of any business organization (including: investment pool and discretionary investment management firm) offering to engage in an investment transaction must execute a written instrument substantially to the effect that the business organization has received and reviewed the Investment Policy and that the business organization has implemented reasonable procedures and controls in an effort to preclude imprudent investment activities arising out of investment transactions conducted between the organization and SACHSE.

PASSED AND APPROVED by the City Council of the City of Sachse, Texas this 16th day of October, 2017.

Mike J. Felix
Mayor, City of Sachse, Texas

ATTEST:

Michelle Lewis-Sirianni
City Secretary, City of Sachse, Texas

Acknowledged by the Sachse Economic Development Corporation, Texas this _____ day of _____, 2017.

President
Sachse Economic Development Corporation

ATTEST:

Executive Director
Sachse Economic Development Corporation

Acknowledged by the President George Bush Turnpike Reinvestment Zone Tax Increment Fund, Texas this _____ day of _____, 2017.

President
President George Bush Turnpike
Reinvestment Zone Tax Increment Fund

ATTEST:

Board Secretary
President George Bush Turnpike Reinvestment Zone Tax Increment Fund

Appendix A
Authorized Broker/Dealer Firms

FTN Financial
Hilltop Securities
Oppenheimer
Raymond James
Wells Fargo

**CITY OF SACHSE
SACHSE ECONOMIC DEVELOPMENT CORPORATION
PRESIDENT GEORGE BUSH TURNPIKE REINVESTMENT ZONE TAX INCREMENT FUND
INVESTMENT POLICY**

I. Policy

Throughout this Investment Policy, the City of Sachse, Sachse Economic Development Corporation, and President George Bush Turnpike Reinvestment Zone Tax Increment Fund shall be singularly referred to as “ENTITY” and collectively referred to as “SACHSE.”

It is the policy of SACHSE to invest public funds in a manner which will provide the highest investment return with the maximum security while meeting the daily cash flow demands of SACHSE and conforming to the Public Funds Investment Act (“PFIA”), Chapter 2256 of the Texas Government Code, and all other State and local statutes governing the investment of public funds.

II. Scope

This Investment Policy applies to all funds or financial resources available for investment under SACHSE’s financial control and accounted for in the City of Sachse’s Comprehensive Annual Financial Report (CAFR) which includes the General Fund, Debt Service Fund, Special Revenue Fund, Capital Projects Fund, Water and Sewer Enterprise Fund, Sachse Economic Development Corporation Fund, President George Bush Turnpike Reinvestment Zone Tax Increment Fund, and any new fund created by SACHSE unless specifically exempt.

To maximize the effective investment of assets, all funds may pool their cash balances for investment purposes. The income derived from investing activities will be distributed to the various funds based on calculation of their average balances.

III. Prudence

Investments shall be made with judgment and care, under circumstances then prevailing, which persons of prudence, discretion and intelligence exercise in the management of their own affairs, not for speculation, but for investment, considering the probable safety of their capital as well as the probable income to be derived.

The standard of prudence to be used by Investment Officers shall be the "prudent person" standard and shall be applied in the context of managing an overall portfolio. Investment Officers, acting in accordance with written procedures and the Investment Policy and exercising due diligence, shall be relieved of personal responsibility for an individual investment’s credit risk or market price changes, provided deviation from expectations are reported immediately upon knowledge of the deviation and appropriate action is taken to control adverse developments.

IV. Objective

The primary objectives, in priority order, of SACHSE investment activities shall be:

- A. **Safety:** Safety of principal is the foremost objective of the investment program. Investments of SACHSE shall be undertaken in a manner that seeks to ensure the preservation of capital in the overall portfolio.
- B. **Liquidity:** The SACHSE investment portfolio will remain sufficiently liquid to enable SACHSE to meet all operating requirements which might be reasonably anticipated.
- C. **Public Trust:** Investment Officers shall seek to act responsibly as custodians of the public trust. Investment Officers shall avoid any transaction that might impair public confidence in SACHSE's ability to govern effectively.
- D. **Return on Investments:** SACHSE's investment portfolio shall be designed with the objective of attaining a rate of return throughout budgetary and economic cycles, commensurate with SACHSE's investment risk constraints and the cash flow characteristics of the portfolio.

V. Delegation of Authority

Management responsibility for the investment program is hereby delegated to the Director of Finance and the Finance Manager of the City of Sachse (the "Investment Officers"). The Director of Finance shall establish written procedures for the operation of the investment program consistent with this Investment Policy. Procedures should include reference to: safekeeping, repurchase agreements, wire transfer agreements, banking service contracts, and collateral/depository agreements. Such procedures shall include explicit delegation of authority to persons responsible for investment transactions. No person may engage in an investment transaction except as provided under the terms of this Investment Policy and the procedures established by the Director of Finance. The Investment Officers shall be responsible for all transactions undertaken and shall establish a system of controls to regulate the activities of subordinates.

VI. Ethics and Conflicts of Interest

Investment Officers involved in the investment process shall refrain from personal business activity that could conflict with proper execution of the investment program, or which could impair their ability to make impartial investment decisions. Investment Officers shall disclose to SACHSE any material financial interest in financial institutions that conduct business within this jurisdiction, and they shall further disclose any large personal financial/investment positions that could be related to the performance of SACHSE, particularly with regard to the time of purchases and sales.

Investment Officers involved in the investment process shall adhere to the business relationship and other disclosure requirements as described in the PFIA 2256.005(i) by filing statements with the Texas Ethics Commission and each ENTITY's governing body.

VII. Authorized Broker/Dealers

The list of authorized broker/dealers shall be annually approved by the City Council (Appendix A). These may include "primary" dealers or regional dealers that qualify under Securities & Exchange Commission Rule 15C3-1 (uniform net capital rule).

All financial institutions and broker/dealers who desire to become qualified bidders for investment transactions must supply the Investment Officer with the following: audited financial statements, proof of Financial Industry Regulatory Authority (FINRA) certification, trading resolution, and/or proof of State registration, as applicable.

It is at the discretion of the Investment Officer as to which authorized broker/dealer shall be used for any buy/sell transactions.

VIII. Investment Strategy

SACHSE's basic investment strategy for all financial assets is to preserve principal. In order to achieve that objective, SACHSE restricts the authorized investment instruments to those with suitable and limited credit and market risk. In order to make effective use of SACHSE's resources, all monies may be pooled into one portfolio, if practical, except for those monies required to be accounted for in other accounts as stipulated by applicable laws, bond covenants, ordinances, contracts, agreements, or other policies.

The objective of liquidity stems from the need of SACHSE to maintain available cash balances sufficient to cover financial outlays. Since the timing and amount of some financial disbursements are not predictable, fund-type strategies shall adjust for the uncertainty of projected cash flows.

Investment marketability will be maintained based on the fund-type strategies to sufficiently and reasonably assure that investments could be liquidated prior to the maturity, if cash needs dictate.

Whenever practical or appropriate, it is the policy of SACHSE to diversity its investment portfolio. Assets held in the investment portfolio may be diversified to minimize the risk of loss resulting from concentration of assets in a specific maturity, a specific issuer, or a specific class of investment.

SACHSE funds shall seek to achieve a competitive yield appropriate for each strategy. Yield objectives shall at all times be subordinate to the objectives of safety and liquidity. Tax-exempt debt proceeds shall be invested to maximize the interest earnings retained by SACHSE, while at the same time fully complying with all applicable State laws and federal regulations, including the arbitrage rebate regulations. A competitive yield environment shall be achieved by soliciting quotes from multiple investment providers, monitoring comparable investment alternatives, and reviewing general market conditions.

The overall investment strategy of SACHSE is based on the premise that a certain amount of SACHSE's funds will be needed to pay current year expenditures or for projects that are to be complete within a specific time frame. Remaining funds are considered to be reserves and, barring any unforeseen emergencies or events beyond SACHSE's control, it is considered that these funds may be invested, within the maturity limits of this Policy, in an advantageous position on the yield curve. It is understood that investments in longer term instruments are sensitive to changes in interest rates and other market conditions; however, it is SACHSE's belief that such investments may be held to maturity if necessary.

SACHSE may maintain one portfolio in which all funds under its control are pooled for investment purposes. Within the pooled portfolio are fund components, each having an investment strategy as described below:

A. Governmental Funds – the funds through which most governmental functions are financed and the primary operating funds of SACHSE. The investment strategy must allow for the investment of anticipated cash flows to meet the anticipated expenditures of the following funds:

1. General Fund
2. Debt Service Fund
3. Special Revenue Fund
4. Capital Projects Fund
5. Sachse Economic Development Corporation Fund
6. President George Bush Reinvestment Zone Tax Increment Fund

The yield of an equally weighted, rolling three-month Treasury Bill portfolio will be the minimum yield objective.

B. Proprietary Funds - the funds used in SACHSE's business-type activities or Enterprise activities financed primarily by user charges and fees. The strategy for these funds is to time investment maturities to anticipated cash requirements. The projects may require investments with short to intermediate maturities.

The yield of an equally weighted, rolling six-month Treasury Bill portfolio will be the minimum yield objective.

C. The Debt Service and Interest/Sinking Funds should consist of short-term investments, whose maturities meet the scheduled debt service payments. Reserves may be invested in longer-term investments.

The yield of an equally weighted, rolling three-month Treasury Bill portfolio will be the minimum yield objective.

D. Special Revenue Fund and other Non-operating Funds investments should be in short-term instruments with maturities laddered to meet projected cash needs. Reserves are idle funds that may be invested in intermediate to long-term investments after analysis of future plans for use of the funds.

The yield of an equally weighted, rolling six-month Treasury Bill portfolio will be the minimum yield objective.

IX. Authorized & Suitable Investments

SACHSE is empowered by statute to invest in the following:

A. Obligations of, or guaranteed by, governmental entities:

1. obligations of the United States or its agencies and instrumentalities, including the Federal Home Loan Banks;
2. direct obligations of this State or its agencies and instrumentalities;
3. other obligations, the principal and interest of which are unconditionally guaranteed or insured by, or backed by the full faith and credit of this State or the United States or their respective agencies and instrumentalities, including obligations that are fully guaranteed or insured by the Federal Deposit Insurance Corporation or by the explicit full faith and credit of the United States; and
4. obligations of states, agencies, counties, cities, and other political subdivisions of any state rated as to investment quality by a nationally recognized investment rating firm not less than A or its equivalent.

B. Financial Institution Deposits: A financial institution deposit is an authorized investment under this Policy if the deposit is with a state or national bank, a savings and loan association, or credit union that is:

1. guaranteed or insured by the Federal Deposit Insurance Corporation or its successor, or the National Credit Union Share Insurance Fund, or its successor;
2. secured by obligations that are described in Section XII Collateralization; and
3. executed through a depository institution or broker that has its main office or a branch office in Texas and meets the requirements of the PFIA.

C. Repurchase Agreements:

1. A fully collateralized repurchase agreement is an authorized investment if the repurchase agreement:
 - (a) has a defined termination date;
 - (b) is secured by cash or obligations described by Section IX.A1;
 - (c) requires the cash or securities being purchased by SACHSE to be delivered versus payment to SACHSE, held in SACHSE's account with a third party selected and approved by SACHSE; and
 - (d) is placed through a primary government securities dealer, as defined by the Federal Reserve, or a financial institution doing business in this State.
2. "Repurchase agreement" means a simultaneous agreement to buy, hold for a specified time, and sell back at a future date, obligations described by Section IX.A1 at a market value at the time the funds are disbursed of not less than the principal amount of the funds disbursed.

D. Mutual Funds:

1. A no-load money market mutual fund is an authorized investment under this Policy if the mutual fund:
 - (a) is registered with and regulated by the Securities and Exchange Commission;
 - (b) provides SACHSE with a prospectus and other information as required by the Securities Exchange Act of 1934 (15 U.S.C. Section 78a et seq.) or the Investment Company Act of 1940 (15 U.S.C. Section 80a-1 et seq.);
 - (c) has a dollar-weighted average stated maturity in compliance with regulations;
 - (d) includes in its investment objectives the maintenance of a stable net asset value of \$1.0000 for each share; and
 - (e) is continuously rated no lower than AAAm or at an equivalent rating by one nationally recognized rating service.
2. SACHSE is not authorized by this section to invest its funds or funds under its control, including bond proceeds and reserves and other funds held for debt service, in any one mutual fund in an amount that exceeds 10 percent of the total assets of the mutual fund.

E. Investment Pools:

1. SACHSE may invest its funds and funds under its control through an eligible investment pool if each ENTITY's governing body by rule, order, ordinance, or resolution, as appropriate, authorizes investment in the particular pool. An investment pool shall invest the funds it receives from entities in authorized investments permitted by the PFIA 2256.016.
2. To be eligible to receive funds from and invest funds on behalf of an entity under the PFIA 2256.016, an investment pool must furnish to the Investment Officers or other authorized representative of the entity an offering circular or other similar disclosure instrument that contains at a minimum, the following information:
 - (a) the types of investments in which money is allowed to be invested;
 - (b) the maximum average dollar-weighted maturity allowed, based on the stated maturity date, of the pool;
 - (c) the maximum stated maturity date any investment security within the portfolio has;
 - (d) the objectives of the pool;
 - (e) the size of the pool;

- (f) the names of the members of the advisory board of the pool and the dates their terms expire;
 - (g) the custodian bank that will safekeep the pool's assets;
 - (h) whether the intent of the pool is to maintain a net asset value of one dollar and the risk of market price fluctuation;
 - (i) whether the only source of payment is the assets of the pool at market value or whether there is a secondary source of payment, such as insurance or guarantees, and a description of the secondary source of payment;
 - (j) the name and address of the independent auditor of the pool;
 - (k) the requirements to be satisfied for an entity to deposit funds in and withdraw funds from the pool and any deadlines or other operating policies required for the entity to invest funds in and withdraw funds from the pool; and
 - (l) the performance history of the pool, including yield, average dollar-weighted maturities, and expense ratios.
3. To maintain eligibility to receive funds from and invest funds on behalf of an entity under the PFIA 2256.016, at a minimum an investment pool must furnish to the Investment Officer or other authorized representative of the entity:
- (a) investment transaction confirmations; and
 - (b) a monthly report that contains, as a minimum, the following information:
 - (1) the types and percentage breakdown of securities in which the pool is invested;
 - (2) the current average dollar-weighted maturity, based on the stated maturity date, of the pool;
 - (3) the current percentage of the pool's portfolio in investments that have stated maturities of more than one year;
 - (4) the book value versus the market value of the pool's portfolio, using amortized cost valuation;
 - (5) the size of the pool;
 - (6) the number of participants in the pool;
 - (7) the custodian bank that is safekeeping the assets in the pool;

- (8) a listing of daily transaction activity of the entity participating in the pool;
 - (9) the yield and expense ratio of the pool;
 - (10) the portfolio managers of the pool; and
 - (11) any changes or addenda to the offering circular.
4. SACHSE, by contract, may delegate to an investment pool the authority to hold legal title as custodian of investments purchased with its local funds.
5. Investment Pool “yield” shall be calculated in accordance with regulations governing the registration of open-end management investment companies under the Investment Company Act of 1940, as promulgated from time to time by the Federal Securities and Exchange Commission.
6. A public funds investment pool ~~utilized as a cash-equivalent investment created to function as a money market mutual fund~~ must mark its portfolio to market daily and, to the extent reasonably possible, stabilize at a \$1.00 net asset value. If the ratio of the market value of the portfolio divided by the book value of the portfolio is less than 0.995 or greater than 1.005, portfolio holdings ~~shall~~may be sold as necessary to maintain the ratio between 0.995 and 1.005.
7. An Investment pool must have an advisory board composed:
 - (a) Equally of participants in the pool and other persons who do not have a business relationship with the pool and are qualified to advise the pool, for pools created under Chapter 791 Texas State Code and managed by a state agency; or
 - (b) of participants in the pool and other persons who do not have a business relationship with the pool and are qualified to advise the pool, for other investment pools.
8. A public funds investment pool must be continuously rated no lower than AAA or AAAM or at an equivalent rating by one nationally recognized rating service.
9. If the investment pool operates an Internet website, the information in a disclosure instrument or report described in Subsections (b), (c)(2), and (f) must be posted on the website.
10. To maintain eligibility to receive funds from and invest funds on behalf of an entity under this chapter, an investment pool must make available to the entity an annual audited financial statement of the investment pool in which the entity has funds invested.

11. If an investment pool offers fee breakpoints based on fund balances invested, the investment pool in advertising investment rates must include either all levels of return based on the breakpoints provided or state the lowest possible level of return based on the smallest level of funds invested.

X. Unauthorized Investments

The following are not authorized investments under this section:

- A. Obligations whose payment represents the coupon payments on the outstanding principal balance of the underlying mortgage-backed security collateral and pays no principal;
- B. Obligations whose payment represents the principal stream of cash flow from the underlying mortgage-backed security collateral and bears no interest; and
- C. Collateralized mortgage obligations.

Any Authorized & Suitable Investment that requires a minimum rating does not qualify during the period the investment does not have the minimum rating. SACHSE shall take all prudent measures that are consistent with this Policy to liquidate an investment that does not have the minimum rating. Additionally, SACHSE is not required to liquidate investments that were authorized at the time of purchase.

XI. Depository

In compliance with State legislation, a primary Depository shall be selected through SACHSE'S banking services procurement process, which shall include a formal request for application (RFA). In selecting a depository the Director of Finance shall conduct a review of prospective depository's credit characteristics and financial history.

No public deposit shall be made except in a qualified public depository as established by State laws.

XII. Collateralization

Collateralization will be required on two types of investments: financial institution deposits (in amounts exceeding F.D.I.C. insurance coverage) and repurchase agreements. With the exception of Letters of Credit issued for 100% of amount, the minimum collateralization level will be 102% of market value of principal and accrued interest, less F.D.I.C. insurance when applicable.

SACHSE chooses to limit collateral (including letters of credit) to the obligations of, or guaranteed by, governmental entities as outlined in the Public Funds Collateral Act.

All financial institution deposits shall be insured or collateralized in compliance with applicable State law. SACHSE reserves the right, in its sole discretion, to accept or reject any form of insurance or collateralization pledged towards depository deposits. Financial institutions serving as depositories will be required to sign a depository agreement with SACHSE. The

collateralized deposit portion of the agreement shall define SACHSE's rights to the collateral in case of default, bankruptcy, or closing and shall establish a perfected security interest in compliance with Federal and State regulations, including:

- The agreement must be in writing;
- The agreement has to be executed by the Depository and SACHSE contemporaneously with the acquisition of the asset;
- The agreement must be approved by the Board of Directors or designated committee of the Depository and a copy of the meeting minutes must be delivered to SACHSE; and
- The agreement must be part of the Depository's "official record" continuously since its execution.

Securities pledged as collateral shall be held by an independent third party with whom SACHSE has a custodial agreement. The agreement is to specify the acceptable investment securities as collateral, including provisions relating to possession of the collateral, the substitution or release of investment securities, ownership of securities at default, and the method of valuation of securities.

XIII. Safekeeping and Custody

All security transactions, including collateral for repurchase agreements, entered into by SACHSE shall be conducted on a delivery-versus-payment (DVP) basis. Securities will be held in an account in SACHSE's name by a third party safekeeping agent/custodian designated by the Investment Officers and evidenced by safekeeping receipts.

XIV. Electronic Fund Transfer

SACHSE may use electronic means to transfer or invest all funds collected or controlled by the local government.

XV. Diversification

SACHSE will diversify its investments by types, maturity dates, and/or institutions, as appropriate.

XVI. Maximum Maturities and Weighted Average Maturity

To the extent possible, SACHSE will attempt to match its anticipated cash flow requirements with maturing investments. SACHSE will not directly invest in instruments maturing more than 2 years from the date of purchase, with the maximum weighted average maturity for the total portfolio to not exceed twelve months. However, SACHSE may collateralize its repurchase agreements using longer-dated investments not to exceed 5 years to maturity.

Reserve funds may be invested in instruments up to and including 5 years if the maturities of such investments are made to coincide as nearly as practicable with the expected use of the funds.

XVII. Internal Control

The Director of Finance shall establish an annual process of independent review by an external auditor in conjunction with the annual audit. This review will provide internal control by assuring compliance with policies and procedures.

XVIII. Performance Standards

The investment portfolio shall be designed with the objective of obtaining a rate of return throughout budgetary and economic cycles, commensurate with the investment risk constraints and the cash flow needs. "Weighted Average Yield to Maturity" shall be the standard for calculating portfolio rate of return.

XIX. Reporting

- A. The Investment Officers shall prepare and submit quarterly a written report of investment transactions for all funds covered by this Investment Policy for the preceding reporting period.
- B. The report must include the following:
 - 1. describe in detail the investment position of SACHSE on the date of the report;
 - 2. be prepared jointly by all Investment Officers of SACHSE;
 - 3. be signed by each Investment Officer of SACHSE;
 - 4. contain a summary statement of each pooled fund group that states the:
 - (a) beginning market value for the reporting period;
 - (b) ending market value for the period; and
 - (c) fully accrued interest for the period.
 - 5. state the book value and market value of each separately invested asset at the beginning and end of the reporting period by type of asset and fund type invested;
 - 6. state the maturity date of each separately invested asset that has a maturity date;
 - 7. state the account or fund or pooled group fund in the local government for which each individual investment was acquired; and
 - 8. state the compliance of the Investment Portfolio of the local government as it relates to:

- (a) the Investment Strategy expressed in SACHSE's Investment Policy; and
 - (b) relevant provisions of the PFIA.
- C. The report shall be presented not less than quarterly to each ENTITY's governing body within a reasonable time after the end of the period.
- D. The market values and credit ratings presented in all portfolio reports shall be accurate and reliable estimates of the investment's true value and risk. Market value and credit rating sources may include, but are not limited to, rating agency reports, newspapers, financial websites, custodian reports, broker/dealer reports, and investment advisor research.

XX. Investment Policy Adoption

SACHSE's Investment Policy shall be adopted by resolution of each ENTITY's governing body. This Policy shall be reviewed annually and any modifications made thereto must be approved by each ENTITY's governing body. Each ENTITY's governing body shall adopt a written instrument attesting to each annual review.

XXI. Auditor

As part of the annual audit, the independent auditor must formally review the quarterly investment reports to comply with the PFIA and report the results of that review to each ENTITY's governing body.

XXII. Training

In order to ensure qualified and capable investment management, the Investment Officers, their designated subordinates, Treasurer, and Chief Financial Officer of SACHSE shall attend training that includes education in investment controls, security risks, strategy risks, market risks, diversification of investment portfolio, and PFIA compliance. SACHSE approves the Government Finance Officers' Association, Government Finance Officers' Association of Texas, Government Treasurers' Organization of Texas, North Central Texas Council of Governments, Texas City Managers Association, Texas Municipal League, and University of North Texas as independent sources of training.

Each individual shall attend training accumulating at least 10 hours of instruction within twelve months of assuming investment-related responsibilities; and shall then receive not less than 8 hours of investment-related instruction within each subsequent two-year period aligned with SACHSE's fiscal year end.

XXIII. Donated Investments

This Policy does not apply to an investment donated to SACHSE for a particular purpose or under terms of use specified by the donor.

XXIV. Investment Policy Certification

The qualified representative of any business organization (including ~~but not limited to:~~ investment pool and discretionary investment management firm, ~~financial institution, broker/dealer~~) offering to engage in an investment transaction must execute a written instrument substantially to the effect that the business organization has received and reviewed the Investment Policy and that the business organization has implemented reasonable procedures and controls in an effort to preclude imprudent investment activities arising out of investment transactions conducted between the organization and SACHSE.

PASSED AND APPROVED by the City Council of the City of Sachse, Texas this 3rd day of October, 2016.

Mayor
City of Sachse, Texas

ATTEST:

City Secretary
City of Sachse, Texas

Acknowledged by the Sachse Economic Development Corporation, Texas this _____ day of _____, 2016.

President
Sachse Economic Development Corporation

ATTEST:

Executive Director
Sachse Economic Development Corporation

Acknowledged by the President George Bush Turnpike Reinvestment Zone Tax Increment Fund, Texas this _____ day of _____, 2016.

President
President George Bush Turnpike Reinvestment Zone

Tax Increment Fund

ATTEST:

Board Secretary
President George Bush Turnpike Reinvestment Zone Tax Increment Fund

Appendix A
Authorized Broker/Dealer Firms

~~Coastal Securities~~ FTN Financial

Hilltop Securities

Oppenheimer

Raymond James

Wells Fargo



City of Sachse, Texas

Legislation Details (With Text)

File #: 18-4393 **Version:** 1 **Name:** TIF Board review of investment reports 2018
Type: Agenda Item **Status:** Agenda Ready
File created: 9/19/2018 **In control:** Tax Increment Financing (TIF) Board
On agenda: 9/26/2018 **Final action:**
Title: Consider accepting the Quarterly Investment Reports for the fourth quarter of the 2016-2017 fiscal year and the first, second, and third quarters of the 2017-2018 fiscal year.
Sponsors:
Indexes:
Code sections:
Attachments: [4th Qtr FY17 Investment Report](#)
[1st Qtr Investment Report](#)
[2nd Qtr Investment Report](#)
[3rd Qtr Investment Report](#)

Date	Ver.	Action By	Action	Result
------	------	-----------	--------	--------

Title
Quarterly Investment Reports for the fourth quarter of the 2016-2017 fiscal year and the first, second, and third quarters of the 2017-2018 fiscal year.

Background
The quarterly investment reports presented to the City Council will be presented to the TIF Board for review, as required by the Investment Policy. These reports are for informational purposes only.

Policy Considerations
Investment Policy requires that the quarterly investment reports be presented to the City Council and the boards of the City’s component units.

Budgetary Considerations
None.

Staff Recommendations
Accept the Quarterly Investment Reports for the fourth quarter of the 2016-2017 fiscal year and the first, second, and third quarters of the 2017-2018 fiscal year.

Memo

To: **Gina Nash, City Manager**
 From: Berna Fitzpatrick, Finance Manager *BFW*
 CC: Mayor and City Council
 Date: December 8, 2017
 Re: **Investment Report for period ending September 30, 2017**

Attached is the Quarterly Investment Report for the quarter ending June 30 of the fiscal year 2016-2017. This report complies with the requirements of the City's Investment Policy and the Public Funds Investment Act as amended. For this period, the City's portfolio consisted of the following investments:

Portfolio at Quarter Close:	Rate at 09/30/17	% Total	Total Investment
Money Market Account –ANB	.2%	25.60%	8,657,381
Money Market Account - BTH	1.48%	7.12%	2,409,074
Money Market Account – NexBank	1.46%	13.86%	4,686,080
Money Market Account(EDC)-ANB	.2%	6.97%	2,357,354
Money Market Account (EDC) BTH	1.48%	.34%	115,968
Money Market Account (EDC)-NexBank	1.46%	.95%	321,598
Investment Pool – Tex Pool	1.0151%	9.50%	3,212,963
CD---Legacy Bank 1810	1.40%	2.36%	1,012,602
CD---Legacy Bank 1013	1.00%	2.36%	1,012,594
CD---Legacy Bank 1311	.75%	2.35%	1,009,312
CD---Legacy Bank 1747	1.15%	2.35%	1,011,436
CD---Legacy Bank 1431	.90%	2.34%	1,006,008
CD---Legacy Bank 1432	.93%	2.34%	1,006,208
CD---Legacy Bank 1649	1.10%	2.34%	1,004,619
CD---Legacy Bank 1650	1.13%	2.34%	1,004,746
CD---Legacy Bank 1651	1.15%	2.34%	1,004,830
CD---Legacy Bank 1917	1.45%	2.33%	1,002,465
CD---Legacy Bank 1918	1.50%	2.33%	1,002,550
CD---Legacy Bank 1919	1.55%	2.33%	1,002,635
CD---Legacy Bank 1920	1.60%	2.33%	1,002,720
CD---Legacy Bank 1921	1.70%	4.67%	2,005,780
Total Invested City Funds:		100.0%	\$42,965,329

The City does not carry any security instrument (investment type) on its books that is traded on the open market; therefore all investments are listed at 100% of market value. Interest earnings on all certificate of deposit accounts are accreted quarterly or at maturity. All Funds on deposit with American National Bank, Legacy, and Investment Pools are fully secured and safeguarded. **Total investment interest earned for the quarter ending September 30 was \$100,794.**

Citywide cash and investments for the period ending September 30 was \$42,965,329. Of this amount, \$700,750 is for the Sachse EDC. It is the strategy of the Finance Department to maintain a high percentage of its idle funds invested in safe and secure investment securities and pooled investment types in accordance with the Public Funds Investment Act.

67% of the City's current portfolio has liquidity of 30 days or less, which is more than adequate for daily operations. The City investments are liquid and have same day access. The City's investment and cash management strategy will be to maintain operational and capital needs in money market accounts and liquid asset pools. The City's funds are swept into the above accounts and withdrawn as needed for operational cash flow requirements.

The average interest rate/yield on the City's investments for the period was 1.05%; weighted average maturity of 98 days. The Texpool Prime Fund interest rate was 1.2644% and the Texpool interest rate was 1.0151% at September 30, 2017. The rolling three month Treasury yield was .75% with the rolling six month Treasury yield at .78%.



QUARTERLY INVESTMENT REPORT

For the Quarter Ended

September 30, 2017

Prepared by
Valley View Consulting, L.L.C.

The investment portfolio of the City is in compliance with the Public Funds Investment Act and the Investment Policy and strategies.


Director of Finance

Berna Stetpatrick - walker
Finance Manager

Disclaimer: These reports were compiled using information provided by the City of Sachse. No procedures were performed to test the accuracy or completeness of this information. The market values included in these reports were obtained by Valley View Consulting, L.L.C. from sources believed to be accurate and represent proprietary valuation. Due to market fluctuations these levels are not necessarily reflective of current liquidation values. Yield calculations are not determined using standard performance formulas, are not representative of total return yields and do not account for investment advisor fees.

Annual Comparison of Portfolio Performance

FYE Results by Investment Category:

Asset Type	September 30, 2017			September 30, 2016		
	Ave. Yield	Book Value	Market Value	Ave. Yield	Book Value	Market Value
Bank/Pool	0.93%	\$ 27,876,827	\$ 27,876,827	0.28%	\$ 21,079,054	\$ 21,079,054
CDs / Securities	1.27%	15,088,502	15,088,502	0.68%	9,041,152	9,041,152
Totals		\$ 42,965,329	\$ 42,965,329		\$ 30,120,206	\$ 30,120,206
Fourth Quarter-End Yield	1.05%			0.40%		
Average Quarter-End Yields - Fiscal Year (1):						
Sachse	0.68%			0.36%		
Rolling Three Month Treasury	0.75%			0.25%		
Rolling Six Month Treasury	0.78%			0.37%		
TexPool	0.74%			0.31%		
Fiscal YTD Interest Earnings-City		\$ 214,353			\$ 77,391	
Fiscal YTD Interest Earnings-EDC		\$ 4,814			\$ 7,893	

(1) Average Quarterly Yield calculated using quarter-end report average yield and adjusted book value.

Summary

Quarter End Results by Investment Category:

Asset Type	September 30, 2017			June 30, 2017		
	Ave. Yield	Book Value	Market Value	Book Value	Market Value	Market Value
Bank/Pool	0.93%	\$ 27,876,827	\$ 27,876,827	\$ 21,760,417	\$ 21,760,417	\$ 21,760,417
CDs/Securities	1.27%	15,088,502	15,088,502	12,059,202	12,059,202	12,059,202
Totals		\$ 42,965,329	\$ 42,965,329	\$ 33,819,619	\$ 33,819,619	\$ 33,819,619

Current Quarter Average Yield (1)
 Total Portfolio 1.05%

Fiscal Year-to-Date Average Yield (2)
 Total Portfolio 0.68%

Weighted Average Maturity 98 days

Rolling Three Mo. Treas. Yield 1.05%
 Rolling Six Mo. Treas. Yield 1.09%

Rolling Three Mo. Treas. Yield 0.75%
 Rolling Six Mo. Treas. Yield 0.78%
 Average Quarterly TexPool Yield 0.74%

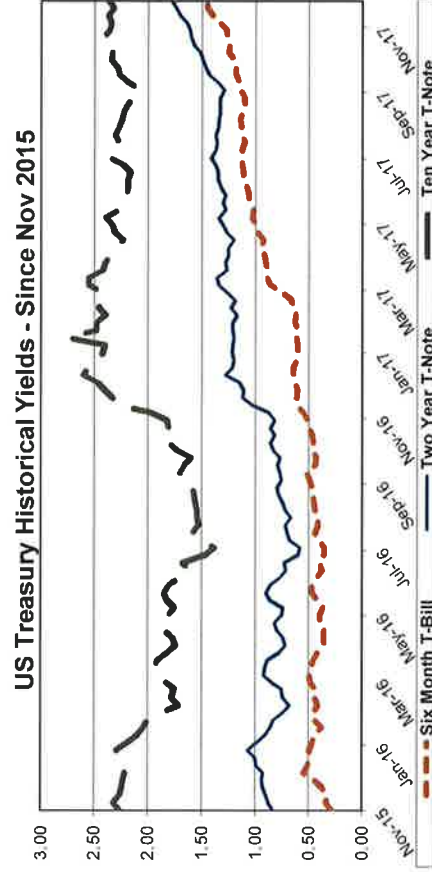
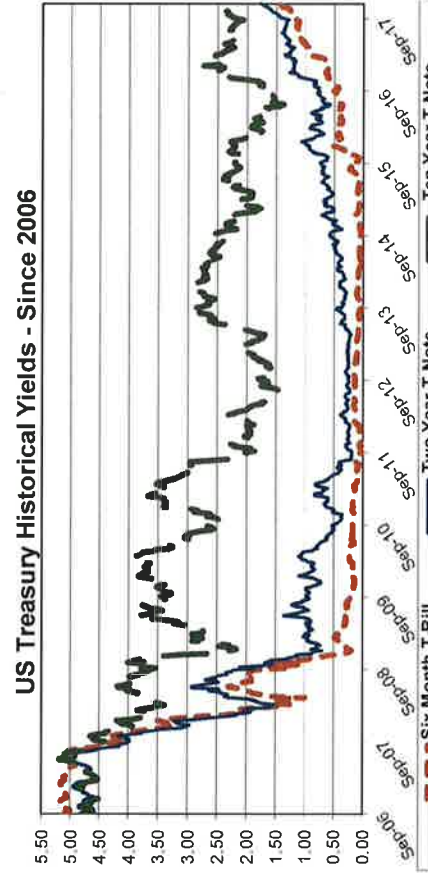

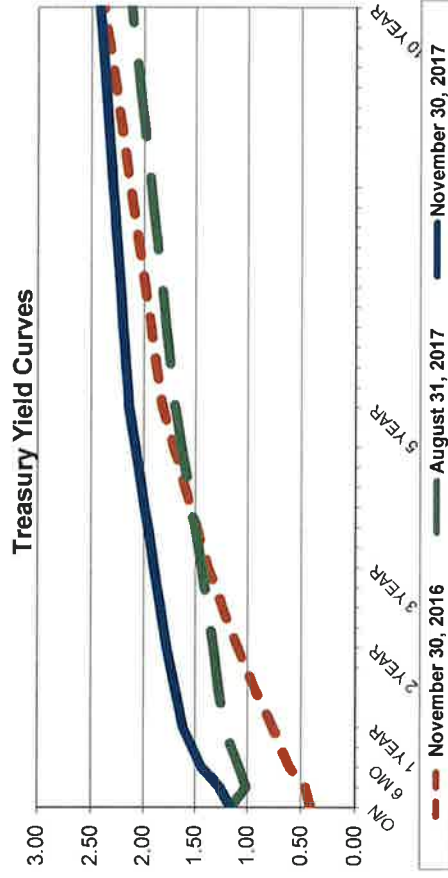
	City	EDC
Interest Earnings QTR	\$ 99,478	\$ 1,317
Interest Earnings YTD	\$ 214,353	\$ 4,814

(1) Average Yield calculated using quarter end report yields and adjusted book values and does not reflect a total return analysis or account for advisory fees.
 (2) Fiscal Year-to-Date Average Yields calculated using quarter end report yields and adjusted book values and does not reflect a total return analysis or account for advisory fees.

Economic Overview

11/30/2017

The Federal Open Market Committee (FOMC) maintained the Fed Funds target range of 1.00% - 1.25% (Effective Fed Funds are trading +/- 1.16%) since the June FOMC meeting. An range increase to 1.25%-1.50% at the December 13 meeting press conference is widely expected and priced in the market. Gradual portfolio reduction continues by limiting reinvestment of maturing holdings. Second Quarter 2017 GDP measured 3.1%. Third Quarter (second estimate) GDP increased 3.3%. November Non Farm Payroll data recorded +228k. Other US data generally showed positive with a few negative numbers. The Stock Markets achieved new highs. Jerome Powell was nominated to replace Fed Chair Janet Yellen early next year.



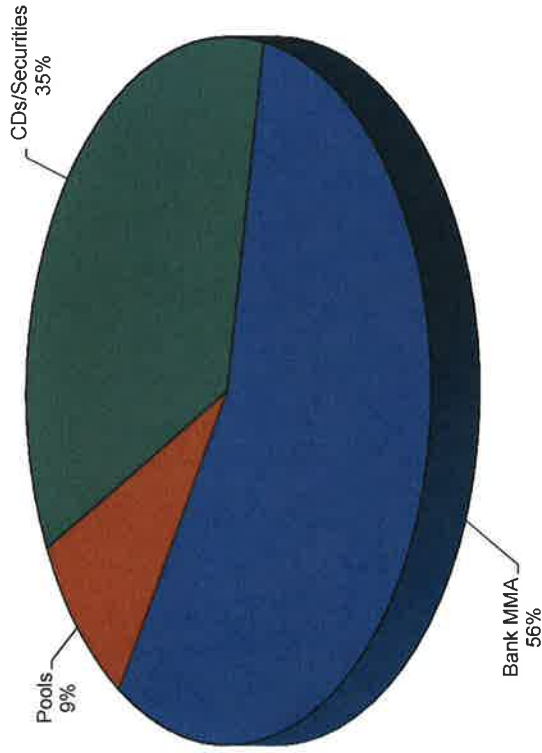
**Investment Holdings
September 30, 2017**

Description	Rating	Coupon/ Discount	Maturity Date	Settlement Date	Original Facial Par Value	Book Value	Market Price	Market Value	Life (days)	Yield
ANB MMA		0.20%	10/01/17	09/30/17	\$ 10,577,105	\$ 10,577,105	1.00	\$ 10,577,105	1	0.20%
BTH Bank MMA		1.49%	10/01/17	09/30/17	2,534,490	2,534,490	1.00	2,534,490	1	1.49%
NexBank MMA		1.47%	10/01/17	09/30/17	11,043,665	11,043,665	1.00	11,043,665	1	1.47%
TexPool	AAA	1.02%	10/01/17	09/30/17	3,721,568	3,721,568	1.00	3,721,568	1	1.02%
LegacyTexas Bank CD		0.90%	10/10/17	01/10/17	1,006,008	1,006,008	100.00	1,006,008	10	0.90%
LegacyTexas Bank CD		0.75%	11/10/17	11/10/16	1,009,312	1,009,312	100.00	1,009,312	41	0.75%
LegacyTexas Bank CD		0.93%	11/10/17	01/10/17	1,006,208	1,006,208	100.00	1,006,208	41	0.93%
LegacyTexas Bank CD		1.00%	12/20/17	06/20/16	1,012,594	1,012,594	100.00	1,012,594	81	1.00%
LegacyTexas Bank CD		1.10%	01/20/18	04/20/17	1,004,619	1,004,619	100.00	1,004,619	112	1.10%
LegacyTexas Bank CD		1.13%	02/20/18	04/20/17	1,004,746	1,004,746	100.00	1,004,746	143	1.13%
LegacyTexas Bank CD		1.15%	03/20/18	04/20/17	1,004,830	1,004,830	100.00	1,004,830	171	1.15%
LegacyTexas Bank CD		1.15%	05/10/18	05/01/17	1,011,436	1,011,436	100.00	1,011,436	222	1.15%
LegacyTexas Bank CD		1.40%	06/20/18	06/20/17	1,012,602	1,012,602	100.00	1,012,602	263	1.40%
LegacyTexas Bank CD		1.45%	07/25/18	07/25/17	1,002,465	1,002,465	100.00	1,002,465	298	1.45%
LegacyTexas Bank CD		1.50%	10/25/18	07/25/17	1,002,550	1,002,550	100.00	1,002,550	390	1.50%
LegacyTexas Bank CD		1.55%	01/25/19	07/25/17	1,002,635	1,002,635	100.00	1,002,635	482	1.55%
LegacyTexas Bank CD		1.60%	04/25/19	07/25/17	1,002,720	1,002,720	100.00	1,002,720	572	1.60%
LegacyTexas Bank CD		1.70%	07/25/19	07/25/17	2,005,780	2,005,780	100.00	2,005,780	663	1.70%
					\$ 42,965,329	\$ 42,965,329		\$ 42,965,329	98	1.05%
									(1)	(2)


(1) Weighted average life - For purposes of calculating weighted average life, pool investments are assumed to have a one day maturity.

(2) Weighted average yield to maturity - The weighted average yield to maturity is based on adjusted book value, realized and unrealized gains/losses and investment advisory fees are not considered.

Portfolio Composition

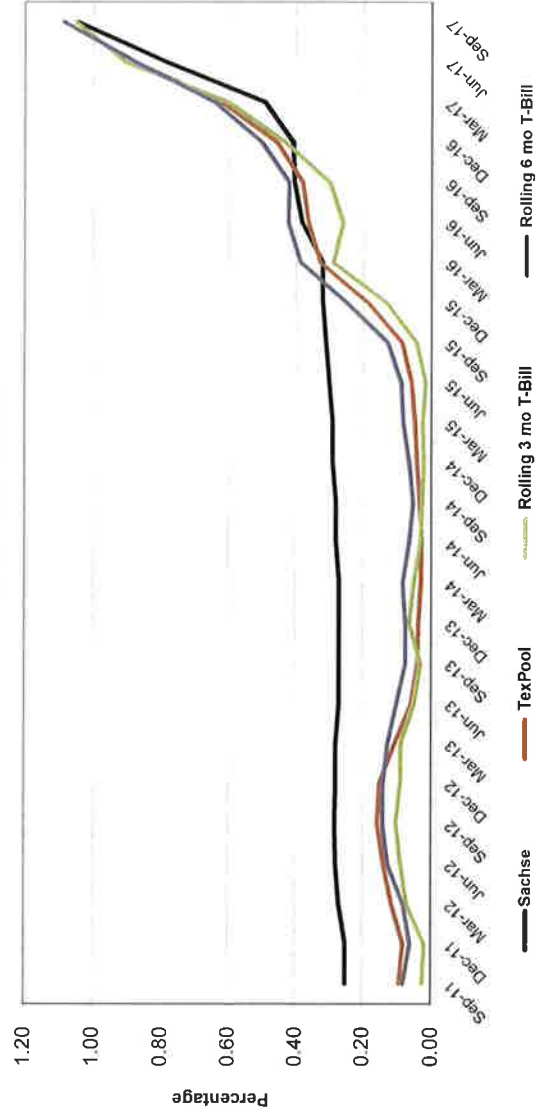


Total Portfolio (Millions)



□ Quarter End Book Value

Total Portfolio Performance



Book Value Comparison

Description	Coupon/ Discount	Maturity Date	June 30, 2017			September 30, 2017		
			Original Face/Par Value	Book Value	Purchases/ Accretions	Amortizations/ Sales/Maturities	Original Face/Par Value	Book Value
ANB MMA	0.20%	10/01/17	\$ 11,014,735	\$ 11,014,735	\$ —	\$ (437,630)	\$ 10,577,105	\$ 10,577,105
BTH Bank MMA	1.49%	10/01/17	2,525,042	2,525,042	9,448		2,534,490	2,534,490
NexBank MMA	1.47%	10/01/17	5,007,678	5,007,678	6,035,987		11,043,665	11,043,665
TexPool	1.02%	10/01/17	3,212,963	3,212,963	508,605		3,721,568	3,721,568
Southside Bank CD	0.72%	07/20/17	1,003,575	1,003,575		(1,003,575)	—	—
Southside Bank CD	0.78%	08/21/17	1,003,873	1,003,873		(1,003,873)	—	—
LegacyTexas Bank CD	0.85%	09/11/17	1,003,521	1,003,521		(1,003,521)	—	—
LegacyTexas Bank CD	0.90%	10/10/17	1,003,729	1,003,729	2,278		1,006,007	1,006,007
LegacyTexas Bank CD	0.75%	11/10/17	1,007,406	1,007,406	1,906		1,009,312	1,009,312
LegacyTexas Bank CD	0.93%	11/10/17	1,003,853	1,003,853	2,355		1,006,208	1,006,208
LegacyTexas Bank CD	1.00%	12/20/17	1,010,046	1,010,046	2,548		1,012,594	1,012,594
LegacyTexas Bank CD	1.10%	01/20/18	1,001,839	1,001,839	2,780		1,004,619	1,004,619
LegacyTexas Bank CD	1.13%	02/20/18	1,001,889	1,001,889	2,857		1,004,746	1,004,746
LegacyTexas Bank CD	1.15%	03/20/18	1,001,923	1,001,923	2,907		1,004,830	1,004,830
LegacyTexas Bank CD	1.15%	05/10/18	1,008,510	1,008,510	2,926		1,011,436	1,011,436
LegacyTexas Bank CD	1.40%	06/20/18	1,009,037	1,009,037	3,565		1,012,602	1,012,602
LegacyTexas Bank CD	1.45%	07/25/18	—	—	1,002,464		1,002,464	1,002,464
LegacyTexas Bank CD	1.50%	10/25/18	—	—	1,002,549		1,002,549	1,002,549
LegacyTexas Bank CD	1.55%	01/25/19	—	—	1,002,635		1,002,635	1,002,635
LegacyTexas Bank CD	1.60%	04/25/19	—	—	1,002,720		1,002,720	1,002,720
LegacyTexas Bank CD	1.70%	07/25/19	—	—	2,005,779		2,005,779	2,005,779
TOTAL			\$ 33,819,619	\$ 33,819,619	\$ 12,594,309	\$ (3,448,599)	\$ 42,965,329	\$ 42,965,329

Market Value Comparison

Description	Coupon/ Discount	Maturity Date	June 30, 2017		September 30, 2017		
			Original Face/Par Value	Market Value	Qtr to Qtr Change	Original Face/Par Value	Market Value
ANB MMA	0.20%	10/01/17	\$ 11,014,735	\$ 11,014,735	\$ (437,630)	\$ 10,577,105	\$ 10,577,105
BTH Bank MMA	1.49%	10/01/17	2,525,042	2,525,042	9,448	2,534,490	2,534,490
NexBank MMA	1.47%	10/01/17	5,007,678	5,007,678	6,035,987	11,043,665	11,043,665
TexPool	1.02%	10/01/17	3,212,963	3,212,963	508,605	3,721,568	3,721,568
Southside Bank CD	0.72%	07/20/17	1,003,575	1,003,575	(1,003,575)	-	-
Southside Bank CD	0.78%	08/21/17	1,003,873	1,003,873	(1,003,873)	-	-
LegacyTexas Bank CD	0.85%	09/11/17	1,003,521	1,003,521	(1,003,521)	-	-
LegacyTexas Bank CD	0.90%	10/10/17	1,003,729	1,003,729	2,278	1,006,007	1,006,007
LegacyTexas Bank CD	0.75%	11/10/17	1,007,406	1,007,406	1,906	1,009,312	1,009,312
LegacyTexas Bank CD	0.93%	11/10/17	1,003,853	1,003,853	2,355	1,006,208	1,006,208
LegacyTexas Bank CD	1.00%	12/20/17	1,010,046	1,010,046	2,548	1,012,594	1,012,594
LegacyTexas Bank CD	1.10%	01/20/18	1,001,839	1,001,839	2,780	1,004,619	1,004,619
LegacyTexas Bank CD	1.13%	02/20/18	1,001,889	1,001,889	2,857	1,004,746	1,004,746
LegacyTexas Bank CD	1.15%	03/20/18	1,001,923	1,001,923	2,907	1,004,830	1,004,830
LegacyTexas Bank CD	1.15%	05/10/18	1,008,510	1,008,510	2,926	1,011,436	1,011,436
LegacyTexas Bank CD	1.40%	06/20/18	1,009,037	1,009,037	3,565	1,012,602	1,012,602
LegacyTexas Bank CD	1.45%	07/25/18	-	-	1,002,464	1,002,464	1,002,464
LegacyTexas Bank CD	1.50%	10/25/18	-	-	1,002,549	1,002,549	1,002,549
LegacyTexas Bank CD	1.55%	01/25/19	-	-	1,002,635	1,002,635	1,002,635
LegacyTexas Bank CD	1.60%	04/25/19	-	-	1,002,720	1,002,720	1,002,720
LegacyTexas Bank CD	1.70%	07/25/19	-	-	2,005,779	2,005,779	2,005,779
TOTAL			\$ 33,819,619	\$ 33,819,619	\$ 9,145,710	\$ 42,965,329	\$ 42,965,329

Allocation
September 30, 2017

Book & Market Value	Total	GO I&S	General Fund	W/S Restricted	W/S Operations	Capital Project	2009 GO Bonds	Restricted Park Development
ANB MMA	\$ 10,577,105	\$ 45,259	\$ 580,595	\$ 235,879	\$ 3,694,586	\$ 459,274	\$ 2,533,956	\$ 411,916
BTH Bank MMA	2,534,490	234,134	755,440		681,495	29,708	163,907	132,839
NexBank MMA	11,043,665	181,342	1,364,986		7,008,575	32,813	181,039	
TexPool	3,721,568		2,215,493		1,506,075			
10/10/17-LegacyTexas Bank CD	1,006,008				1,006,008			
11/10/17-LegacyTexas Bank CD	1,009,312		1,009,312					
11/10/17-LegacyTexas Bank CD	1,006,208							
12/20/17-LegacyTexas Bank CD	1,012,594		1,012,594					
01/20/18-LegacyTexas Bank CD	1,004,619		1,004,619					
02/20/18-LegacyTexas Bank CD	1,004,746							
03/20/18-LegacyTexas Bank CD	1,004,830							
05/10/18-LegacyTexas Bank CD	1,011,436		1,011,436					
06/20/18-LegacyTexas Bank CD	1,012,602				1,012,602			
07/25/18-LegacyTexas Bank CD	1,002,465				1,002,465			
10/25/18-LegacyTexas Bank CD	1,002,550				1,002,550			
01/25/19-LegacyTexas Bank CD	1,002,635				1,002,635			
04/25/19-LegacyTexas Bank CD	1,002,720				1,002,720			
07/25/19-LegacyTexas Bank CD	2,005,780				2,005,780			
Totals	\$ 42,965,329	\$ 460,734	\$ 8,954,475	\$ 235,879	\$ 20,925,488	\$ 521,795	\$ 2,878,901	\$ 544,755

Allocation
September 30, 2017

(continued)

Book & Market Value	Restricted General	Restricted Water Impact	Restricted Sewer Impact	Restricted Roadway	Street Maintenance	Health Insurance	EDC
ANB MMA	\$ 410,508	\$ 518,683	\$ 501,747	\$ 392,371	\$ 188,023	\$ 342,197	\$ 262,111
BTH Bank MMA	135,541	71,506	69,171	54,093	42,635	47,619	116,402
NexBank MMA		716,886	693,479	542,307			322,237
TexPool							
10/10/17–LegacyTexas Bank CD							
11/10/17–LegacyTexas Bank CD							
11/10/17–LegacyTexas Bank CD				1,006,208			
12/20/17–LegacyTexas Bank CD							
01/20/18–LegacyTexas Bank CD							
02/20/18–LegacyTexas Bank CD							
03/20/18–LegacyTexas Bank CD							
05/10/18–LegacyTexas Bank CD							
06/20/18–LegacyTexas Bank CD							
07/25/18–LegacyTexas Bank CD							
10/25/18–LegacyTexas Bank CD							
01/25/19–LegacyTexas Bank CD							
04/25/19–LegacyTexas Bank CD							
07/25/19–LegacyTexas Bank CD							
Totals	\$ 546,050	\$ 1,307,075	\$ 1,264,398	\$ 4,004,555	\$ 230,658	\$ 389,816	\$ 700,750

Allocation
June 30, 2017

Book & Market Value	Total	GO I&S	General Fund	W/S Restricted	W/S Operations	Capital Project	2009 GO Bonds	Restricted Park Development
ANB MMA	\$ 11,014,735	\$ 590,462	\$ 844,628	\$ 234,139	\$ 1,229,094	\$ 763,918	\$ 2,878,194	\$ 398,543
BTH Bank MMA	2,525,042	233,261	752,624		678,954	40,458	152,434	129,079
NexBank MMA	5,007,678	180,982	2,160,905		680,980	44,766	168,663	
TexPool	3,212,963		2,210,125		1,002,838			
07/20/17-Southside Bank CD	1,003,575				1,003,575			
08/21/17-Southside Bank CD	1,003,873							
09/11/17-LegacyTexas Bank CD	1,003,521		1,003,521					
10/10/17-LegacyTexas Bank CD	1,003,729				1,003,729			
11/10/17-LegacyTexas Bank CD	1,007,406		1,007,406					
11/10/17-LegacyTexas Bank CD	1,003,853							
12/20/17-LegacyTexas Bank CD	1,010,046		1,010,046					
01/20/18-LegacyTexas Bank CD	1,001,839		1,001,839					
02/20/18-LegacyTexas Bank CD	1,001,889							
03/20/18-LegacyTexas Bank CD	1,001,923							
05/10/18-LegacyTexas Bank CD	1,008,510		1,008,510					
06/20/18-LegacyTexas Bank CD	1,009,037				1,009,037			
Totals	\$ 33,819,619	\$ 1,004,705	\$ 10,999,605	\$ 234,139	\$ 6,608,207	\$ 849,142	\$ 3,199,291	\$ 527,622

Allocation

June 30, 2017

(continued)

Book & Market Value	Restricted General	Restricted Water Impact	Restricted Sewer Impact	Restricted Roadway	Street Maintenance	Health Insurance	EDC
ANB MMA	\$ 433,728	\$ 272,924	\$ 269,042	\$ 204,714	\$ 138,990	\$ 399,004	\$ 2,357,354
BTH Bank MMA	138,301	70,077	70,569	53,398	42,476	47,442	115,968
NexBank MMA		523,573	527,252	398,959			321,598
TexPool							
07/20/17--Southside Bank CD							
08/21/17--Southside Bank CD				1,003,873			
09/11/17--LegacyTexas Bank CD							
10/10/17--LegacyTexas Bank CD							
11/10/17--LegacyTexas Bank CD							
11/10/17--LegacyTexas Bank CD				1,003,853			
12/20/17--LegacyTexas Bank CD							
01/20/18--LegacyTexas Bank CD							
02/20/18--LegacyTexas Bank CD				1,001,889			
03/20/18--LegacyTexas Bank CD				1,001,923			
05/10/18--LegacyTexas Bank CD							
06/20/18--LegacyTexas Bank CD							
Totals	\$ 572,029	\$ 866,574	\$ 866,864	\$ 4,668,610	\$ 181,466	\$ 446,446	\$ 2,794,920

Portfolio Summary
City of Sachse, TX
September 30, 2017

Safely - Investment Type

Investment Type	Book Value	Percent
Money Market Account*	\$ 24,155,257	56.2%
Investment Pools	3,721,568	8.7%
CD's	15,088,505	35.1%
Total*	\$ 42,965,329	100%

*(Includes Sachse EDC Money Market)

Liquidity - Investments by Maturity Date

Under 30 days	\$ 28,882,834	67%
30 - 90 days	3,028,114	7%
91 - 180 days	3,014,195	7%
181 - 365 days	3,026,503	7%
366 - 760 days	5,013,685	12%
Total Principal Invested	\$ 42,965,329	100%

Portfolio Yield	Fiscal YTD Interest	Int Earned this QTR	(FYTD) Percent of total
Portfolio			
Debt Service	\$ 4,276	\$ 1,408	1.95%
General Fund	\$ 71,080	24,677	32.43%
Water and Sewer Fund	\$ 83,415	56,563	38.06%
Capital Project Fund	\$ 16,796	2,053	7.66%
Special Revenue Fund	\$ 3,242	1,001	1.48%
Impact Fee Fund	\$ 34,454	13,439	15.72%
Street Maintenance Fund	\$ 515	159	0.23%
Health Insurance Fund	\$ 575	177	0.26%
Sachse EDC	\$ 4,814	1,317	2.20%
Total Portfolios	\$ 219,167	\$ 100,794	100.00%

Portfolio Balance

Portfolio	Beginning Balances	Ending Book Balances	Change
Debt Service	\$ 1,004,705	\$ 460,734	\$ (543,970.47)
General Fund	10,999,605	8,954,475	(2,045,129.53)
Water and Sewer Fund	5,838,771	21,161,367	15,322,595.98
Capital Project Fund	4,048,432	3,400,696	(647,736.00)
Special Revenue Fund	1,099,651	1,090,805	(8,846.00)
Impact Fee Fund	6,402,047	6,576,028	173,981.00
Street Maintenance Fund	181,466	230,658	49,192.00
Health Insurance Fund	446,446	389,816	(56,630.00)
Sachse EDC	2,794,920	700,750	(2,094,169.85)
Total Portfolios	\$ 32,816,043	\$ 42,965,329	\$ 10,149,287

Historical Interest Rates

	July	August	September
Pooled Money Market Account	2017	0.2000%	0.2000%
	2016	0.2000%	0.2000%
	2015	0.2500%	0.2500%
Tex Pool	2017	0.9714%	1.0151%
	2016	0.3690%	0.3737%
	2015	0.0630%	0.0524%

City of Sachse, TX
Investment Portfolios
July 31, 2017

Source	Description	Cusip/ Ref	Purchase Date	Maturity Date	Coupon (Int. Rate)	Days to Maturity	Book Value			Market Value		
							Principal Invested	Beginning of Month	Change 1	End of Month	Beginning of Month	Change
	GO Bond I&S Fund	114512	07/31/2017	08/01/2017	0.2000%	1	590,462	590,462	32,667	623,129	32,667	623,129
	GO Bond I&S Fund	BTH	07/31/2017	08/01/2017	1.4900%	1	233,261	233,261	294	233,555	294	233,555
	GO Bond I&S Fund	NexBank	07/31/2017	08/01/2017	1.4700%	1	180,982	180,982	159	181,141	159	181,141
	Total						1,004,705	1,004,705	33,120	1,037,825	33,120	1,037,825
	General Fund											
	TexPool	1111-000	07/31/2017	08/01/2017	0.8817%	1	2,210,125	2,210,125	1,823	2,211,948	1,823	2,211,948
	General Fund	114512	07/31/2017	08/01/2017	0.2000%	1	844,628	844,628	(515,195)	329,433	(515,195)	329,433
	General Fund	BTH	07/31/2017	08/01/2017	1.4900%	1	752,624	752,624	950	753,574	950	753,574
	General Fund	NexBank	07/31/2017	08/01/2017	1.4700%	1	2,160,905	2,160,905	1,890	2,162,795	1,890	2,162,795
	General Fund	60050001311	11/10/2016	11/10/2017	0.7500%	102	1,003,028	1,007,406	621	1,008,027	621	1,008,027
	General Fund	60050001747	05/01/2017	05/10/2018	1.1500%	283	1,007,526	1,008,510	953	1,009,463	953	1,009,463
	General Fund	1013	06/20/2016	12/20/2017	1.0000%	142	1,000,000	1,010,046	830	1,010,876	830	1,010,876
	General Fund	1649	04/20/2017	01/20/2018	1.1000%	173	1,000,000	1,001,839	906	1,002,745	906	1,002,745
	General Fund	1430	01/10/2017	09/11/2017	0.8500%	42	1,000,000	1,003,521	701	1,004,222	701	1,004,222
	Total						10,978,836	10,999,605	(506,521)	10,493,084	(506,521)	10,493,084
	Water and Sewer Fund											
	W/S Restricted Fund	114512	07/31/2017	08/01/2017	0.2000%	1	234,139	234,139		234,139	0	234,139
	W/S Operations	114512	07/31/2017	08/01/2017	0.2000%	1	1,229,094	1,229,094	2,446,670	3,675,764	2,446,670	3,675,764
	W/S Operations	BTH	07/31/2017	08/01/2017	1.4900%	1	678,954	678,954	857	679,811	857	679,811
	W/S Operations	NexBank	07/31/2017	08/01/2017	1.4900%	1	680,980	680,980	2,626	683,606	2,626	683,606
	W/S Operations	lexBank 3886	07/31/2017	08/01/2017	1.4700%	1	0	0	6,002,680	6,002,680	6,002,680	6,002,680
	W/S Operations	1111-000	03/31/2017	04/01/2017	0.8817%	1	1,002,838	1,002,838	827	1,003,665	827	1,003,665
	W/S	1917	07/25/2017	07/25/2018	1.4500%	359	1,000,000	0	1,000,000	1,000,000	0	1,000,000
	W/S	1918	07/25/2017	10/25/2018	1.5000%	451	1,000,000	0	1,000,000	1,000,000	0	1,000,000
	W/S	1919	07/25/2017	01/25/2019	1.5500%	543	1,000,000	0	1,000,000	1,000,000	0	1,000,000
	W/S	1920	07/25/2017	04/25/2019	1.6000%	633	1,000,000	0	1,000,000	1,000,000	0	1,000,000
	W/S	1921	07/25/2017	07/25/2019	1.7000%	724	2,000,000	0	2,000,000	2,000,000	0	2,000,000
	W/S	1431	01/10/2017	10/10/2017	0.9000%	71	1,000,000	1,003,729	742	1,004,471	742	1,004,471
	W/S	1810	06/20/2017	06/20/2018	1.4000%	324	1,000,000	1,009,037	1,161	1,010,198	1,161	1,010,198
	Total						11,826,005	5,838,771	14,455,563	20,294,335	14,455,563	20,294,335
	Capital Project Funds											
	Capital Project Funds	114512	07/31/2017	08/01/2017	0.2000%	1	763,918	763,918	(34,827)	729,091	(34,827)	729,091
	Capital Project Funds	BTH	07/31/2017	08/01/2017	1.4900%	1	40,458	40,458	1,158	41,616	1,158	41,616
	Capital Project Funds	NexBank	07/31/2017	08/01/2017	1.4900%	1	44,766	44,766	1,263	46,029	1,263	46,029
	2009 GO Bonds	114512	07/31/2017	08/01/2017	0.2000%	1	2,878,194	2,878,194	(223,676)	2,654,518	(223,676)	2,654,518
	2009 GO Bonds	BTH	07/31/2017	08/01/2017	1.4900%	1	152,434	152,434	(915)	151,520	(915)	151,520
	2009 GO Bonds	NexBank	07/31/2017	08/01/2017	0.2000%	1	168,663	168,663	(1,077)	167,586	(1,077)	167,586
	Total						4,048,432	4,048,432	(258,074)	3,790,360	(258,074)	3,790,360
	Special Revenue Funds											
	Restricted Park Development Fee Fund	114512	07/31/2017	08/01/2017	0.2000%	1	398,543	398,543	663	399,206	663	399,206
	Restricted Park Development Fee Fund	BTH	07/31/2017	08/01/2017	1.4900%	1	129,079	129,079	(485)	128,594	(485)	128,594
	Restricted General Fund	114512	07/31/2017	08/01/2017	0.2000%	1	433,728	433,728	(1,836)	431,892	(1,836)	431,892
	Restricted General Fund	BTH	07/31/2017	08/01/2017	1.4900%	1	138,301	138,301	822	139,123	822	139,123
	Total						1,099,651	1,099,651	(836)	1,098,815	(836)	1,098,815
	Impact Fee Fund											
	Restricted Water Impact Fee	114512	07/31/2017	08/01/2017	0.2000%	1	272,924	272,924	36,584	309,508	36,584	309,508

City of Sachse, TX
Investment Portfolios
July 31, 2017

Source	Description	Cusip/ Ref	Purchase Date	Maturity Date	Coupon (Int. Rate)	Days to Maturity	Principal Invested	Book Value			Market Value		
								Beginning of Month	Change ¹	End of Month	Beginning of Month	Change	End of Month
	Restricted Water Impact Fee	BTH	07/31/2017	08/01/2017	1.49000%	1	70,077	70,077	1,040	71,117	70,077	1,040	71,117
	Restricted Water Impact Fee	NexBank	07/31/2017	08/01/2017	1.49000%	1	523,573	523,573	7,566	531,139	523,573	7,566	531,139
	Restricted Sewer Impact Fee	114512	07/31/2017	08/01/2017	0.20000%	1	269,042	269,042	34,063	303,105	269,042	34,063	303,105
	Restricted Sewer Impact Fee	BTH	07/31/2017	08/01/2017	1.49000%	1	70,569	70,569	(923)	69,646	70,569	(923)	69,646
	Restricted Sewer Impact Fee	NexBank	07/31/2017	08/01/2017	1.49000%	1	527,252	527,252	(7,102)	520,150	527,252	(7,102)	520,150
	Restricted Roadway Impact Fee	114512	07/31/2017	08/01/2017	0.20000%	1	204,714	204,714	28,237	232,951	204,714	28,237	232,951
	Restricted Roadway Impact Fee	BTH	07/31/2017	08/01/2017	1.49000%	1	53,398	53,398	128	53,526	53,398	128	53,526
	Restricted Roadway Impact Fee	NexBank	07/31/2017	08/01/2017	1.49000%	1	398,959	398,959	803	399,762	398,959	803	399,762
	Impact Fee Fund	1650	04/20/2017	02/20/2018	1.13000%	204	1,000,000	1,001,889	931	1,002,820	1,001,889	931	1,002,820
	Impact Fee Fund	1651	04/20/2017	03/20/2018	1.15000%	232	1,000,000	1,001,923	947	1,002,870	1,001,923	947	1,002,870
	Impact Fee Fund	1432	01/10/2017	11/10/2017	0.93000%	102	1,000,000	1,003,853	768	1,004,621	1,003,853	768	1,004,621
	Impact Fee Fund	236687	12/20/2016	08/21/2017	0.78000%	21	1,000,000	1,003,873	644	1,004,517	1,003,873	644	1,004,517
	Street Maintenance Fund						6,390,508	6,402,047	103,686	6,505,731	6,402,045	103,686	6,505,731
	Street Maintenance Tax	114512	07/31/2017	08/01/2017	0.20000%	1	138,990	138,990	(15,655)	123,135	138,990	(15,655)	123,135
	Street Maintenance Tax	BTH	07/31/2017	08/01/2017	1.49000%	1	42,476	42,476	54	42,530	42,476	54	42,530
	Total						181,466	181,466	(15,801)	165,665	181,466	(15,801)	165,665
	Health Insurance Fund												
	Health Insurance	114512	07/31/2017	08/01/2017	0.20000%	1	399,004	399,004	18,826	417,830	399,004	18,826	417,830
	Health Insurance	BTH	07/31/2017	08/01/2017	1.49000%	1	47,442	47,442	60	47,502	47,442	60	47,502
	Total						446,446	446,446	18,886	465,332	446,446	18,886	465,332
	EDC Fund												
	EDC PMMKT	114512	07/31/2017	08/01/2017	0.27000%	1	2,357,354	2,357,354	(718,240)	1,639,114	2,357,354	(718,240)	1,639,114
	EDC PMMKT	BTH	07/31/2017	08/01/2017	1.49000%	1	115,968	115,968	146	116,114	115,968	146	116,114
	EDC PMMKT	NexBank	07/31/2017	08/01/2017	1.47000%	1	321,598	321,598	281	321,879	321,598	281	321,879
	Total						2,794,920	2,794,920	(717,813)	2,077,108	2,794,920	(717,813)	2,077,108
	Summary of Portfolios by Security Type						38,770,969	32,816,043	13,112,210	45,928,255	32,816,043	13,112,210	45,928,255

Summary of Portfolios by Security Type
07/31/17

Security Type	Percent of Total (Book Value)	Average # of days	Average Yield	Book Value			Market Value			
				Principal Invested	Beginning of Month	Change	End of Month	Beginning of Month	Change	End of Month
Money Market Account	55.84%	1	0.9668%	18,547,453	18,547,453	7,100,356	25,647,812	18,547,453	7,100,356	25,647,812
TexPool	7.00%	1	0.8817%	3,212,963	3,212,963	2,650	3,215,613	3,212,963	2,650	3,215,613
CD's	37.16%	275	1.1838%	12,010,554	11,055,626	6,009,204	17,064,830	11,055,626	6,009,204	17,064,830
Total	100.00%			33,770,971	32,816,043	13,112,210	45,928,255	32,816,043	13,112,210	45,928,255

¹Change = Investment activity including earnings, deposits and withdrawals.

City of Sachse, TX
Investment Portfolios
August 31, 2017

Source	Description	Cusip/ Ref	Purchase Date	Maturity Date	Coupon (Int. Rate)	Days to Maturity	Principal Invested	Book Value			Market Value		
								Beginning of Month	Change ¹	End of Month	Beginning of Month	Change	End of Month
Debt Service													
GO Bond I&S Fund	Money Market	114512	08/31/2017	09/01/2017	0.2000%	1	623,129	623,129	(583,987)	39,142	623,129	(583,987)	39,142
GO Bond I&S Fund	Money Market	BTH	08/31/2017	09/01/2017	1.4900%	1	233,555	233,555	294	233,849	233,555	294	233,849
GO Bond I&S Fund	Money Market	NexBank	08/31/2017	09/01/2017	1.4700%	1	181,141	181,141	102	181,243	181,141	102	181,243
Total							1,037,825	1,037,825	(583,591)	454,233	1,037,825	(583,591)	454,233
General Fund													
General Fund	TexPool	1111-000	08/31/2017	09/01/2017	0.8817%	1	2,211,948	2,211,948	1,698	2,213,646	2,211,948	1,698	2,213,646
General Fund	Money Market	114512	08/31/2017	09/01/2017	0.2000%	1	329,433	329,433	(299,100)	30,333	329,433	(299,100)	30,333
General Fund	Money Market	BTH	08/31/2017	09/01/2017	1.4900%	1	753,574	753,574	948	754,522	753,574	948	754,522
General Fund	Money Market	NexBank	08/31/2017	09/01/2017	1.4700%	1	2,162,795	2,162,795	(298,818)	1,863,977	2,162,795	(298,818)	1,863,977
General Fund	CD	60050001311	11/10/2016	11/10/2017	0.7500%	71	1,003,028	1,008,027	642	1,008,669	1,008,027	642	1,008,669
General Fund	CD	60050001747	05/01/2017	05/10/2018	1.1500%	252	1,007,526	1,009,463	986	1,010,449	1,009,463	986	1,010,449
General Fund	CD	1013	06/20/2016	12/20/2017	1.0000%	111	1,000,000	1,010,876	859	1,011,735	1,010,876	859	1,011,735
General Fund	CD	1649	04/20/2017	01/20/2018	1.1000%	142	1,000,000	1,002,745	937	1,003,682	1,002,745	937	1,003,682
General Fund	CD	1430	01/10/2017	09/11/2017	0.8500%	11	1,000,000	1,004,222	725	1,004,947	1,004,222	725	1,004,947
Total							10,468,304	10,493,084	(591,123)	9,901,960	10,493,084	(591,123)	9,901,960
Water and Sewer Fund													
W/S Restricted Fund	Money Market	114512	08/31/2017	09/01/2017	0.2000%	1	234,139	234,139	0	234,139	234,139	0	234,139
W/S Operations	Money Market	114512	08/31/2017	09/01/2017	0.2000%	1	3,675,764	3,675,764	(418,278)	3,257,486	3,675,764	(418,278)	3,257,486
W/S Operations	Money Market	BTH	08/31/2017	09/01/2017	1.4900%	1	679,811	679,811	855	680,666	679,811	855	680,666
W/S Operations	Money Market	NexBank	08/31/2017	09/01/2017	1.4900%	1	683,606	683,606	303,812	987,418	683,606	303,812	987,418
W/S Operations	Money Market	lexBank 3886	08/31/2017	09/01/2017	1.4700%	1	6,002,680	6,002,680	7,443	6,010,123	6,002,680	7,443	6,010,123
W/S Operations	TexPool	1111-000	03/31/2017	04/01/2017	0.8817%	1	1,003,665	1,003,665	501,154	1,504,819	1,003,665	501,154	1,504,819
W/S	CD	1917	07/25/2017	07/25/2018	1.4500%	328	1,000,000	1,000,000	1,232	1,001,232	1,000,000	1,232	1,001,232
W/S	CD	1918	07/25/2017	10/25/2018	1.5000%	420	1,000,000	1,000,000	1,274	1,001,274	1,000,000	1,274	1,001,274
W/S	CD	1919	07/25/2017	04/25/2019	1.5500%	512	1,000,000	1,000,000	1,316	1,001,316	1,000,000	1,316	1,001,316
W/S	CD	1920	07/25/2017	04/25/2019	1.6000%	602	1,000,000	1,000,000	1,359	1,001,359	1,000,000	1,359	1,001,359
W/S	CD	1921	07/25/2017	07/25/2019	1.7000%	693	2,000,000	2,000,000	2,888	2,002,888	2,000,000	2,888	2,002,888
W/S	CD	1431	01/10/2017	10/10/2017	0.9000%	40	1,000,000	1,004,471	768	1,005,239	1,004,471	768	1,005,239
W/S	CD	1810	06/20/2017	06/20/2018	1.4000%	293	1,000,000	1,010,198	1,201	1,011,399	1,010,198	1,201	1,011,399
Total							20,279,665	20,294,335	405,024	20,699,359	20,294,335	405,024	20,699,359
Capital Project Funds													
Capital Project Funds	Money Market	114512	08/31/2017	09/01/2017	0.2000%	1	729,091	729,091	(171,866)	557,225	729,091	(171,866)	557,225
Capital Project Funds	Money Market	BTH	08/31/2017	09/01/2017	1.4900%	1	41,616	41,616	(9,153)	32,463	41,616	(9,153)	32,463
Capital Project Funds	Money Market	NexBank	08/31/2017	09/01/2017	1.4900%	1	46,029	46,029	(10,148)	35,881	46,029	(10,148)	35,881
2009 GO Bonds	Money Market	114512	08/31/2017	09/01/2017	0.2000%	1	2,654,518	2,654,518	107,565	2,762,083	2,654,518	107,565	2,762,083
2009 GO Bonds	Money Market	BTH	08/31/2017	09/01/2017	1.4900%	1	151,520	151,520	9,396	160,916	151,520	9,396	160,916
2009 GO Bonds	Money Market	NexBank	08/31/2017	09/01/2017	0.2000%	1	167,586	167,586	10,269	177,855	167,586	10,269	177,855
Total							3,790,360	3,790,360	(63,937)	3,726,422	3,790,360	(63,937)	3,726,422
Special Revenue Funds													
Restricted Park Development Fee Fur	Money Market	114512	08/31/2017	09/01/2017	0.2000%	1	399,206	399,206	13,864	413,070	399,206	13,864	413,070
Restricted Park Development Fee Fur	Money Market	BTH	08/31/2017	09/01/2017	1.4900%	1	128,594	128,594	4,263	132,857	128,594	4,263	132,857
Restricted General Fund	Money Market	114512	08/31/2017	09/01/2017	0.2000%	1	431,892	431,892	(11,545)	420,347	431,892	(11,545)	420,347
Restricted General Fund	Money Market	BTH	08/31/2017	09/01/2017	1.4900%	1	139,123	139,123	(3,926)	135,197	139,123	(3,926)	135,197
Total							1,098,815	1,098,815	2,656	1,101,472	1,098,815	2,656	1,101,472
Impact Fee Fund													
Restricted Water Impact Fee	Money Market	114512	08/31/2017	09/01/2017	0.2000%	1	309,508	309,508	386,531	696,039	309,508	386,531	696,039

City of Sachse, TX
Investment Portfolios
August 31, 2017

Source	Description	Cusip/ Ref	Purchase Date	Maturity Date	Coupon (Int. Rate)	Days to Maturity	Principal Invested	Book Value			Market Value		
								Beginning of Month	Change ¹	End of Month	Beginning of Month	Change	End of Month
	Restricted Water Impact Fee	BTH	08/31/2017	09/01/2017	1.49000%	1	71,117	71,117	259	71,376	259	71,376	
	Restricted Water Impact Fee	NexBank	08/31/2017	09/01/2017	1.49000%	1	531,139	531,139	1,568	532,707	1,568	532,707	
	Restricted Sewer Impact Fee	114512	08/31/2017	09/01/2017	0.20000%	1	303,105	303,105	372,542	675,647	372,542	675,647	
	Restricted Sewer Impact Fee	BTH	08/31/2017	09/01/2017	1.49000%	1	69,646	69,646	(361)	69,285	(361)	69,285	
	Restricted Sewer Impact Fee	NexBank	08/31/2017	09/01/2017	1.49000%	1	520,150	520,150	(3,049)	517,101	(3,049)	517,101	
	Restricted Roadway Impact Fee	114512	08/31/2017	09/01/2017	0.20000%	1	232,951	232,951	292,386	525,337	292,386	525,337	
	Restricted Roadway Impact Fee	BTH	08/31/2017	09/01/2017	1.49000%	1	53,526	53,526	346	53,872	346	53,872	
	Restricted Roadway Impact Fee	NexBank	08/31/2017	09/01/2017	1.49000%	1	399,762	399,762	2,300	402,062	2,300	402,062	
	Impact Fee Fund	1650	04/20/2017	02/20/2018	1.13000%	173	1,000,000	1,002,820	962	1,003,782	962	1,003,782	
	Impact Fee Fund	1651	04/20/2017	03/20/2018	1.15000%	201	1,000,000	1,002,870	979	1,003,849	979	1,003,849	
	Impact Fee Fund	1432	01/10/2017	11/10/2017	0.93000%	71	1,000,000	1,004,621	793	1,005,414	793	1,005,414	
	Impact Fee Fund	236687	12/20/2016	08/21/2017	0.78000%	0	1,000,000	1,004,517	(1,004,517)	0	(1,004,517)	0	
	Street Maintenance Fund						6,490,904	6,505,731	50,739	6,556,473	50,739	6,556,473	
	Street Maintenance Tax	114512	08/31/2017	09/01/2017	0.20000%	1	123,135	123,135	37,927	161,062	37,927	161,062	
	Street Maintenance Tax	BTH	08/31/2017	09/01/2017	1.49000%	1	42,530	42,530	53	42,583	53	42,583	
	Total						165,665	165,665	37,980	203,645	37,980	203,645	
	Health Insurance Fund												
	Health Insurance	114512	08/31/2017	09/01/2017	0.20000%	1	417,830	417,830	9,910	427,740	9,910	427,740	
	Health Insurance	BTH	08/31/2017	09/01/2017	1.49000%	1	47,502	47,502	59	47,561	59	47,561	
	Total						465,332	465,332	9,969	475,302	9,969	475,302	
	EDC Fund												
	EDC PNM/KT	114512	08/31/2017	09/01/2017	0.27000%	1	1,639,114	1,639,114	(631,344)	1,007,770	(631,344)	1,007,770	
	EDC PNM/KT	BTH	08/31/2017	09/01/2017	1.49000%	1	116,114	116,114	146	116,260	146	116,260	
	EDC PNM/KT	NexBank	08/31/2017	09/01/2017	1.47000%	1	321,879	321,879	182	322,061	182	322,061	
	Total						2,077,108	2,077,108	(631,016)	1,446,091	(631,016)	1,446,091	
	Total						45,873,978	45,928,255	(1,363,299)	44,564,956	(1,363,299)	44,564,956	

Summary of Portfolios by Security Type
08/31/17

Security Type	Percent of Total (Book Value)	Average # of days	Average Yield	Book Value			Market Value			
				Principal Invested	Beginning of Month	Change	End of Month	Beginning of Month	Change	End of Month
Money Market Account	55.58%	1	0.9668%	19,645,130	25,647,812	-878,555	24,769,257	25,647,812	-878,555	24,769,257
TexPool	8.34%	1	0.8817%	3,215,613	3,215,613	502,852	3,718,465	3,215,613	502,852	3,718,465
CD's	36.08%	245	1.1838%	12,010,554	17,064,830	-987,596	16,077,234	17,064,830	-987,596	16,077,234
Total	100.00%			34,871,298	45,928,255	-1,363,299	44,564,956	45,928,255	-1,363,299	44,564,956

¹Change = Investment activity including earnings, deposits and withdrawals.

City of Sachse, TX
Investment Portfolios
September 30, 2017

Source	Description	Cusip/ Ref	Purchase Date	Maturity Date	Coupon (Int. Rate)	Days to Maturity	Principal Invested	Book Value			Market Value		
								Beginning of Month	Change ¹	End of Month	Beginning of Month	Change	End of Month
GO Bond I&S Fund	Money Market	114512	09/30/2017	10/01/2017	0.2000%	1	39,142	39,142	6,117	45,259	6,117	45,259	
GO Bond I&S Fund	Money Market	BTH	09/30/2017	10/01/2017	1.4900%	1	233,849	233,849	285	234,134	285	234,134	
GO Bond I&S Fund	Money Market	NexBank	09/30/2017	10/01/2017	1.4700%	1	181,243	181,243	99	181,342	99	181,342	
Total							454,233	454,233	6,501	460,734	6,501	460,734	
General Fund													
General Fund	TexPool	1111-000	09/30/2017	10/01/2017	1.0151%	1	2,213,646	2,213,646	1,847	2,215,493	1,847	2,215,493	
General Fund	Money Market	114512	09/30/2017	10/01/2017	0.2000%	1	30,333	30,333	550,262	580,595	30,333	580,595	
General Fund	Money Market	BTH	09/30/2017	10/01/2017	1.4900%	1	754,522	754,522	918	755,440	918	755,440	
General Fund	Money Market	NexBank	09/30/2017	10/01/2017	1.4700%	1	1,863,977	1,863,977	(498,991)	1,364,986	(498,991)	1,364,986	
General Fund	CD	60050001311	11/10/2016	11/10/2017	0.7500%	41	1,003,028	1,003,028	643	1,009,312	643	1,009,312	
General Fund	CD	60050001747	05/01/2017	05/10/2018	1.1500%	222	1,007,526	1,010,449	987	1,011,436	987	1,011,436	
General Fund	CD	1013	06/20/2016	12/20/2017	1.0000%	81	1,000,000	1,011,735	859	1,012,594	859	1,012,594	
General Fund	CD	1649	04/20/2017	01/20/2018	1.1000%	112	1,000,000	1,003,682	937	1,004,619	937	1,004,619	
General Fund	CD	1430	01/10/2017	09/11/2017	0.8500%	0	1,000,000	1,004,947	(1,004,947)	0	(1,004,947)	0	
Total							9,873,032	9,901,960	(947,485)	8,954,475	(947,485)	8,954,475	
Water and Sewer Fund													
W/S Restricted Fund	Money Market	114512	09/30/2017	10/01/2017	0.2000%	1	234,139	234,139	1,740	235,879	1,740	235,879	
W/S Operations	Money Market	114512	09/30/2017	10/01/2017	0.2000%	1	3,257,486	3,257,486	437,100	3,694,586	437,100	3,694,586	
W/S Operations	Money Market	BTH	09/30/2017	10/01/2017	1.4900%	1	680,666	680,666	829	681,495	829	681,495	
W/S Operations	Money Market	NexBank	09/30/2017	10/01/2017	1.4900%	1	987,418	987,418	3,821	991,239	3,821	991,239	
W/S Operations	Money Market	JexBank 3886	09/30/2017	10/01/2017	1.4700%	1	6,010,123	6,010,123	7,212	6,017,335	7,212	6,017,335	
W/S Operations	TexPool	1111-000	09/31/2017	04/01/2017	1.0151%	1	1,504,819	1,504,819	1,256	1,506,075	1,256	1,506,075	
W/S	CD	1917	07/25/2017	07/25/2018	1.4500%	298	1,000,000	1,001,232	1,233	1,002,465	1,233	1,002,465	
W/S	CD	1918	07/25/2017	10/25/2018	1.5000%	390	1,000,000	1,001,274	1,276	1,002,550	1,276	1,002,550	
W/S	CD	1919	07/25/2017	01/25/2019	1.5500%	482	1,000,000	1,001,316	1,319	1,002,635	1,319	1,002,635	
W/S	CD	1920	07/25/2017	04/25/2019	1.6000%	572	1,000,000	1,001,359	1,361	1,002,720	1,361	1,002,720	
W/S	CD	1921	07/25/2017	07/25/2019	1.7000%	663	2,000,000	2,002,888	2,892	2,005,780	2,892	2,005,780	
W/S	CD	1431	01/10/2017	10/10/2017	0.9000%	10	1,000,000	1,005,239	769	1,006,008	769	1,006,008	
W/S	CD	1810	06/20/2017	06/20/2018	1.4000%	263	1,000,000	1,011,399	1,203	1,012,602	1,203	1,012,602	
Total							20,674,651	20,699,359	462,011	21,161,367	462,011	21,161,367	
Capital Project Funds													
Capital Project Funds	Money Market	114512	09/30/2017	10/01/2017	0.2000%	1	557,225	557,225	(97,951)	459,274	(97,951)	459,274	
Capital Project Funds	Money Market	BTH	09/30/2017	10/01/2017	1.4900%	1	32,463	32,463	(2,755)	29,708	(2,755)	29,708	
Capital Project Funds	Money Market	NexBank	09/30/2017	10/01/2017	1.4900%	1	35,881	35,881	(3,068)	32,813	(3,068)	32,813	
2009 GO Bonds	Money Market	114512	09/30/2017	10/01/2017	0.2000%	1	2,762,083	2,762,083	(228,127)	2,533,956	(228,127)	2,533,956	
2009 GO Bonds	Money Market	BTH	09/30/2017	10/01/2017	1.4900%	1	160,916	160,916	2,991	163,907	2,991	163,907	
2009 GO Bonds	Money Market	NexBank	09/30/2017	10/01/2017	0.2000%	1	177,855	177,855	3,184	181,039	3,184	181,039	
Total							3,726,422	3,726,422	(325,726)	3,400,696	(325,726)	3,400,696	
Special Revenue Funds													
Restricted Park Development Fee Fur	Money Market	114512	09/30/2017	10/01/2017	0.2000%	1	413,070	413,070	(1,154)	411,916	(1,154)	411,916	
Restricted Park Development Fee Fur	Money Market	BTH	09/30/2017	10/01/2017	1.4900%	1	132,857	132,857	(18)	132,839	(18)	132,839	
Restricted General Fund	Money Market	114512	09/30/2017	10/01/2017	0.2000%	1	420,347	420,347	(9,839)	410,508	(9,839)	410,508	
Restricted General Fund	Money Market	BTH	09/30/2017	10/01/2017	1.4900%	1	135,197	135,197	344	135,541	344	135,541	
Total							1,101,472	1,101,472	(10,667)	1,090,805	(10,667)	1,090,805	
Impact Fee Fund													
Restricted Water Impact Fee	Money Market	114512	09/30/2017	10/01/2017	0.2000%	1	696,039	696,039	(177,356)	518,683	(177,356)	518,683	

City of Sachse, TX
Investment Portfolios
September 30, 2017


Source	Description	Cusip/ Ref	Purchase Date	Maturity Date	Coupon (Int. Rate)	Days to Maturity	Book Value			Market Value		
							Principal Invested	Beginning of Month	Change ¹	End of Month	Beginning of Month	Change
	Restricted Water Impact Fee	BTH	09/30/2017	10/01/2017	1.49000%	1	71,376	71,376	130	71,506	130	71,506
	Restricted Water Impact Fee	NexBank	09/30/2017	10/01/2017	1.49000%	1	532,707	532,707	184,179	716,886	184,179	716,886
	Restricted Sewer Impact Fee	114512	09/30/2017	10/01/2017	0.20000%	1	675,647	675,647	(173,900)	501,747	(173,900)	501,747
	Restricted Sewer Impact Fee	BTH	09/30/2017	10/01/2017	1.49000%	1	69,285	69,285	(114)	69,171	(114)	69,171
	Restricted Sewer Impact Fee	NexBank	09/30/2017	10/01/2017	1.49000%	1	517,101	517,101	176,378	693,479	176,378	693,479
	Restricted Roadway Impact Fee	114512	09/30/2017	10/01/2017	0.20000%	1	525,337	525,337	(132,966)	392,371	(132,966)	392,371
	Restricted Roadway Impact Fee	BTH	09/30/2017	10/01/2017	1.49000%	1	53,872	53,872	221	54,093	221	54,093
	Restricted Roadway Impact Fee	NexBank	09/30/2017	10/01/2017	1.49000%	1	402,062	402,062	140,245	542,307	140,245	542,307
	Impact Fee Fund	1650	04/20/2017	02/20/2018	1.30000%	143	1,000,000	1,003,782	964	1,004,746	964	1,004,746
	Impact Fee Fund	1651	04/20/2017	03/20/2018	1.15000%	171	1,000,000	1,003,849	981	1,004,830	981	1,004,830
	Impact Fee Fund	1432	01/10/2017	11/10/2017	0.93000%	41	1,000,000	1,005,414	794	1,006,208	794	1,006,208
	Street Maintenance Fund						6,543,426	6,556,473	19,556	6,576,028	19,556	6,576,028
	Street Maintenance Tax	114512	09/30/2017	10/01/2017	0.20000%	1	161,062	161,062	26,961	188,023	26,961	188,023
	Street Maintenance Tax	BTH	09/30/2017	10/01/2017	1.49000%	1	42,583	42,583	52	42,635	52	42,635
	Total						203,645	203,645	27,013	230,658	27,013	230,658
	Health Insurance Fund											
	Health Insurance	114512	09/30/2017	10/01/2017	0.20000%	1	427,740	427,740	(85,543)	342,197	(85,543)	342,197
	Health Insurance	BTH	09/30/2017	10/01/2017	1.49000%	1	47,561	47,561	58	47,619	58	47,619
	Total						475,302	475,302	(85,485)	389,816	(85,485)	389,816
	EDC PIMMKT											
	EDC PIMMKT	114512	09/30/2017	10/01/2017	0.27000%	1	1,007,770	1,007,770	(745,659)	262,111	(745,659)	262,111
	EDC PIMMKT	BTH	09/30/2017	10/01/2017	1.49000%	1	116,260	116,260	142	116,402	142	116,402
	EDC PIMMKT	NexBank	09/30/2017	10/01/2017	1.47000%	1	322,061	322,061	176	322,237	176	322,237
	Total						1,446,091	1,446,091	(745,341)	700,750	(745,341)	700,750
	Summary of Portfolios by Security Type						44,498,274	44,564,956	(1,599,622)	42,965,329	(1,599,622)	42,965,329

Summary of Portfolios by Security Type
09/30/17

Security Type	Percent of Total (Book Value)	Book Value		Market Value	
		Principal Invested	Beginning of Month	Change	End of Month
Money Market Account	56.22%	18,759,132	24,769,257	-613,996	24,155,257
TexPool	8.66%	3,718,465	3,718,465	3,103	3,721,568
CD's	35.12%	11,010,554	16,077,234	-988,729	15,088,505
Total	100.00%	33,488,151	44,564,956	-1,599,622	42,965,329

¹Change = Investment activity including earnings, deposits and withdrawals.

Memo

To: **Gina Nash, City Manager**
 From: Berna Fitzpatrick, Finance Manager 
 CC: Mayor and City Council
 Date: February 16, 2018
 Re: **Investment Report for period ending December 31, 2017**

Attached is the Quarterly Investment Report for the quarter ending December 31 of the fiscal year 2017-2018. This report complies with the requirements of the City's Investment Policy and the Public Funds Investment Act as amended. For this period, the City's portfolio consisted of the following investments:

Portfolio at Quarter Close:	Rate at 12/31/17	% Total	Total Investment
Money Market Account –ANB	.2%	29.57%	18,142,235
Money Market Account - BTH	1.87%	3.96%	2,428,487
Money Market Account – NexBank	1.71%	7.70%	4,722,676
Money Market Account 2017CO – NexBank	1.71%	9.84%	6,040,252
Money Market Account(EDC)-ANB	.2%	.52%	321,302
Money Market Account (EDC) BTH	1.87%	.19%	116,902
Money Market Account (EDC)-NexBank	1.71%	.53%	322,795
Investment Pool – Tex Pool	1.1764%	8.41%	5,161,235
Investment Pool – 2017CO-TexPool	1.1764%	1.58%	971,244
CD---Legacy Bank 1810	1.40%	1.66%	1,016,141
CD---Legacy Bank 1747	1.15%	1.65%	1,014,339
CD---Legacy Bank 1649	1.10%	1.64%	1,007,377
CD---Legacy Bank 1650	1.13%	1.64%	1,007,579
CD---Legacy Bank 1651	1.15%	1.64%	1,007,714
CD---Legacy Bank 1917	1.45%	1.64%	1,006,093
CD---Legacy Bank 1918	1.50%	1.64%	1,006,304
CD---Legacy Bank 1919	1.55%	1.64%	1,006,514
CD---Legacy Bank 1920	1.60%	1.64%	1,006,725
CD---Legacy Bank 1921	1.70%	3.28%	2,014,293
CD---Landmark Bank 7123	1.81%	8.17%	5,015,136
CD---Landmark Bank 7115	1.76%	3.27%	2,005,652
CD---Landmark Bank 7081	1.52%	1.63%	1,002,542
CD---Landmark Bank 7107	1.69%	3.27%	2,005,652
CD---Landmark Bank 7099	1.61%	3.27%	2,005,652
Total Invested City Funds:		100.0%	\$61,354,841

The City does not carry any security instrument (investment type) on its books that is traded on the open market; therefore all investments are listed at 100% of market value. Interest earnings on all certificate of deposit accounts are accreted quarterly or at maturity. All Funds on deposit with American National Bank, Legacy, and Investment Pools are fully secured and safeguarded. **Total investment interest earned for the quarter ending December 31 was \$145,812.**

Page 2

Re: **Investment Report for period ending December 31, 2017**

Citywide cash and investments for the period ending December 31 was \$61,354,841. Of this amount, \$760,999 is for the Sachse EDC. It is the strategy of the Finance Department to maintain a high percentage of its idle funds invested in safe and secure investment securities and pooled investment types in accordance with the Public Funds Investment Act.

64% of the City's current portfolio has liquidity of 30 days or less, which is more than adequate for daily operations. The City investments are liquid and have same day access. The City's investment and cash management strategy will be to maintain operational and capital needs in money market accounts and liquid asset pools. The City's funds are swept into the above accounts and withdrawn as needed for operational cash flow requirements.

The average interest rate/yield on the City's investments for the period was 1.16%; weighted average maturity of 154 days. The Texpool Prime Fund interest rate was 1.3917% and the Texpool interest rate was 1.1764% at December 31, 2017. The rolling three month Treasury yield was 1.23% with the rolling six month Treasury yield at 1.26%.



QUARTERLY INVESTMENT REPORT

For the Quarter Ended

December 31, 2017

Prepared by
Valley View Consulting, L.L.C.

The investment portfolio of the City is in compliance with the Public Funds Investment Act and the Investment Policy and strategies.

A handwritten signature in black ink, appearing to read "Bernice Stutzpatrick-Walker".

Director of Finance

Bernice Stutzpatrick - Walker
Finance Manager

Disclaimer: These reports were compiled using information provided by the City of Sachse. No procedures were performed to test the accuracy or completeness of this information. The market values included in these reports were obtained by Valley View Consulting, L.L.C. from sources believed to be accurate and represent proprietary valuation. Due to market fluctuations these levels are not necessarily reflective of current liquidation values. Yield calculations are not determined using standard performance formulas, are not representative of total return yields and do not account for investment advisor fees.

Summary

Quarter End Results by Investment Category:

Asset Type	December 31, 2017			September 30, 2017		
	Ave. Yield	Book Value	Market Value	Book Value	Market Value	Market Value
Bank/Pool	0.91%	\$ 38,227,127	\$ 38,227,127	\$ 27,876,827	\$ 27,876,827	\$ 27,876,827
CDs/Securities	1.57%	23,127,713	23,127,713	15,088,502	15,088,502	15,088,502
Totals		\$ 61,354,841	\$ 61,354,841	\$ 42,965,329	\$ 42,965,329	\$ 42,965,329

Current Quarter Average Yield (1)
 Total Portfolio 1.16%

Fiscal Year-to-Date Average Yield (2)
 Total Portfolio 1.16%

Weighted Average Maturity 154 days

Rolling Three Mo. Treas. Yield 1.23%
 Rolling Six Mo. Treas. Yield 1.26%

Rolling Three Mo. Treas. Yield 1.23%
 Rolling Six Mo. Treas. Yield 1.26%
 Average Quarterly TexPool Yield 1.18%

	City	EDC
Interest Earnings QTR	\$ 144,547	\$ 1,265
Interest Earnings YTD	\$ 144,547	\$ 1,265

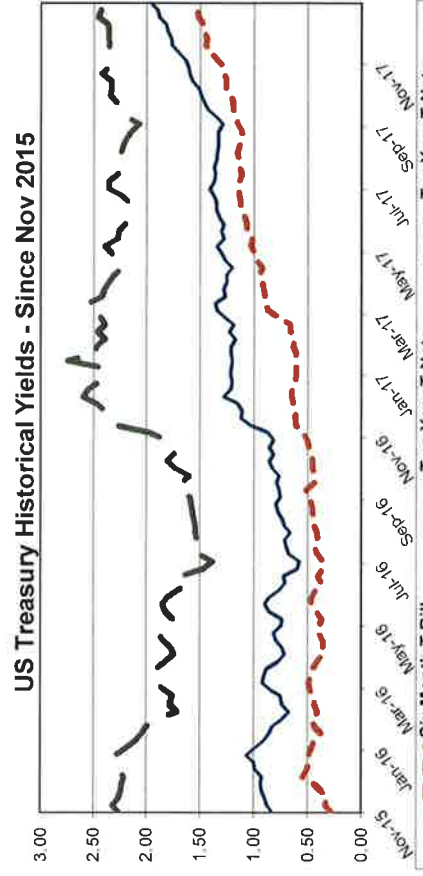
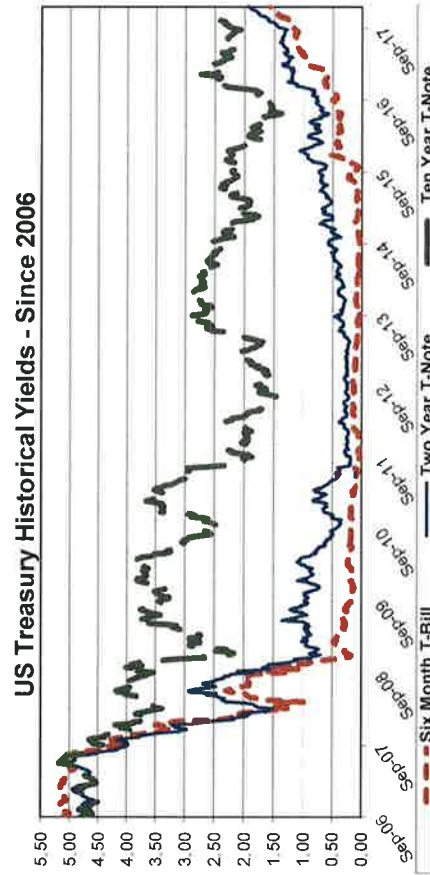

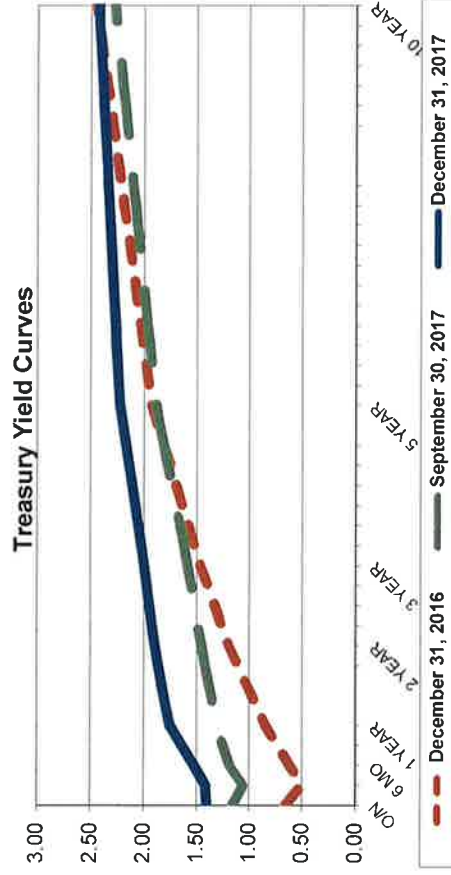
(1) Average Yield calculated using quarter end report yields and adjusted book values and does not reflect a total return analysis or account for advisory fees.

(2) Fiscal Year-to-Date Average Yields calculated using quarter end report yields and adjusted book values and does not reflect a total return analysis or account for advisory fees.

Economic Overview

12/31/2017

The Federal Open Market Committee (FOMC) increased the Fed Funds target range to 1.25% - 1.50% (Effective Fed Funds are trading +/-1.41%) at the Dec FOMC meeting. Two to three additional increases are projected for 2018 (although subject to economic activity). Gradual portfolio reduction continues by limiting reinvestment of maturing holdings. Third Quarter 2017 GDP measured 3.2%. December Non Farm Payroll data recorded a weaker than expected +148k. US economic data continues positive trend. Washington passed an extensive tax cut. Crude oil trading +/- \$60 on Middle Eastern turmoil. The Stock Markets once again achieved new highs. Jerome Powell will replace Fed Chair Janet Yellen.



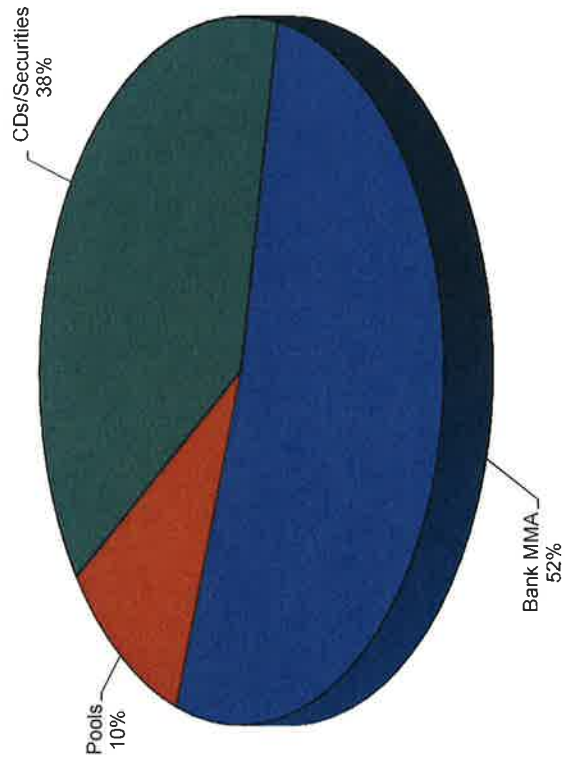
**Investment Holdings
December 31, 2017**

Description	Rating	Coupon/ Discount	Maturity Date	Settlement Date	Original Face Par Value	Book Value	Market Price	Market Value	Life (days)	Yield
ANB MMA		0.20%	01/01/18	12/31/17	\$ 18,463,537	\$ 18,463,537	1.00	\$ 18,463,537	1	0.20%
BTH Bank MMA		1.87%	01/01/18	12/31/17	2,545,389	2,545,389	1.00	2,545,389	1	1.87%
NexBank MMA		1.71%	01/01/18	12/31/17	11,085,723	11,085,723	1.00	11,085,723	1	1.71%
TexPool	AAA	1.18%	01/01/18	12/31/17	6,132,479	6,132,479	1.00	6,132,479	1	1.18%
Legacy Texas Bank CD		1.10%	01/20/18	04/20/17	1,007,377	1,007,377	100.00	1,007,377	20	1.10%
Legacy Texas Bank CD		1.13%	02/20/18	04/20/17	1,007,579	1,007,579	100.00	1,007,579	51	1.13%
Legacy Texas Bank CD		1.15%	03/20/18	04/20/17	1,007,714	1,007,714	100.00	1,007,714	79	1.15%
Legacy Texas Bank CD		1.15%	05/10/18	05/01/17	1,014,339	1,014,339	100.00	1,014,339	130	1.15%
Legacy Texas Bank CD		1.40%	06/20/18	06/20/17	1,016,141	1,016,141	100.00	1,016,141	171	1.40%
Legacy Texas Bank CD		1.45%	07/25/18	07/25/17	1,006,093	1,006,093	100.00	1,006,093	206	1.45%
Landmark Bank CD		1.52%	10/19/18	10/19/17	1,002,542	1,002,542	100.00	1,002,542	292	1.52%
Legacy Texas Bank CD		1.50%	10/25/18	07/25/17	1,006,304	1,006,304	100.00	1,006,304	298	1.50%
Landmark Bank CD		1.61%	01/19/19	10/19/17	2,005,653	2,005,653	100.00	2,005,653	384	1.61%
Legacy Texas Bank CD		1.55%	01/25/19	07/25/17	1,006,514	1,006,514	100.00	1,006,514	390	1.55%
Landmark Bank CD		1.69%	04/19/19	10/19/17	2,005,653	2,005,653	100.00	2,005,653	474	1.69%
Legacy Texas Bank CD		1.60%	04/25/19	07/25/17	1,006,725	1,006,725	100.00	1,006,725	480	1.60%
Landmark Bank CD		1.76%	07/19/19	10/19/17	2,005,653	2,005,653	100.00	2,005,653	565	1.76%
Legacy Texas Bank CD		1.70%	07/25/19	07/25/17	2,014,293	2,014,293	100.00	2,014,293	571	1.70%
Landmark Bank CD		1.81%	10/19/19	10/19/17	5,015,136	5,015,136	100.00	5,015,136	657	1.81%
					\$ 61,354,841	\$ 61,354,841		\$ 61,354,841	154	1.16%
									(1)	(2)

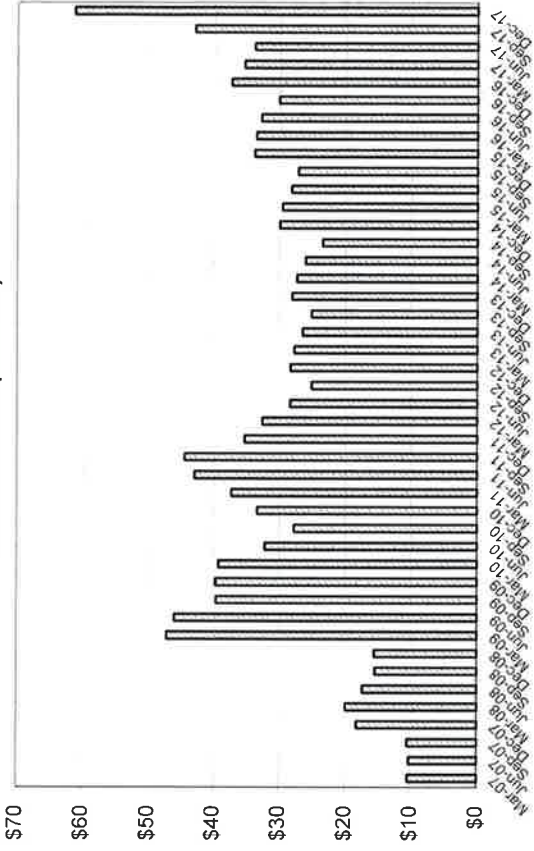
(1) Weighted average life - For purposes of calculating weighted average life, pool investments are assumed to have a one day maturity.

(2) Weighted average yield to maturity - The weighted average yield to maturity is based on adjusted book value, realized and unrealized gains/losses and investment advisory fees are not considered.

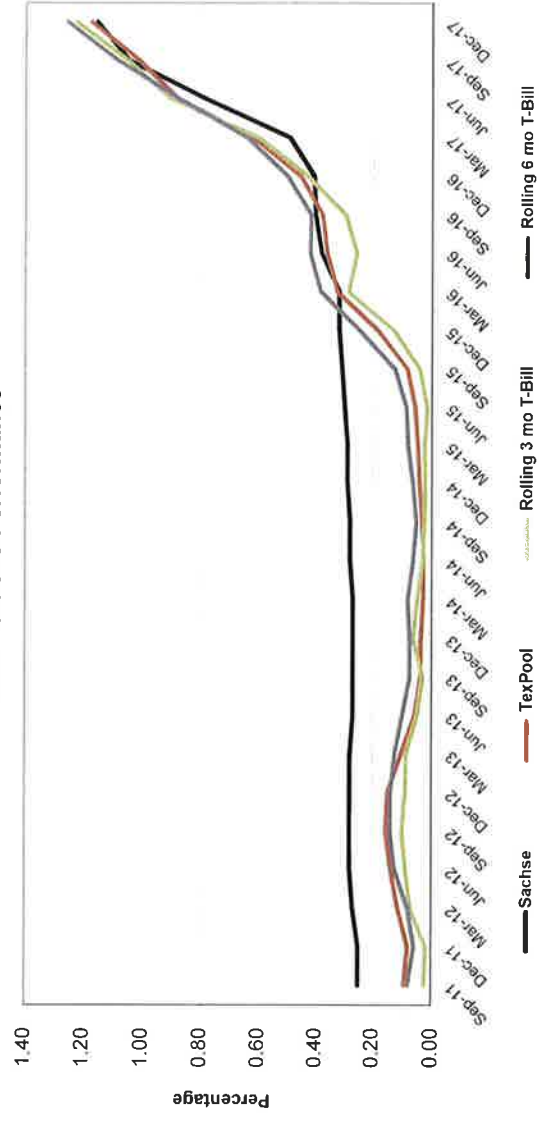
Portfolio Composition



Total Portfolio (Millions)



Total Portfolio Performance



Book Value Comparison

Description	Coupon/ Discount	Maturity Date	September 30, 2017			December 31, 2017		
			Original Face/Par Value	Book Value	Purchases/ Accretions	Amortizations/ Sales/Maturities	Original Face/Par Value	Book Value
ANB MMA	0.20%	01/01/18	\$ 10,577,105	\$ 10,577,105	\$ 7,886,432	\$ -	\$ 18,463,537	\$ 18,463,537
BTH Bank MMA	1.87%	01/01/18	2,534,490	2,534,490	10,899		2,545,389	2,545,389
NexBank MMA	1.71%	01/01/18	11,043,665	11,043,665	42,058		11,085,723	11,085,723
TexPool	1.18%	01/01/18	3,721,568	3,721,568	2,410,911		6,132,479	6,132,479
LegacyTexas Bank CD	0.90%	10/10/17	1,006,007	1,006,007		(1,006,007)	-	-
LegacyTexas Bank CD	0.75%	11/10/17	1,009,312	1,009,312		(1,009,312)	-	-
LegacyTexas Bank CD	0.93%	11/10/17	1,006,208	1,006,208		(1,006,208)	-	-
LegacyTexas Bank CD	1.00%	12/20/17	1,012,594	1,012,594		(1,012,594)	-	-
LegacyTexas Bank CD	1.10%	01/20/18	1,004,619	1,004,619	2,758		1,007,377	1,007,377
LegacyTexas Bank CD	1.13%	02/20/18	1,004,746	1,004,746	2,833		1,007,579	1,007,579
LegacyTexas Bank CD	1.15%	03/20/18	1,004,830	1,004,830	2,884		1,007,714	1,007,714
LegacyTexas Bank CD	1.15%	05/10/18	1,011,436	1,011,436	2,903		1,014,339	1,014,339
LegacyTexas Bank CD	1.40%	06/20/18	1,012,602	1,012,602	3,539		1,016,141	1,016,141
LegacyTexas Bank CD	1.45%	07/25/18	1,002,464	1,002,464	3,629		1,006,093	1,006,093
Landmark Bank CD	1.52%	10/19/18	-	-	1,002,542		1,002,542	1,002,542
LegacyTexas Bank CD	1.50%	10/25/18	1,002,549	1,002,549	3,755		1,006,304	1,006,304
Landmark Bank CD	1.61%	01/19/19	-	-	2,005,653		2,005,653	2,005,653
LegacyTexas Bank CD	1.55%	01/25/19	1,002,635	1,002,635	3,879		1,006,514	1,006,514
Landmark Bank CD	1.69%	04/19/19	-	-	2,005,653		2,005,653	2,005,653
LegacyTexas Bank CD	1.60%	04/25/19	1,002,720	1,002,720	4,005		1,006,725	1,006,725
Landmark Bank CD	1.76%	07/19/19	-	-	2,005,653		2,005,653	2,005,653
LegacyTexas Bank CD	1.70%	07/25/19	2,005,779	2,005,779	8,514		2,014,293	2,014,293
Landmark Bank CD	1.81%	10/19/19	-	-	5,015,136		5,015,136	5,015,136
TOTAL			\$ 42,965,329	\$ 42,965,329	\$ 22,423,633	\$ (4,034,121)	\$ 61,354,841	\$ 61,354,841

Market Value Comparison

Description	Coupon/ Discount	Maturity Date	September 30, 2017		December 31, 2017		
			Original Face/Par Value	Market Value	Qtr to Qtr Change	Original Face/Par Value	Market Value
ANB MMA	0.20%	01/01/18	\$ 10,577,105	\$ 10,577,105	\$ 7,886,432	\$ 18,463,537	\$ 18,463,537
BTH Bank MMA	1.87%	01/01/18	2,534,490	2,534,490	10,899	2,545,389	2,545,389
NexBank MMA	1.71%	01/01/18	11,043,665	11,043,665	42,058	11,085,723	11,085,723
TexPool	1.18%	01/01/18	3,721,568	3,721,568	2,410,911	6,132,479	6,132,479
LegacyTexas Bank CD	0.90%	10/10/17	1,006,007	1,006,007	(1,006,007)	-	-
LegacyTexas Bank CD	0.75%	11/10/17	1,009,312	1,009,312	(1,009,312)	-	-
LegacyTexas Bank CD	0.93%	11/10/17	1,006,208	1,006,208	(1,006,208)	-	-
LegacyTexas Bank CD	1.00%	12/20/17	1,012,594	1,012,594	(1,012,594)	-	-
LegacyTexas Bank CD	1.10%	01/20/18	1,004,619	1,004,619	2,758	1,007,377	1,007,377
LegacyTexas Bank CD	1.13%	02/20/18	1,004,746	1,004,746	2,833	1,007,579	1,007,579
LegacyTexas Bank CD	1.15%	03/20/18	1,004,830	1,004,830	2,884	1,007,714	1,007,714
LegacyTexas Bank CD	1.15%	05/10/18	1,011,436	1,011,436	2,903	1,014,339	1,014,339
LegacyTexas Bank CD	1.40%	06/20/18	1,012,602	1,012,602	3,539	1,016,141	1,016,141
LegacyTexas Bank CD	1.45%	07/25/18	1,002,464	1,002,464	3,629	1,006,093	1,006,093
Landmark Bank CD	1.52%	10/19/18	-	-	1,002,542	1,002,542	1,002,542
LegacyTexas Bank CD	1.50%	10/25/18	1,002,549	1,002,549	3,755	1,006,304	1,006,304
Landmark Bank CD	1.61%	01/19/19	-	-	2,005,653	2,005,653	2,005,653
LegacyTexas Bank CD	1.55%	01/25/19	1,002,635	1,002,635	3,879	1,006,514	1,006,514
Landmark Bank CD	1.69%	04/19/19	-	-	2,005,653	2,005,653	2,005,653
LegacyTexas Bank CD	1.60%	04/25/19	1,002,720	1,002,720	4,005	1,006,725	1,006,725
Landmark Bank CD	1.76%	07/19/19	-	-	2,005,653	2,005,653	2,005,653
LegacyTexas Bank CD	1.70%	07/25/19	2,005,779	2,005,779	8,514	2,014,293	2,014,293
Landmark Bank CD	1.81%	10/19/19	-	-	5,015,136	5,015,136	5,015,136
TOTAL			\$ 42,965,329	\$ 42,965,329	\$ 18,389,512	\$ 61,354,841	\$ 61,354,841

Allocation
December 31, 2017

Book & Market Value	Total	GO I&S	General Fund	W/S Restricted	W/S Operations	Capital Project	2009 GO Bonds	2017 CO
ANB MMA	\$ 18,463,537	\$ 2,864,959	\$ 7,084,226	\$ 235,879	\$ 2,458,359	\$ 44,521	\$ 2,718,989	\$ -
BTH Bank MMA	2,545,389	235,140	758,689		684,425	3,133	191,314	
NexBank MMA	11,085,723	181,656	866,757		1,503,986	3,451	210,771	6,040,252
TexPool	6,132,479		3,421,823		538,544			971,244
01/20/18–Legacy Texas Bank CD	1,007,377		1,007,377					
02/20/18–Legacy Texas Bank CD	1,007,579							
03/20/18–Legacy Texas Bank CD	1,007,714							
05/10/18–Legacy Texas Bank CD	1,014,339		1,014,339					
06/20/18–Legacy Texas Bank CD	1,016,141				1,016,141			1,006,093
07/25/18–Legacy Texas Bank CD	1,006,093							
10/19/18–Landmark Bank CD	1,002,542				1,002,542			1,006,304
10/25/18–Legacy Texas Bank CD	1,006,304							
01/19/19–Landmark Bank CD	2,005,653							1,006,514
01/25/19–Legacy Texas Bank CD	1,006,514							
04/19/19–Landmark Bank CD	2,005,653							1,006,725
04/25/19–Legacy Texas Bank CD	1,006,725							
07/19/19–Landmark Bank CD	2,005,653							2,014,293
07/25/19–Legacy Texas Bank CD	2,014,293							
10/19/19–Landmark Bank CD	5,015,136							2,014,293
Totals	\$ 61,354,841	\$ 3,281,755	\$ 14,153,211	\$ 235,879	\$ 7,203,996	\$ 51,105	\$ 3,121,075	\$ 13,051,424

Allocation
(continued)

December 31, 2017

Book & Market Value	2017A CO	Restricted Park Develop.	Restricted General	Restricted Water Impact	Restricted Sewer Impact	Restricted Roadway	Street Maint.	Health Insurance	EDC
ANB MMA	\$ (198,950)	\$ 466,707	\$ 410,723	\$ 510,442	\$ 489,641	\$ 387,937	\$ 302,854	\$ 365,948	\$321,302
BTH Bank MMA		143,364	126,171	71,934	69,003	54,670	42,819	47,824	116,902
NexBank MMA				719,336	690,022	546,697			322,795
TexPool				1,200,868					
01/20/18–Legacy Texas Bank CD									
02/20/18–Legacy Texas Bank CD									
03/20/18–Legacy Texas Bank CD									
05/10/18–Legacy Texas Bank CD									
06/20/18–Legacy Texas Bank CD									
07/25/18–Legacy Texas Bank CD									
10/19/18–Landmark Bank CD									
10/25/18–Legacy Texas Bank CD									
01/19/19–Landmark Bank CD	2,005,653								
01/25/19–Legacy Texas Bank CD									
04/19/19–Landmark Bank CD	2,005,653								
04/25/19–Legacy Texas Bank CD									
07/19/19–Landmark Bank CD	2,005,653								
07/25/19–Legacy Texas Bank CD									
10/19/19–Landmark Bank CD	5,015,136								
Totals	\$ 10,833,144	\$ 610,071	\$ 536,894	\$ 2,502,580	\$ 1,248,667	\$ 3,004,596	\$ 345,673	\$ 413,772	\$ 760,999

**Allocation
September 30, 2017**

Book & Market Value	Total	GO I&S	General Fund	W/S Restricted	W/S Operations	Capital Project	2009 GO Bonds	Restricted Park Development
ANB MMA	\$ 10,577,105	\$ 45,259	\$ 580,595	\$ 235,879	\$ 3,694,586	\$ 459,274	\$ 2,533,956	\$ 411,916
BTH Bank MMA	2,534,490	234,134	755,440		681,495	29,708	163,907	132,839
NexBank MMA	11,043,665	181,342	1,364,986		7,008,575	32,813	181,039	
TexPool	3,721,568		2,215,493		1,506,075			
10/10/17-Legacy Texas Bank CD	1,006,008				1,006,008			
11/10/17-Legacy Texas Bank CD	1,009,312		1,009,312					
11/10/17-Legacy Texas Bank CD	1,006,208							
12/20/17-Legacy Texas Bank CD	1,012,594		1,012,594					
01/20/18-Legacy Texas Bank CD	1,004,619		1,004,619					
02/20/18-Legacy Texas Bank CD	1,004,746							
03/20/18-Legacy Texas Bank CD	1,004,830							
05/10/18-Legacy Texas Bank CD	1,011,436		1,011,436					
06/20/18-Legacy Texas Bank CD	1,012,602				1,012,602			
07/25/18-Legacy Texas Bank CD	1,002,465				1,002,465			
10/25/18-Legacy Texas Bank CD	1,002,550				1,002,550			
01/25/19-Legacy Texas Bank CD	1,002,635				1,002,635			
04/25/19-Legacy Texas Bank CD	1,002,720				1,002,720			
07/25/19-Legacy Texas Bank CD	2,005,780				2,005,780			
Totals	\$ 42,965,329	\$ 460,734	\$ 8,954,475	\$ 235,879	\$ 20,925,488	\$ 521,795	\$ 2,878,901	\$ 544,755

Allocation
(continued)

September 30, 2017

Book & Market Value	Restricted General	Restricted Water Impact	Restricted Sewer Impact	Restricted Roadway	Street Maintenance	Health Insurance	EDC
ANB MMA	\$ 410,508	\$ 518,683	\$ 501,747	\$ 392,371	\$ 188,023	\$ 342,197	\$ 262,111
BTH Bank MMA	135,541	71,506	69,171	54,093	42,635	47,619	116,402
NexBank MMA		716,886	693,479	542,307			322,237
TexPool							
10/10/17-LegacyTexas Bank CD							
11/10/17-LegacyTexas Bank CD				1,006,208			
11/10/17-LegacyTexas Bank CD							
12/20/17-LegacyTexas Bank CD							
01/20/18-LegacyTexas Bank CD							
02/20/18-LegacyTexas Bank CD							
03/20/18-LegacyTexas Bank CD							
05/10/18-LegacyTexas Bank CD							
06/20/18-LegacyTexas Bank CD							
07/25/18-LegacyTexas Bank CD							
10/25/18-LegacyTexas Bank CD							
01/25/19-LegacyTexas Bank CD							
04/25/19-LegacyTexas Bank CD							
07/25/19-LegacyTexas Bank CD							
Totals	\$ 546,050	\$ 1,307,075	\$ 1,264,398	\$ 4,004,555	\$ 230,658	\$ 389,816	\$ 700,750

Portfolio Summary
City of Sachse, TX
December 31, 2017

Safety - Investment Type

Investment Type	Book Value	Percent
Money Market Account*	\$ 32,094,649	52.3%
Investment Pools	6,132,479	10.0%
CD's	23,127,713	37.7%
Total*	\$ 61,354,841	100%

*(Includes Sachse EDC Money Market)

Liquidity - Investments by Maturity Date

Under 30 days	\$ 39,234,506	64%
31 - 90 days	2,015,293	3%
91 - 180 days	2,030,480	3%
181 - 365 days	3,014,939	5%
366 - 760 days	15,059,627	25%
Total Principal Invested	\$ 61,354,841	100%

Portfolio Yield	Fiscal YTD Interest	Int Earned this QTR	(FYTD) Percent of total
<i>Portfolio</i>			
Debt Service	\$ 1,334	\$ 1,334	0.91%
General Fund	\$ 21,290	21,290	14.60%
Water and Sewer Fund	\$ 73,578	73,578	50.46%
Capital Project Fund	\$ 34,059	34,059	23.36%
Special Revenue Fund	\$ 1,155	1,155	0.79%
Impact Fee Fund	\$ 12,744	12,744	8.74%
Street Maintenance Fund	\$ 183	183	0.13%
Health Insurance Fund	\$ 205	205	0.14%
Sachse EDC	\$ 1,265	1,265	0.87%
Total Portfolios	\$ 145,812	\$ 145,812	100.00%

Portfolio Balance	Beginning Balances	Ending Book Balances	Change
<i>Portfolio</i>			
Debt Service	\$ 460,734	\$ 3,281,755	\$ 2,821,020.62
General Fund	8,955,175	14,153,211	5,198,036.53
Water and Sewer Fund	21,161,368	20,491,299	(670,069.51)
Capital Project Fund	3,400,697	14,005,323	10,604,626.13
Special Revenue Fund	1,090,805	1,146,965	56,160.00
Impact Fee Fund	6,576,028	6,755,844	179,815.55
Street Maintenance Fund	230,658	345,673	115,015.00
Health Insurance Fund	389,816	413,772	23,956.00
Sachse EDC	700,750	760,999	60,249.00
Total Portfolios	\$ 42,966,029	\$ 61,354,841	\$ 18,388,809

Historical Interest Rates

	October	November	December
Pooled Money Market Account	2017	0.2000%	0.2000%
	2016	0.2000%	0.2000%
	2015	0.2000%	0.2000%
Tex Pool	2017	1.0318%	1.1764%
	2016	0.3828%	0.4570%
	2015	0.0966%	0.1863%

City of Sachse, TX
Investment Portfolios
October 31, 2017

Source	Description	Cusip/ Ref	Purchase Date	Maturity Date	Coupon (Int. Rate)	Days to Maturity	Book Value			Market Value		
							Principal Invested	Beginning of Month	Change 1	End of Month	Beginning of Month	Change
GO Bond I&S Fund	Money Market	114512	10/31/2017	11/01/2017	0.2000%	1	45,259	45,259	82,543	127,802	82,543	127,802
GO Bond I&S Fund	Money Market	BTH	10/31/2017	11/01/2017	1.5600%	1	234,134	234,134	309	234,443	309	234,443
GO Bond I&S Fund	Money Market	NexBank	10/31/2017	11/01/2017	1.4600%	1	181,342	181,342	102	181,444	102	181,444
Total							460,735	460,734	82,954	543,689	460,734	543,688
General Fund												
General Fund	TexPool	1111-000	10/31/2017	11/01/2017	1.0318%	1	2,215,493	2,215,493	1,942	2,217,435	1,942	2,217,435
General Fund	Money Market	114512	10/31/2017	11/01/2017	0.2000%	1	581,295	581,295	(437,394)	143,901	(437,394)	143,901
General Fund	Money Market	BTH	10/31/2017	11/01/2017	1.5600%	1	755,440	755,440	1,000	756,440	1,000	756,440
General Fund	Money Market	NexBank	10/31/2017	11/01/2017	1.4600%	1	1,364,986	1,364,986	(499,239)	865,747	(499,239)	865,747
General Fund	CD	160050001311	11/10/2016	11/10/2017	0.7500%	10	1,003,028	1,009,312	622	1,009,934	622	1,009,934
General Fund	CD	160050001317	05/01/2017	05/10/2018	1.1500%	191	1,007,526	1,011,436	956	1,012,392	956	1,012,392
General Fund	CD	1013	06/20/2016	12/20/2017	1.0000%	50	1,000,000	1,012,594	832	1,013,426	832	1,013,426
General Fund	CD	1649	04/20/2017	01/20/2018	1.1000%	81	1,000,000	1,004,619	909	1,005,528	909	1,005,528
Total							8,927,768	8,955,175	(930,372)	8,024,802	(930,372)	8,024,802
Water and Sewer Fund												
W/S Restricted Fund	Money Market	114512	10/31/2017	11/01/2017	0.2000%	1	235,879	235,879	0	235,879	0	235,879
W/S Operations	Money Market	114512	10/31/2017	11/01/2017	0.2000%	1	3,694,586	3,694,586	(188,283)	3,506,303	(188,283)	3,506,303
W/S Operations	Money Market	BTH	10/31/2017	11/01/2017	1.5600%	1	681,495	681,495	902	682,397	902	682,397
W/S Operations	Money Market	NexBank	10/31/2017	11/01/2017	1.4600%	1	991,239	991,239	503,965	1,495,204	503,965	1,495,204
W/S 2017CO	Money Market	3886 2017CO	10/31/2017	11/01/2017	1.4700%	1	6,017,335	6,017,335	7,462	6,024,797	7,462	6,024,797
W/S Operations	TexPool	1111-000	10/31/2017	11/01/2017	1.0318%	1	537,220	537,220	470	537,690	470	537,690
W/S 2017CO	TexPool	1-000 2017CO	10/31/2017	11/01/2017	1.0318%	1	968,855	968,855	849	969,704	849	969,704
W/S 2017CO	CD	1917 2017CO	07/25/2017	07/25/2018	1.4500%	267	1,000,000	1,002,466	1,194	1,003,660	1,194	1,003,660
W/S 2017CO	CD	1918 2017CO	07/25/2017	10/25/2018	1.5000%	359	1,000,000	1,002,550	1,236	1,003,786	1,236	1,003,786
W/S 2017CO	CD	1919 2017CO	07/25/2017	01/25/2019	1.5500%	451	1,000,000	1,002,635	1,277	1,003,912	1,277	1,003,912
W/S 2017CO	CD	1920 2017CO	07/25/2017	04/25/2019	1.6000%	541	1,000,000	1,002,720	1,318	1,004,038	1,318	1,004,038
W/S 2017CO	CD	1921 2017CO	07/25/2017	07/25/2019	1.7000%	632	2,000,000	2,005,780	2,802	2,008,582	2,802	2,008,582
W/S	CD	1431	01/10/2017	10/10/2017	0.9000%	0	1,000,000	1,006,008	(1,006,008)	(0)		(0)
W/S	CD	7081	10/19/2017	10/19/2018	1.5200%	353	1,000,000	0	1,000,000	1,000,000	0	1,000,000
W/S	CD	1810	06/20/2017	06/20/2018	1.4000%	232	1,000,000	1,012,602	1,165	1,013,767	1,165	1,013,767
Total							22,126,610	21,161,368	328,349	21,489,719	328,349	21,489,719
Capital Project Funds												
Capital Project Funds	Money Market	114512	10/31/2017	11/01/2017	0.2000%	1	459,274	459,274	(285,561)	173,713	(285,561)	173,713
Capital Project Funds	Money Market	BTH	10/31/2017	11/01/2017	1.5600%	1	29,708	29,708	(17,169)	12,539	(17,169)	12,539
Capital Project Funds	Money Market	NexBank	10/31/2017	11/01/2017	1.4600%	1	32,813	32,813	(18,973)	13,840	(18,973)	13,840
2009 GO Bonds	Money Market	114512	10/31/2017	11/01/2017	0.2000%	1	2,533,956	2,533,956	177,043	2,710,999	177,043	2,710,999
2009 GO Bonds	Money Market	BTH	10/31/2017	11/01/2017	1.5600%	1	163,907	163,907	17,424	181,331	17,424	181,331
2009 GO Bonds	Money Market	NexBank	10/31/2017	11/01/2017	1.4600%	1	181,039	181,039	19,094	200,133	19,094	200,133
2017A CO Bonds	Money Market	114512	10/31/2017	11/01/2017	0.2000%	1	0	0	(198,950)	(198,950)	0	(198,950)
2017A CO Bonds	CD	7123	10/19/2017	10/19/2019	1.8100%	718	0	0	5,000,000	5,000,000	0	5,000,000
2017A CO Bonds	CD	7115	10/19/2017	07/19/2019	1.7600%	626	0	0	2,000,000	2,000,000	0	2,000,000
2017A CO Bonds	CD	7107	10/19/2017	04/19/2019	1.6900%	535	0	0	2,000,000	2,000,000	0	2,000,000
2017A CO Bonds	CD	7099	10/19/2017	01/19/2019	1.6100%	445	0	0	2,000,000	2,000,000	0	2,000,000
Total							3,400,697	3,400,697	10,692,908	14,093,605	10,692,908	14,093,605
Special Revenue Funds												
Restricted Park Development Fee Fun.	Money Market	114512	10/31/2017	11/01/2017	0.2000%	1	411,916	411,916	63,527	475,443	63,527	475,443
Restricted Park Development Fee Fun.	Money Market	BTH	10/31/2017	11/01/2017	1.5600%	1	132,839	132,839	8,651	141,490	8,651	141,490
Restricted General Fund	Money Market	114512	10/31/2017	11/01/2017	0.2000%	1	410,508	410,508	16,277	428,785	16,277	428,785
Restricted General Fund	Money Market	BTH	10/31/2017	11/01/2017	1.5600%	1	135,541	135,541	(8,295)	127,246	(8,295)	127,246
Total							1,090,804	1,090,805	82,160	1,172,964	82,160	1,172,964

City of Sachse, TX
Investment Portfolios
October 31, 2017

Source	Description	CUSIP/ Ref	Purchase Date	Maturity Date	Coupon (Int. Rate)	Days to Maturity	Book Value			Market Value			
							Principal Invested	Beginning of Month	Change 1	End of Month	Beginning of Month	Change	End of Month
Impact Fee Fund													
Restricted Water Impact Fee	Money Market	114512	10/31/2017	11/01/2017	0.2000%	1	518,683	518,683	(290,420)	228,263	518,683	(290,420)	228,263
Restricted Water Impact Fee	Money Market	BTH	10/31/2017	11/01/2017	1.5600%	1	71,506	71,506	(41,177)	30,329	71,506	(41,177)	30,329
Restricted Water Impact Fee	Money Market	NexBank	10/31/2017	11/01/2017	1.4600%	1	716,886	716,886	(413,055)	303,831	716,886	(413,055)	303,831
Restricted Sewer Impact Fee	Money Market	114512	10/31/2017	11/01/2017	0.2000%	1	501,747	501,747	287	502,034	501,747	287	502,034
Restricted Sewer Impact Fee	Money Market	BTH	10/31/2017	11/01/2017	1.5600%	1	69,171	69,171	(2,467)	66,704	69,171	(2,467)	66,704
Restricted Sewer Impact Fee	Money Market	NexBank	10/31/2017	11/01/2017	1.4600%	1	693,479	693,479	(25,242)	668,237	693,479	(25,242)	668,237
Restricted Roadway Impact Fee	Money Market	114512	10/31/2017	11/01/2017	0.2000%	1	392,371	392,371	345,166	737,537	392,371	345,166	737,537
Restricted Roadway Impact Fee	Money Market	BTH	10/31/2017	11/01/2017	1.5600%	1	54,093	54,093	43,902	97,995	54,093	43,902	97,995
Restricted Roadway Impact Fee	Money Market	NexBank	10/31/2017	11/01/2017	1.4600%	1	542,307	542,307	439,399	981,706	542,307	439,399	981,706
Impact Fee Fund	CD	1650	04/20/2017	02/20/2018	1.1300%	112	1,000,000	1,004,746	933	1,005,679	1,004,746	933	1,005,679
Impact Fee Fund	CD	1651	04/20/2017	03/20/2018	1.1500%	140	1,000,000	1,004,830	950	1,005,780	1,004,830	950	1,005,780
Impact Fee Fund	CD	1432	01/10/2017	11/10/2017	0.9300%	10	1,000,000	1,006,208	769	1,006,977	1,006,208	769	1,006,977
							6,560,243	6,576,028	59,045	6,635,071	6,576,028	59,045	6,635,071

Street Maintenance Fund													
Street Maintenance Tax	Money Market	114512	10/31/2017	11/01/2017	0.2000%	1	188,023	188,023	27,440	215,463	188,023	27,440	215,463
Street Maintenance Tax	Money Market	BTH	10/31/2017	11/01/2017	1.5600%	1	42,635	42,635	57	42,692	42,635	57	42,692
Total							230,658	230,658	27,497	258,155	230,658	27,497	258,155

Health Insurance Fund													
Health Insurance	Money Market	114512	10/31/2017	11/01/2017	0.2000%	1	342,197	342,197	(22,385)	319,812	342,197	(22,385)	319,812
Health Insurance	Money Market	BTH	10/31/2017	11/01/2017	1.5600%	1	47,619	47,619	63	47,682	47,619	63	47,682
Total							389,816	389,816	(22,322)	367,495	389,816	(22,322)	367,495

EDC Fund													
EDC PIMMKT	Money Market	114512	10/31/2017	11/01/2017	0.2700%	1	262,111	262,111	7,108	269,219	262,111	7,108	269,219
EDC PIMMKT	Money Market	BTH	10/31/2017	11/01/2017	1.5600%	1	116,402	116,402	154	116,556	116,402	154	116,556
EDC PIMMKT	Money Market	NexBank	10/31/2017	11/01/2017	1.4600%	1	322,237	322,237	182	322,419	322,237	182	322,419
Total							700,750	700,750	7,444	708,194	700,750	7,444	708,195
							43,888,081	42,966,029	10,327,663	53,293,693	42,966,029	10,327,663	53,293,693

Summary of Portfolios by Security Type
10/31/17

Security Type	Percent of Total (Book Value)	Average # of days	Average Yield	Book Value			Market Value			
				Principal Invested	Beginning of Month	Change	End of Month	Beginning of Month	Change	End of Month
Money Market Account	44.04%	1	0.9989%	24,155,959	24,155,959	-684,553	23,471,406	24,155,959	-684,553	23,471,406
TexPool	6.99%	1	1.0318%	3,721,568	3,721,568	3,261	3,724,829	3,721,568	3,261	3,724,829
CD'S	48.97%	320	1.3526%	16,010,554	15,088,506	11,008,955	26,097,461	15,088,506	11,008,955	26,097,461
Total	100.00%			43,888,081	42,966,029	10,327,663	53,293,693	42,966,029	10,327,663	53,293,693

1Change = Investment activity including earnings, deposits and withdrawals.

City of Sachse, TX
Investment Portfolios
November 30, 2017

Source	Description	Cusip/ Ref	Purchase Date	Maturity Date	Coupon (Int. Rate)	Days to Maturity	Book Value			Market Value		
							Principal Invested	Beginning of Month	Change ¹	End of Month	Beginning of Month	Change
GO Bond I&S Fund	Money Market	114512	11/30/2017	12/01/2017	0.2000%	1	127,802	127,802	154,788	127,802	154,788	282,590
GO Bond I&S Fund	Money Market	BTH	11/30/2017	12/01/2017	1.6800%	1	234,443	234,443	324	234,767	324	234,767
GO Bond I&S Fund	Money Market	NexBank	11/30/2017	12/01/2017	1.4600%	1	181,444	181,444	99	181,543	99	181,543
Total							543,688	543,689	155,211	698,901	155,211	698,901
General Fund												
General Fund	TexPool	1111-000	11/30/2017	12/01/2017	1.0506%	1	2,217,435	2,217,435	1,914	2,219,349	1,914	2,219,349
General Fund	Money Market	114512	11/30/2017	12/01/2017	0.2000%	1	143,901	143,901	946,252	1,090,153	946,252	1,090,153
General Fund	Money Market	BTH	11/30/2017	12/01/2017	1.6800%	1	756,440	756,440	1,045	757,485	1,045	757,485
General Fund	Money Market	NexBank	11/30/2017	12/01/2017	1.4600%	1	865,747	865,747	473	866,220	473	866,220
General Fund	CD	160050001311	11/10/2016	11/10/2017	0.7500%	0	1,003,028	1,009,934	(1,009,934)	0	(1,009,934)	0
General Fund	CD	160050001747	05/01/2017	05/10/2018	1.1500%	161	1,007,526	1,012,392	989	1,013,381	989	1,013,381
General Fund	CD	1013	06/20/2016	12/20/2017	1.0000%	20	1,000,000	1,013,426	861	1,014,287	861	1,014,287
General Fund	CD	1649	04/20/2017	01/20/2018	1.1000%	51	1,000,000	1,005,528	939	1,006,467	939	1,006,467
Total							7,994,077	8,024,802	(57,461)	7,967,342	(57,461)	7,967,342
Water and Sewer Fund												
W/S Restricted Fund	Money Market	114512	11/30/2017	12/01/2017	0.2000%	1	235,879	235,879	0	235,879	0	235,879
W/S Operations	Money Market	114512	11/30/2017	12/01/2017	0.2000%	1	3,506,303	3,506,303	(821,264)	2,685,039	(821,264)	2,685,039
W/S Operations	Money Market	BTH	11/30/2017	12/01/2017	1.6800%	1	682,397	682,397	942	683,339	942	683,339
W/S Operations	Money Market	NexBank	11/30/2017	12/01/2017	1.4600%	1	1,495,204	1,495,204	4,108	1,499,312	4,108	1,499,312
W/S 2017CO	Money Market	3886 2017CO	11/30/2017	12/01/2017	1.4700%	1	6,024,797	6,024,797	7,230	6,032,027	7,230	6,032,027
W/S Operations	TexPool	1111-000	11/30/2017	12/01/2017	1.0506%	1	537,690	537,690	465	538,155	465	538,155
W/S 2017CO	TexPool	1-000 2017CO	11/30/2017	12/01/2017	1.0506%	1	969,704	969,704	838	970,542	838	970,542
W/S 2017CO	CD	1917 2017CO	07/25/2017	07/25/2018	1.4500%	237	1,000,000	1,003,660	1,235	1,004,895	1,235	1,004,895
W/S 2017CO	CD	1918 2017CO	07/25/2017	10/25/2018	1.5000%	329	1,000,000	1,003,786	1,278	1,005,064	1,278	1,005,064
W/S 2017CO	CD	1919 2017CO	07/25/2017	01/25/2019	1.5500%	421	1,000,000	1,003,912	1,322	1,005,234	1,322	1,005,234
W/S 2017CO	CD	1920 2017CO	07/25/2017	04/25/2019	1.6000%	511	1,000,000	1,004,038	1,365	1,005,403	1,365	1,005,403
W/S 2017CO	CD	1921 2017CO	07/25/2017	07/25/2019	1.7000%	602	2,000,000	2,008,582	2,900	2,011,482	2,900	2,011,482
W/S	CD	7081	10/19/2017	10/19/2018	1.5200%	323	1,000,000	1,000,249	1,249	1,001,492	1,249	1,001,492
W/S	CD	1810	06/20/2017	06/20/2018	1.4000%	202	1,000,000	1,013,767	1,206	1,014,973	1,206	1,014,973
Total							21,451,975	21,489,720	(797,126)	20,692,592	(797,126)	20,692,592
Capital Project Funds												
Capital Project Funds	Money Market	114512	11/30/2017	12/01/2017	0.2000%	1	173,713	173,713	(129,016)	44,697	(129,016)	44,697
Capital Project Funds	Money Market	BTH	11/30/2017	12/01/2017	1.6800%	1	12,539	12,539	(9,411)	3,128	(9,411)	3,128
Capital Project Funds	Money Market	NexBank	11/30/2017	12/01/2017	1.4600%	1	13,840	13,840	(10,391)	3,449	(10,391)	3,449
2009 GO Bonds	Money Market	114512	11/30/2017	12/01/2017	0.2000%	1	2,710,999	2,710,999	18,771	2,729,770	18,771	2,729,770
2009 GO Bonds	Money Market	BTH	11/30/2017	12/01/2017	1.6800%	1	181,331	181,331	9,680	191,011	9,680	191,011
2009 GO Bonds	Money Market	NexBank	11/30/2017	12/01/2017	1.4600%	1	200,133	200,133	10,508	210,641	10,508	210,641
2017A CO Bonds	Money Market	114512	11/30/2017	12/01/2017	0.2000%	1	(198,950)	(198,950)	0	(198,950)	0	(198,950)
2017A CO Bonds	CD	7123	10/19/2017	10/19/2019	1.8100%	688	5,000,000	5,000,000	7,438	5,007,438	7,438	5,007,438
2017A CO Bonds	CD	7115	10/19/2017	07/19/2019	1.7600%	596	2,000,000	2,000,000	2,778	2,002,778	2,778	2,002,778
2017A CO Bonds	CD	7107	10/19/2017	04/19/2019	1.6900%	505	2,000,000	2,000,000	2,778	2,002,778	2,778	2,002,778
2017A CO Bonds	CD	7089	10/19/2017	01/19/2019	1.6100%	415	2,000,000	2,000,000	2,778	2,002,778	2,778	2,002,778
Total							14,093,605	14,093,605	(94,087)	13,999,518	(94,087)	13,999,518
Special Revenue Funds												
Restricted Park Development Fee Fun.	Money Market	114512	11/30/2017	12/01/2017	0.2000%	1	475,443	475,443	(1,454)	473,989	(1,454)	473,989
Restricted Park Development Fee Fun.	Money Market	BTH	11/30/2017	12/01/2017	1.6800%	1	141,490	141,490	1,649	143,139	1,649	143,139
Restricted General Fund	Money Market	114512	11/30/2017	12/01/2017	0.2000%	1	428,785	428,785	(10,451)	418,334	(10,451)	418,334
Restricted General Fund	Money Market	BTH	11/30/2017	12/01/2017	1.6800%	1	127,246	127,246	(1,278)	125,968	(1,278)	125,968
Total							1,172,964	1,172,964	(11,534)	1,161,429	(11,534)	1,161,429

City of Sachse, TX
Investment Portfolios
November 30, 2017

Source	Description	Cusip/ Ref	Purchase Date	Maturity Date	Coupon (Int. Rate)	Days to Maturity	Book Value			Market Value		
							Principal Invested	Beginning of Month	Change 1	End of Month	Beginning of Month	Change
	Restricted Water Impact Fee	114512	11/30/2017	12/01/2017	0.2000%	1	228,263	228,263	690,794	919,057	690,794	919,057
	Restricted Water Impact Fee	BTH	11/30/2017	12/01/2017	1.6800%	1	30,329	30,329	41,491	71,820	41,491	71,820
	Restricted Water Impact Fee	NexBank	11/30/2017	12/01/2017	1.4600%	1	303,831	303,831	414,008	717,839	414,008	717,839
	Restricted Sewer Impact Fee	114512	11/30/2017	12/01/2017	0.2000%	1	502,034	502,034	379,571	881,605	379,571	881,605
	Restricted Sewer Impact Fee	BTH	11/30/2017	12/01/2017	1.6800%	1	66,704	66,704	2,190	68,894	2,190	68,894
	Restricted Sewer Impact Fee	NexBank	11/30/2017	12/01/2017	1.4600%	1	668,237	668,237	23,391	691,628	23,391	691,628
	Restricted Roadway Impact Fee	114512	11/30/2017	12/01/2017	0.2000%	1	737,537	737,537	(39,052)	698,485	(39,052)	698,485
	Restricted Roadway Impact Fee	BTH	11/30/2017	12/01/2017	1.6800%	1	97,995	97,995	(43,411)	54,584	(43,411)	54,584
	Restricted Roadway Impact Fee	NexBank	11/30/2017	12/01/2017	1.4600%	1	981,706	981,706	(436,331)	545,375	(436,331)	545,375
	Impact Fee Fund	1650	04/20/2017	02/20/2018	1.1500%	82	1,000,000	1,005,679	965	1,006,644	965	1,006,644
	Impact Fee Fund	1651	04/20/2017	03/20/2018	1.1500%	110	1,000,000	1,005,780	982	1,006,762	982	1,006,762
	Impact Fee Fund	1432	01/10/2017	11/10/2017	0.9300%	0	1,000,000	1,006,977	(1,006,977)	0	(1,006,977)	0
							6,616,636	6,635,071	27,621	6,662,692	27,621	6,662,692
	Street Maintenance Tax	114512	11/30/2017	12/01/2017	0.2000%	1	215,463	215,463	59,895	275,358	59,895	275,358
	Street Maintenance Tax	BTH	11/30/2017	12/01/2017	1.6800%	1	42,692	42,692	59	42,751	59	42,751
	Total						258,155	258,155	59,954	318,109	59,954	318,109
	Health Insurance Fund	114512	11/30/2017	12/01/2017	0.2000%	1	319,812	319,812	44,905	364,717	44,905	364,717
	Health Insurance	BTH	11/30/2017	12/01/2017	1.6800%	1	47,682	47,682	66	47,748	66	47,748
	Total						367,494	367,495	44,971	412,466	44,971	412,466
	EDC Fund	114512	11/30/2017	12/01/2017	0.2700%	1	269,219	269,219	100,121	369,340	100,121	369,340
	EDC PMMKT	BTH	11/30/2017	12/01/2017	1.6800%	1	116,556	116,556	161	116,717	161	116,717
	EDC PMMKT	NexBank	11/30/2017	12/01/2017	1.4600%	1	322,419	322,419	176	322,595	176	322,595
	Total						708,195	708,194	100,458	808,652	100,458	808,652
							53,206,789	53,293,694	(571,992)	52,721,700	(571,992)	52,721,700

Summary of Portfolios by Security Type
11/30/17

Security Type	Percent of Total (Book Value)	Average # of days	Average Yield	Book Value			Market Value			
				Principal Invested	Beginning of Month	Change	End of Month	Beginning of Month	Change	End of Month
Money Market Account	47.20%	1	1.0400%	23,471,406	23,471,406	1,410,639	24,882,044	23,471,406	1,410,639	24,882,044
TexPool	7.07%	1	1.0506%	3,724,829	3,724,829	3,217	3,728,046	3,724,829	3,217	3,728,046
CD's	45.73%	328	1.3778%	26,010,554	26,097,462	-1,985,848	24,111,614	26,097,462	-1,985,848	24,111,614
Total	100.00%			53,206,789	53,293,696	-571,992	52,721,700	53,293,696	-571,992	52,721,700

1Change = Investment activity including earnings, deposits and withdrawals.

City of Sachse, TX
Investment Portfolios
December 31, 2017

Source	Description	Cusip/ Ref	Purchase Date	Maturity Date	Coupon (Int. Rate)	Days to Maturity	Book Value			Market Value		
							Principal Invested	Beginning of Month	Change 1	End of Month	Beginning of Month	Change
GO Bond I/S Fund	Money Market	114512	12/31/2017	01/01/2018	0.2000%	1	282,590	282,590	2,582,369	282,590	2,582,369	2,864,959
GO Bond I/S Fund	Money Market	BTH	12/31/2017	01/01/2018	1.8700%	1	234,767	234,767	373	234,767	373	235,140
GO Bond I/S Fund	Money Market	NexBank	12/31/2017	01/01/2018	1.7100%	1	181,543	181,543	113	181,656	113	181,656
Total							698,899	698,901	2,582,855	698,901	2,582,855	3,281,755
General Fund												
General Fund	TexPool	1111-000	12/31/2017	01/01/2018	1.1764%	1	2,219,349	2,219,349	1,202,474	2,219,349	1,202,474	3,421,823
General Fund	Money Market	114512	12/31/2017	01/01/2018	0.2000%	1	1,090,153	1,090,153	5,994,073	1,090,153	5,994,073	7,084,226
General Fund	Money Market	BTH	12/31/2017	01/01/2018	1.8700%	1	757,485	757,485	1,204	757,485	1,204	756,689
General Fund	Money Market	NexBank	12/31/2017	01/01/2018	1.7100%	1	866,220	866,220	537	866,757	537	866,757
General Fund	CD	160050001747	05/01/2017	05/10/2018	1.1500%	130	1,007,526	1,013,381	958	1,014,339	958	1,014,339
General Fund	CD	1013	06/20/2016	12/20/2017	1.0000%	0	1,000,000	1,014,287	(1,014,287)	0	(1,014,287)	0
General Fund	CD	1649	04/20/2017	01/20/2018	1.0000%	20	1,000,000	1,006,467	910	1,007,377	910	1,007,377
Total							7,940,733	7,967,342	6,185,869	7,967,342	6,185,869	14,153,211
Water and Sewer Fund												
W/S Restricted Fund	Money Market	114512	12/31/2017	01/01/2018	0.2000%	1	235,879	235,879	0	235,879	0	235,879
W/S Operations	Money Market	114512	12/31/2017	01/01/2018	0.2000%	1	2,685,039	2,685,039	(226,680)	2,458,359	(226,680)	2,458,359
W/S Operations	Money Market	BTH	12/31/2017	01/01/2018	1.8700%	1	683,339	683,339	1,086	684,425	1,086	684,425
W/S Operations	Money Market	NexBank	12/31/2017	01/01/2018	1.7100%	1	1,499,312	1,499,312	4,674	1,503,986	4,674	1,503,986
W/S 2017CO	Money Market	3886 2017CO	12/31/2017	01/01/2018	1.4700%	1	6,032,027	6,032,027	8,225	6,040,252	8,225	6,040,252
W/S Operations	TexPool	1111-000	12/31/2017	01/01/2018	1.1764%	1	538,155	538,155	389	538,544	389	538,544
W/S 2017CO	TexPool	1-000 2017CO	12/31/2017	01/01/2018	1.1764%	1	970,542	970,542	702	971,244	702	971,244
W/S 2017CO	CD	1917 2017CO	07/25/2017	07/25/2018	1.4500%	206	1,000,000	1,004,895	1,198	1,006,093	1,198	1,006,093
W/S 2017CO	CD	1918 2017CO	07/25/2017	10/25/2018	1.5000%	298	1,000,000	1,005,064	1,240	1,006,304	1,240	1,006,304
W/S 2017CO	CD	1919 2017CO	07/25/2017	10/25/2019	1.5500%	390	1,000,000	1,005,234	1,280	1,006,514	1,280	1,006,514
W/S 2017CO	CD	1920 2017CO	07/25/2017	04/25/2019	1.6000%	480	1,000,000	1,005,403	1,322	1,006,725	1,322	1,006,725
W/S 2017CO	CD	1921 2017CO	07/25/2017	07/25/2019	1.7000%	571	2,000,000	2,011,482	2,811	2,014,293	2,811	2,014,293
W/S	CD	7081	10/19/2017	10/19/2018	1.5200%	292	1,000,000	1,001,249	1,293	1,002,542	1,293	1,002,542
W/S	CD	1810	06/20/2017	06/20/2018	1.4000%	171	1,000,000	1,014,973	1,168	1,016,141	1,168	1,016,141
Total							20,644,294	20,692,592	(201,292)	20,491,299	(201,292)	20,491,299
Capital Project Funds												
Capital Project Funds	Money Market	114512	12/31/2017	01/01/2018	0.2000%	1	44,697	44,697	(176)	44,521	(176)	44,521
Capital Project Funds	Money Market	BTH	12/31/2017	01/01/2018	1.8700%	1	3,128	3,128	5	3,133	5	3,133
Capital Project Funds	Money Market	NexBank	12/31/2017	01/01/2018	1.7100%	1	3,449	3,449	2	3,451	2	3,451
2009 GO Bonds	Money Market	114512	12/31/2017	01/01/2018	0.2000%	1	2,729,770	2,729,770	(10,781)	2,718,989	(10,781)	2,718,989
2009 GO Bonds	Money Market	BTH	12/31/2017	01/01/2018	1.8700%	1	191,011	191,011	303	191,314	303	191,314
2009 GO Bonds	Money Market	NexBank	12/31/2017	01/01/2018	1.7100%	1	210,641	210,641	130	210,771	130	210,771
2017A CO Bonds	Money Market	114512	12/31/2017	01/01/2018	0.2000%	1	(198,950)	(198,950)	0	(198,950)	0	(198,950)
2017A CO Bonds	CD	7123	10/19/2017	10/19/2019	1.8100%	657	5,007,438	5,007,438	7,698	5,015,136	7,698	5,015,136
2017A CO Bonds	CD	7115	10/19/2017	10/19/2019	1.7600%	565	2,002,778	2,002,778	2,875	2,005,653	2,875	2,005,653
2017A CO Bonds	CD	7107	10/19/2017	04/19/2019	1.6900%	474	2,002,778	2,002,778	2,875	2,005,653	2,875	2,005,653
2017A CO Bonds	CD	7099	10/19/2017	01/19/2019	1.6100%	384	2,002,778	2,002,778	2,875	2,005,653	2,875	2,005,653
Total							13,999,518	13,999,518	5,806	14,005,323	5,806	14,005,323
Special Revenue Funds												
Restricted Park Development Fee Fun.	Money Market	114512	12/31/2017	01/01/2018	0.2000%	1	473,989	473,989	(7,282)	466,707	(7,282)	466,707
Restricted Park Development Fee Fun.	Money Market	BTH	12/31/2017	01/01/2018	1.8700%	1	143,139	143,139	225	143,364	225	143,364
Restricted General Fund	Money Market	114512	12/31/2017	01/01/2018	0.2000%	1	418,334	418,334	(7,611)	410,723	(7,611)	410,723
Restricted General Fund	Money Market	BTH	12/31/2017	01/01/2018	1.8700%	1	125,968	125,968	203	126,171	203	126,171
Total							1,161,430	1,161,429	(14,465)	1,146,965	(14,465)	1,146,965
Impact Fee Fund												

City of Sachse, TX
Investment Portfolios
December 31, 2017

Source	Description	Cusip/ Ref	Purchase Date	Maturity Date	Coupon (Int. Rate)	Days to Maturity	Book Value			Market Value				
							Principal Invested	Beginning of Month	Change 1	End of Month	Beginning of Month	Change	End of Month	
Restricted Water Impact Fee	Money Market	114512	12/31/2017	01/01/2018	0.2000%	1	919,057	919,057	(408,615)	510,442	919,057	(408,615)	510,442	
Restricted Water Impact Fee	Money Market	BTH	12/31/2017	01/01/2018	1.8700%	1	71,920	71,920	114	71,934	71,820	114	71,934	
Restricted Water Impact Fee	Money Market	NexBank	12/31/2017	01/01/2018	1.7100%	1	717,839	717,839	1,497	719,336	717,839	1,497	719,336	
Restricted Water Impact Fee	Texpool	1111-000	12/31/2017	01/01/2018	1.1764%	1	1,200,868	0	441,617	441,617	0	441,617	441,617	
Restricted Sewer Impact Fee	Money Market	114512	12/31/2017	01/01/2018	0.2000%	1	881,605	881,605	(391,964)	489,641	881,605	(391,964)	489,641	
Restricted Sewer Impact Fee	Money Market	BTH	12/31/2017	01/01/2018	1.8700%	1	68,894	68,894	109	69,003	68,894	109	69,003	
Restricted Sewer Impact Fee	Money Market	NexBank	12/31/2017	01/01/2018	1.7100%	1	691,628	691,628	(1,606)	690,022	691,628	(1,606)	690,022	
Restricted Sewer Impact Fee	Texpool	1111-000	12/31/2017	01/01/2018	0.0000%	1	1,200,868	0	423,621	423,621	0	423,621	423,621	
Restricted Roadway Impact Fee	Money Market	114512	12/31/2017	01/01/2018	0.2000%	1	698,485	698,485	(310,548)	387,937	698,485	(310,548)	387,937	
Restricted Roadway Impact Fee	Money Market	BTH	12/31/2017	01/01/2018	1.8700%	1	54,584	54,584	86	54,670	54,584	86	54,670	
Restricted Roadway Impact Fee	Money Market	NexBank	12/31/2017	01/01/2018	1.7100%	1	545,375	545,375	1,322	546,697	545,375	1,322	546,697	
Restricted Roadway Impact Fee	Texpool	1111-000	12/31/2017	01/01/2018	0.0000%	1	1,200,868	0	335,630	335,630	0	335,630	335,630	
Impact Fee Fund	CD	1650	04/20/2017	02/20/2018	1.1300%	51	1,000,000	1,006,644	935	1,007,579	1,006,644	935	1,007,579	
Impact Fee Fund	CD	1651	04/20/2017	03/20/2018	1.1500%	79	1,000,000	1,006,762	952	1,007,714	1,006,762	952	1,007,714	
							10,251,892	6,662,692	93,150	6,755,844	6,662,692	93,150	6,755,844	
Street Maintenance Fund														
Street Maintenance Tax	Money Market	114512	12/31/2017	01/01/2018	0.2000%	1	275,358	275,358	27,496	302,854	275,358	27,496	302,854	
Street Maintenance Tax	Money Market	BTH	12/31/2017	01/01/2018	1.8700%	1	42,751	42,751	68	42,819	42,751	68	42,819	
Total							318,109	318,109	27,564	345,673	318,109	27,564	345,673	
Health Insurance Fund														
Health Insurance	Money Market	114512	12/31/2017	01/01/2018	0.2000%	1	364,717	364,717	1,231	365,948	364,717	1,231	365,948	
Health Insurance	Money Market	BTH	12/31/2017	01/01/2018	1.8700%	1	47,748	47,748	76	47,824	47,748	76	47,824	
Total							412,465	412,466	1,307	413,772	412,466	1,307	413,772	
EDC Fund														
EDC PMMKT	Money Market	114512	12/31/2017	01/01/2018	0.2700%	1	369,340	369,340	(48,038)	321,302	369,340	(48,038)	321,302	
EDC PMMKT	Money Market	BTH	12/31/2017	01/01/2018	1.8700%	1	116,717	116,717	185	116,902	116,717	185	116,902	
EDC PMMKT	Money Market	NexBank	12/31/2017	01/01/2018	1.7100%	1	322,595	322,595	200	322,795	322,595	200	322,795	
Total							808,653	808,652	(47,653)	760,999	808,652	(47,653)	760,999	
							56,235,992	52,721,700	8,633,141	61,354,841	52,721,701	8,633,141	61,354,841	


Summary of Portfolios by Security Type

12/31/17

Security Type	Percent of Total (Book Value)	Average # of days	Average Yield	Book Value			Market Value			
				Principal Invested	Beginning of Month	Change	End of Month	Beginning of Month	Change	End of Month
Money Market Account	52.31%	1	1.1642%	24,882,044	24,882,044	7,212,605	32,094,649	24,882,044	7,212,605	32,094,649
TexPool	10.00%	1	0.7843%	7,330,650	3,728,046	2,404,433	6,132,479	3,728,046	2,404,433	6,132,479
CD's	37.70%	318	1.4450%	24,023,298	24,111,613	-983,897	23,127,713	24,111,613	-983,897	23,127,713
Total	100.00%			56,235,992	52,721,700	8,633,141	61,354,841	52,721,700	8,633,141	61,354,841

1Change = Investment activity including earnings, deposits, and withdrawals.

Memo

To: **Gina Nash, City Manager**
 From: Berna Fitzpatrick, Finance Manager 
 CC: Mayor and City Council
 Date: May 2, 2018
 Re: **Investment Report for period ending March 31, 2018**

Attached is the Quarterly Investment Report for the quarter ending March 31 of the fiscal year 2017-2018. This report complies with the requirements of the City's Investment Policy and the Public Funds Investment Act as amended. For this period, the City's portfolio consisted of the following investments:

Portfolio at Quarter Close:	Rate at 03/31/18	% Total	Total Investment
Money Market Account –ANB	.2%	14.11%	8,456,293
Money Market Account - BTH	2.0%	4.07%	2,440,716
Money Market Account – NexBank	1.81%	7.91%	4,743,763
Money Market Account 2017CO – NexBank	1.81%	10.12%	6,066,252
Money Market Account(EDC)-ANB	.2%	.70%	417,891
Money Market Account (EDC) BTH	2.0%	.20%	117,491
Money Market Account (EDC)-NexBank	1.81%	.54%	323,427
Investment Pool – Tex Pool	1.5156%	10.31%	6,182,156
Investment Pool – 2017CO-TexPool	1.5156%	1.63%	974,542
CD---East West Bank 1125	1.78%	3.35%	2,006,056
CD---East West Bank 2428	2.00%	1.67%	1,003,403
CD---East West Bank 8469	1.86%	3.35%	2,006,329
CD---Legacy Bank 1810	1.40%	1.70%	1,019,652
CD---Legacy Bank 1747	1.15%	1.70%	1,017,218
CD---Legacy Bank 1917	1.45%	1.68%	1,009,694
CD---Legacy Bank 1918	1.50%	1.68%	1,010,030
CD---Legacy Bank 1919	1.55%	1.69%	1,010,366
CD---Legacy Bank 1920	1.60%	1.69%	1,010,702
CD---Legacy Bank 1921	1.70%	3.37%	2,022,748
CD---Legacy Bank 2918	2.15%	1.69%	1,011,179
CD---Legacy Bank 2941	2.20%	3.34%	2,003,375
CD---Legacy Bank 2943	2.30%	1.67%	1,001,764
CD---Legacy Bank 3092	2.24%	1.69%	1,010,574
CD---Landmark Bank 7123	1.81%	8.40%	5,036,264
CD---Landmark Bank 7115	1.76%	3.36%	2,013,973
CD---Landmark Bank 7081	1.52%	1.68%	1,006,089
CD---Landmark Bank 7107	1.69%	3.36%	2,013,635
CD---Landmark Bank 7099	1.61%	3.36%	2,013,156
Total Invested City Funds:		100.0%	\$59,948,739

Re: **Investment Report for period ending March 31, 2018**

The City does not carry any security instrument (investment type) on its books that is traded on the open market; therefore all investments are listed at 100% of market value. Interest earnings on all certificate of deposit accounts are accreted quarterly or at maturity. All Funds on deposit are fully secured and safeguarded. **Total investment interest earned for the quarter ending March 31 was \$205,304.**

Citywide cash and investments for the period ending March 31 was \$59,948,739. Of this amount, \$863,458 is for the Sachse EDC. It is the strategy of the Finance Department to maintain a high percentage of its idle funds invested in safe and secure investment securities and pooled investment types in accordance with the Public Funds Investment Act.

50% of the City's current portfolio has liquidity of 30 days or less, which is more than adequate for daily operations. The City investments are liquid and have same day access. The City's investment and cash management strategy will be to maintain operational and capital needs in money market accounts and liquid asset pools. The City's funds are swept into the above accounts and withdrawn as needed for operational cash flow requirements.

The average interest rate/yield on the City's investments for the period was 1.52%; weighted average maturity of 172 days. The Texpool Prime Fund interest rate was 1.7066% and the Texpool interest rate was 1.5156 % at March 31, 2018. The rolling three-month Treasury yield was 1.40% with the rolling six-month Treasury yield at 1.42%.



QUARTERLY INVESTMENT REPORT

For the Quarter Ended

March 31, 2018

Prepared by
Valley View Consulting, L.L.C.

The investment portfolio of the City is in compliance with the Public Funds Investment Act and the Investment Policy and strategies.

Director of Finance

Finance Manager

Disclaimer: These reports were compiled using information provided by the City of Sachse. No procedures were performed to test the accuracy or completeness of this information. The market values included in these reports were obtained by Valley View Consulting, L.L.C. from sources believed to be accurate and represent proprietary valuation. Due to market fluctuations these levels are not necessarily reflective of current liquidation values. Yield calculations are not determined using standard performance formulas, are not representative of total return yields and do not account for investment advisor fees.

Summary

Quarter End Results by Investment Category:

Asset Type	March 31, 2018			December 31, 2017		
	Ave. Yield	Book Value	Market Value	Book Value	Market Value	Market Value
Bank/Pool	1.27%	\$ 29,722,530	\$ 29,722,530	\$ 38,227,128	\$ 38,227,128	\$ 38,227,128
CDs/Securities	1.77%	30,226,208	30,226,208	23,127,713	23,127,713	23,127,713
Totals		\$ 59,948,739	\$ 59,948,739	\$ 61,354,841	\$ 61,354,841	\$ 61,354,841

Current Quarter Average Yield (1)

Total Portfolio 1.52%

Fiscal Year-to-Date Average Yield (2)

Total Portfolio 1.34%

Weighted Average Maturity 172 days

Rolling Three Mo. Treas. Yield 1.58%
 Rolling Six Mo. Treas. Yield 1.58%

Rolling Three Mo. Treas. Yield 1.40%
 Rolling Six Mo. Treas. Yield 1.42%
 Average Quarterly TexPool Yield 1.35%

	City	EDC
Interest Earnings QTR	\$ 203,877	\$ 1,427
Interest Earnings YTD	\$ 348,423	\$ 2,693

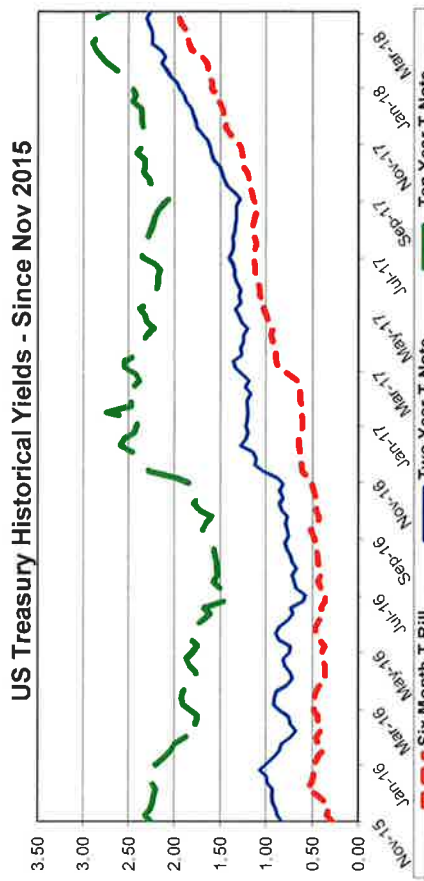
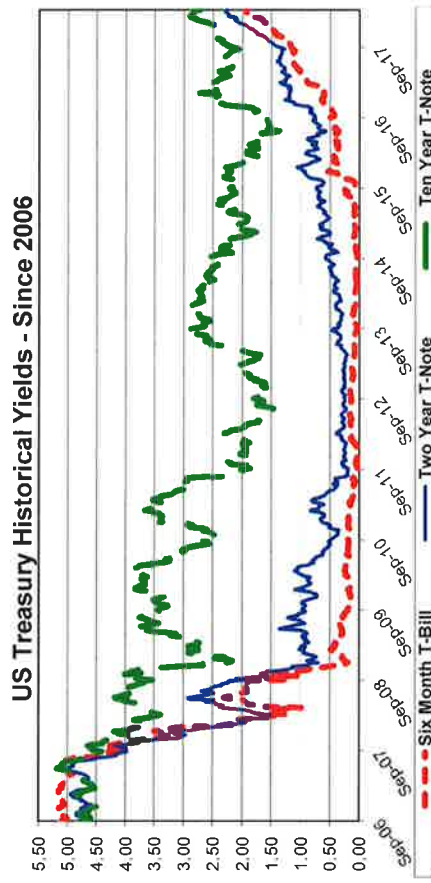
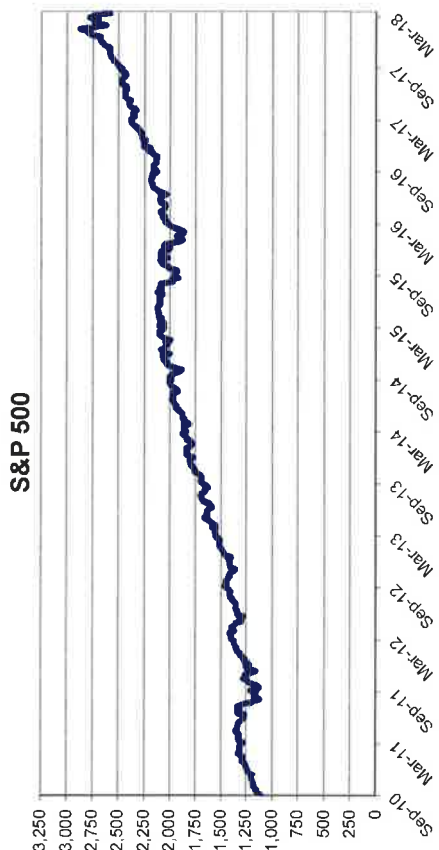
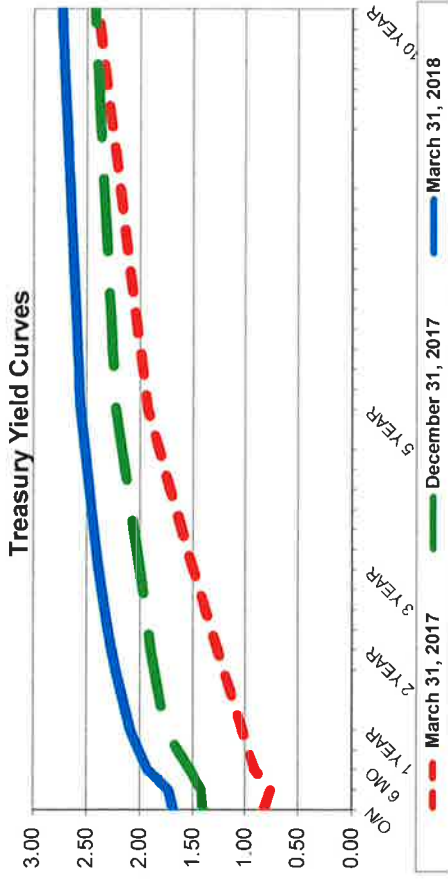
(1) Average Yield calculated using quarter end report yields and adjusted book values and does not reflect a total return analysis or account for advisory fees.

(2) Fiscal Year-to-Date Average Yields calculated using quarter end report yields and adjusted book values and does not reflect a total return analysis or account for advisory fees.

Economic Overview

3/31/2018

The Federal Open Market Committee (FOMC) increased the Fed Funds target range 0.25% to 1.50% - 1.75% (Effective Fed Funds are trading +/-1.68%). Two to three additional increases are projected for 2018 (although subject to economic activity). Gradual portfolio reduction continues by limiting reinvestment of maturing holdings. Fourth Quarter 2017 GDP measured 2.9% (third/final estimate). February Non Farm Payroll data jumped +313k (well above the expected +205k). The Three Month Average increased to +242k. World events raised some uncertainty (Korea, Russia, Middle East). WTI Crude oil maintained +/- \$65. The Stock Markets waffled 5% to 10% below recent highs. The post-FOMC meeting press release pointed to continuing and frequent rate increases.



Investment Holdings

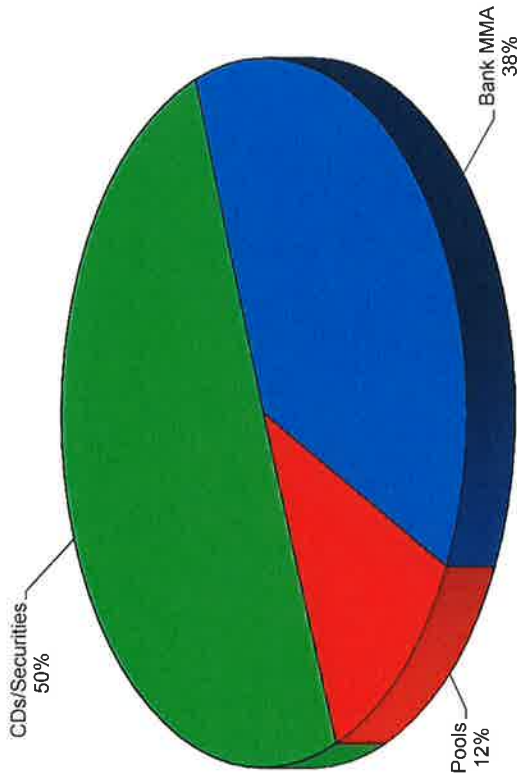
March 31, 2018

Description	Rating	Coupon/ Discount	Maturity Date	Settlement Date	Original Face/ Par Value	Book Value	Market Price	Market Value	Life (days)	Yield
ANB MMA		0.20%	04/01/18	03/31/18	\$ 8,874,184	\$ 8,874,184	1.00	\$ 8,874,184	1	0.20%
BTH Bank MMA		2.00%	04/01/18	03/31/18	2,558,207	2,558,207	1.00	2,558,207	1	2.00%
NexBank MMA		1.81%	04/01/18	03/31/18	11,133,442	11,133,442	1.00	11,133,442	1	1.81%
TexPool	AAA	1.52%	04/01/18	03/31/18	7,156,697	7,156,697	1.00	7,156,697	1	1.52%
Legacy Texas Bank CD		1.15%	05/10/18	05/01/17	1,017,218	1,017,218	100.00	1,017,218	40	1.15%
Legacy Texas Bank CD		1.40%	06/20/18	06/20/17	1,019,652	1,019,652	100.00	1,019,652	81	1.40%
Legacy Texas Bank CD		1.45%	07/25/18	07/25/17	1,009,694	1,009,694	100.00	1,009,694	116	1.45%
East West Bank CD		1.78%	07/28/18	01/29/18	2,006,056	2,006,056	100.00	2,006,056	119	1.78%
East West Bank CD		1.86%	10/29/18	01/29/18	2,006,329	2,006,329	100.00	2,006,329	212	1.86%
Landmark Bank CD		1.52%	10/19/18	10/19/17	1,006,089	1,006,089	100.00	1,006,089	202	1.52%
Legacy Texas Bank CD		1.50%	10/25/18	07/25/17	1,010,030	1,010,030	100.00	1,010,030	208	1.50%
Landmark Bank CD		1.61%	01/19/19	10/19/17	2,013,156	2,013,156	100.00	2,013,156	294	1.61%
Legacy Texas Bank CD		1.55%	01/25/19	07/25/17	1,010,366	1,010,366	100.00	1,010,366	300	1.55%
East West Bank CD		2.00%	01/29/19	01/29/18	1,003,403	1,003,403	100.00	1,003,403	304	2.00%
Legacy Texas Bank CD		2.15%	02/20/19	02/20/18	1,011,179	1,011,179	100.00	1,011,179	326	2.15%
Legacy Texas Bank CD		2.22%	02/20/19	03/20/18	1,010,574	1,010,574	100.00	1,010,574	326	2.22%
Legacy Texas Bank CD		2.20%	02/26/19	02/23/18	2,003,375	2,003,375	100.00	2,003,375	332	2.20%
Landmark Bank CD		1.69%	04/19/19	10/19/17	2,013,635	2,013,635	100.00	2,013,635	384	1.69%
Legacy Texas Bank CD		1.60%	04/25/19	07/25/17	1,010,702	1,010,702	100.00	1,010,702	390	1.60%
Landmark Bank CD		1.76%	07/19/19	10/19/17	2,013,973	2,013,973	100.00	2,013,973	475	1.76%
Legacy Texas Bank CD		1.70%	07/25/19	07/25/17	2,022,748	2,022,748	100.00	2,022,748	481	1.70%
Legacy Texas Bank CD		2.30%	08/26/19	02/23/18	1,001,764	1,001,764	100.00	1,001,764	513	2.30%
Landmark Bank CD		1.81%	10/19/19	10/19/17	5,036,264	5,036,264	100.00	5,036,264	567	1.81%
						\$ 59,948,739		\$ 59,948,739	172	1.52%
									(1)	(2)

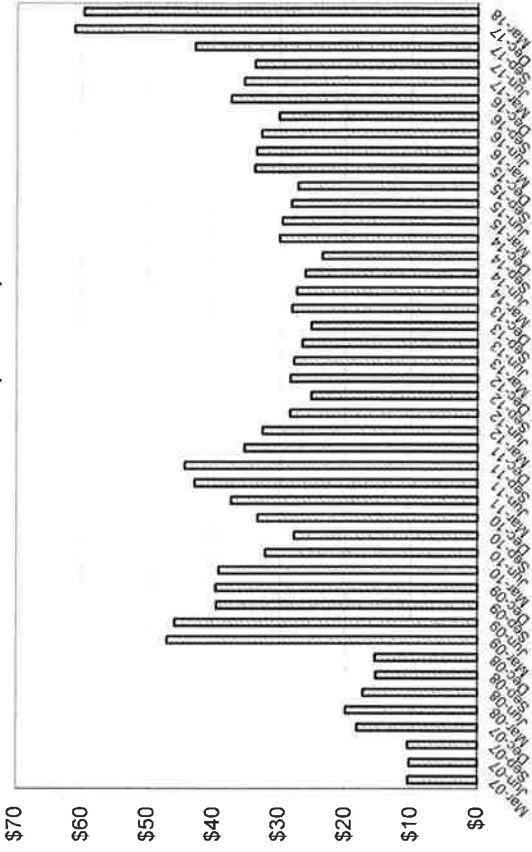
(1) **Weighted average life** - For purposes of calculating weighted average life, pool investments are assumed to have a one day maturity.

(2) **Weighted average yield to maturity** - The weighted average yield to maturity is based on adjusted book value, realized and unrealized gains/losses and investment advisory fees are not considered.

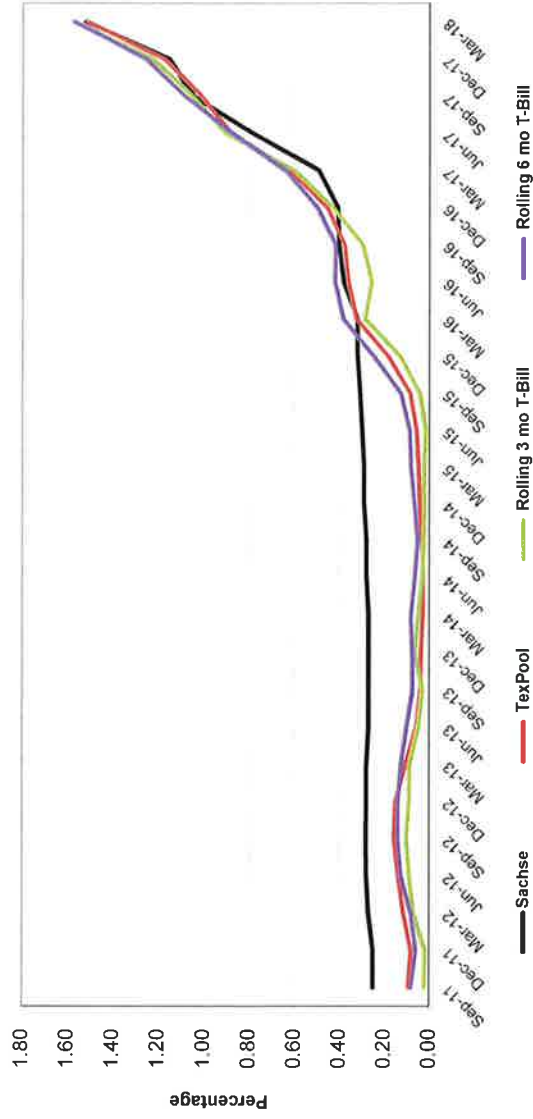
Portfolio Composition



Total Portfolio (Millions)



Total Portfolio Performance



Book Value Comparison

Description	Coupon/ Discount	Maturity Date	December 31, 2017			March 31, 2018		
			Original Face/Par Value	Book Value	Purchases/ Accretions	Amortizations/ Sales/Maturities	Original Face/Par Value	Book Value
ANB MMA	0.20%	04/01/18	\$ 18,463,537	\$ 18,463,537	\$ -	\$ (9,589,352)	\$ 8,874,184	\$ 8,874,184
BTH Bank MMA	2.00%	04/01/18	2,545,389	2,545,389	12,818		2,558,207	2,558,207
NexBank MMA	1.81%	04/01/18	11,085,723	11,085,723	47,719		11,133,442	11,133,442
TexPool	1.52%	04/01/18	6,132,479	6,132,479	1,024,219		7,156,697	7,156,697
Legacy Texas Bank CD	1.10%	01/20/18	1,007,377	1,007,377		(1,007,377)	-	-
Legacy Texas Bank CD	1.13%	02/20/18	1,007,579	1,007,579		(1,007,579)	-	-
Legacy Texas Bank CD	1.15%	03/20/18	1,007,714	1,007,714		(1,007,714)	-	-
Legacy Texas Bank CD	1.15%	05/10/18	1,014,339	1,014,339	2,879		1,017,218	1,017,218
Legacy Texas Bank CD	1.40%	06/20/18	1,016,141	1,016,141	3,512		1,019,652	1,019,652
Legacy Texas Bank CD	1.45%	07/25/18	1,006,093	1,006,093	3,601		1,009,694	1,009,694
East West Bank CD	1.78%	07/28/18	-	-	2,006,056		2,006,056	2,006,056
East West Bank CD	1.86%	10/29/18	-	-	2,006,329		2,006,329	2,006,329
Landmark Bank CD	1.52%	10/19/18	1,002,542	1,002,542	3,547		1,006,089	1,006,089
Legacy Texas Bank CD	1.50%	10/25/18	1,006,304	1,006,304	3,726		1,010,030	1,010,030
Landmark Bank CD	1.61%	01/19/19	2,005,653	2,005,653	7,503		2,013,156	2,013,156
Legacy Texas Bank CD	1.55%	01/25/19	1,006,514	1,006,514	3,852		1,010,366	1,010,366
East West Bank CD	2.00%	01/29/19	-	-	1,003,403		1,003,403	1,003,403
Legacy Texas Bank CD	2.15%	02/20/19	-	-	1,011,179		1,011,179	1,011,179
Legacy Texas Bank CD	2.22%	02/20/19	-	-	1,010,574		1,010,574	1,010,574
Legacy Texas Bank CD	2.20%	02/26/19	-	-	2,003,375		2,003,375	2,003,375
Landmark Bank CD	1.69%	04/19/19	2,005,653	2,005,653	7,983		2,013,635	2,013,635
Legacy Texas Bank CD	1.60%	04/25/19	1,006,725	1,006,725	3,977		1,010,702	1,010,702
Landmark Bank CD	1.76%	07/19/19	2,005,653	2,005,653	8,321		2,013,973	2,013,973
Legacy Texas Bank CD	1.70%	07/25/19	2,014,293	2,014,293	8,455		2,022,748	2,022,748
Legacy Texas Bank CD	2.30%	08/26/19	-	-	1,001,764		1,001,764	1,001,764
Landmark Bank CD	1.81%	10/19/19	5,015,136	5,015,136	21,128		5,036,264	5,036,264
TOTAL			\$ 61,354,841	\$ 61,354,841	\$ 11,205,920	\$ (12,612,022)	\$ 59,948,739	\$ 59,948,739

Market Value Comparison

Description	Coupon/ Discount	Maturity Date	December 31, 2017		March 31, 2018		
			Original Face/Par Value	Market Value	Qtr to Qtr Change	Original Face/Par Value	Market Value
ANB MMA	0.20%	04/01/18	\$ 18,463,537	\$ 18,463,537	\$ (9,589,352)	\$ 8,874,184	\$ 8,874,184
BTH Bank MMA	2.00%	04/01/18	2,545,389	2,545,389	12,818	2,558,207	2,558,207
NexBank MMA	1.81%	04/01/18	11,085,723	11,085,723	47,719	11,133,442	11,133,442
TexPool	1.52%	04/01/18	6,132,479	6,132,479	1,024,219	7,156,697	7,156,697
LegacyTexas Bank CD	1.10%	01/20/18	1,007,377	1,007,377	(1,007,377)	-	-
LegacyTexas Bank CD	1.13%	02/20/18	1,007,579	1,007,579	(1,007,579)	-	-
LegacyTexas Bank CD	1.15%	03/20/18	1,007,714	1,007,714	(1,007,714)	-	-
LegacyTexas Bank CD	1.15%	05/10/18	1,014,339	1,014,339	2,879	1,017,218	1,017,218
LegacyTexas Bank CD	1.40%	06/20/18	1,016,141	1,016,141	3,512	1,019,652	1,019,652
LegacyTexas Bank CD	1.45%	07/25/18	1,006,093	1,006,093	3,601	1,009,694	1,009,694
East West Bank CD	1.78%	07/28/18	-	-	2,006,056	2,006,056	2,006,056
East West Bank CD	1.86%	10/29/18	-	-	2,006,329	2,006,329	2,006,329
Landmark Bank CD	1.52%	10/19/18	1,002,542	1,002,542	3,547	1,006,089	1,006,089
LegacyTexas Bank CD	1.50%	10/25/18	1,006,304	1,006,304	3,726	1,010,030	1,010,030
Landmark Bank CD	1.61%	01/19/19	2,005,653	2,005,653	7,503	2,013,156	2,013,156
LegacyTexas Bank CD	1.55%	01/25/19	1,006,514	1,006,514	3,852	1,010,366	1,010,366
East West Bank CD	2.00%	01/29/19	-	-	1,003,403	1,003,403	1,003,403
LegacyTexas Bank CD	2.15%	02/20/19	-	-	1,011,179	1,011,179	1,011,179
LegacyTexas Bank CD	2.22%	02/20/19	-	-	1,010,574	1,010,574	1,010,574
LegacyTexas Bank CD	2.20%	02/26/19	-	-	2,003,375	2,003,375	2,003,375
Landmark Bank CD	1.69%	04/19/19	2,005,653	2,005,653	7,983	2,013,635	2,013,635
LegacyTexas Bank CD	1.60%	04/25/19	1,006,725	1,006,725	3,977	1,010,702	1,010,702
Landmark Bank CD	1.76%	07/19/19	2,005,653	2,005,653	8,321	2,013,973	2,013,973
LegacyTexas Bank CD	1.70%	07/25/19	2,014,293	2,014,293	8,455	2,022,748	2,022,748
LegacyTexas Bank CD	2.30%	08/26/19	-	-	1,001,764	1,001,764	1,001,764
Landmark Bank CD	1.81%	10/19/19	5,015,136	5,015,136	21,128	5,036,264	5,036,264
TOTAL			\$ 61,354,841	\$ 61,354,841	\$ (1,406,102)	\$ 59,948,739	\$ 59,948,739

Allocation

March 31, 2018

Book & Market Value	Total	GO I&S	General Fund	W/S Restricted	W/S Operations	Capital Project	2009 GO Bonds	2017 CO
ANB MMA	\$ 8,874,184	\$1,033,562	\$ 995,094	\$ 235,879	\$ 299,151	\$265,434	\$ 2,500,198	\$ -
BTH Bank MMA	2,558,207	236,325	762,509		687,872	18,756	176,670	
NexBank MMA	11,133,442	182,012	1,168,668		718,368	646,225	68,607	6,066,252
TexPool	7,156,697		3,935,140		1,042,070			974,542
05/10/18–LegacyTexas Bank CD	1,017,218		1,017,218					
06/20/18–LegacyTexas Bank CD	1,019,652				1,019,652			1,009,694
07/25/18–LegacyTexas Bank CD	1,009,694							
07/28/18–East West Bank CD	2,006,056		2,006,056					
10/29/18–East West Bank CD	2,006,329		2,006,329					
10/19/18–Landmark Bank CD	1,006,089				1,006,089			
10/25/18–LegacyTexas Bank CD	1,010,030							1,010,030
01/19/19–Landmark Bank CD	2,013,156							
01/25/19–LegacyTexas Bank CD	1,010,366							
01/29/19–East West Bank CD	1,003,403		1,003,403					1,010,366
02/20/19–LegacyTexas Bank CD	1,011,179							
02/20/19–LegacyTexas Bank CD	1,010,574							
02/26/19–LegacyTexas Bank CD	2,003,375		2,003,375					
04/19/19–Landmark Bank CD	2,013,635							
04/25/19–LegacyTexas Bank CD	1,010,702							1,010,702
07/19/19–Landmark Bank CD	2,013,973							
07/25/19–LegacyTexas Bank CD	2,022,748							
08/26/19–LegacyTexas Bank CD	1,001,764				1,001,764			2,022,748
10/19/19–Landmark Bank CD	5,036,264							
Totals	\$ 59,948,739	\$ 1,451,898	\$ 14,897,791	\$ 235,879	\$ 5,774,967	\$ 930,415	\$ 2,745,475	\$ 13,104,334

Allocation (continued)

March 31, 2018

Book & Market Value	2017A CO	Restricted Park Develop.	Restricted General	Restricted Water Impact	Restricted Sewer Impact	Restricted Roadway	Street Maint.	Health Insurance	EDC
ANB MMA	\$ (198,950)	\$ 474,875	\$ 416,029	\$ 609,162	\$ 567,859	\$ 446,358	\$ 403,479	\$ 408,163	\$ 417,891
BTH Bank MMA		144,393	126,500	73,770	68,768	54,054	43,034	48,065	117,491
NexBank MMA				735,434	685,569	538,882			323,427
TexPool				452,148	421,491	331,307			
05/10/18–Legacy Texas Bank CD									
06/20/18–Legacy Texas Bank CD									
07/25/18–Legacy Texas Bank CD									
07/28/18–East West Bank CD									
10/29/18–East West Bank CD									
10/19/18–Landmark Bank CD									
10/25/18–Legacy Texas Bank CD									
01/19/19–Landmark Bank CD	2,013,156								
01/25/19–Legacy Texas Bank CD									
01/29/19–East West Bank CD									
02/20/19–Legacy Texas Bank CD									
02/20/19–Legacy Texas Bank CD									
02/26/19–Legacy Texas Bank CD									
04/19/19–Landmark Bank CD	2,013,635								
04/25/19–Legacy Texas Bank CD									
07/19/19–Landmark Bank CD	2,013,973								
07/25/19–Legacy Texas Bank CD									
08/26/19–Legacy Texas Bank CD									
10/19/19–Landmark Bank CD	5,036,264								
Totals	\$ 10,878,079	\$ 619,268	\$ 542,529	\$ 1,870,514	\$ 1,743,687	\$ 3,392,353	\$ 446,513	\$ 456,228	\$ 858,809

Allocation

December 31, 2017

Book & Market Value	Total	GO I&S	General Fund	W/S Restricted	W/S Operations	Capital Project	2009 GO Bonds	2017 CO
ANB MMA	\$ 18,463,537	\$2,864,959	\$ 7,084,226	\$ 235,879	\$ 2,458,359	\$ 44,521	\$ 2,718,989	\$ -
BTH Bank MMA	2,545,389	235,140	758,689		684,425	3,133	191,314	
NexBank MMA	11,085,723	181,656	866,757		1,503,986	3,451	210,771	6,040,252
TexPool	6,132,479		3,421,823		538,544			971,244
01/20/18–LegacyTexas Bank CD	1,007,377		1,007,377					
02/20/18–LegacyTexas Bank CD	1,007,579							
03/20/18–LegacyTexas Bank CD	1,007,714							
05/10/18–LegacyTexas Bank CD	1,014,339		1,014,339					
06/20/18–LegacyTexas Bank CD	1,016,141				1,016,141			1,006,093
07/25/18–LegacyTexas Bank CD	1,006,093							
10/19/18–Landmark Bank CD	1,002,542				1,002,542			1,006,304
10/25/18–LegacyTexas Bank CD	1,006,304							
01/19/19–Landmark Bank CD	2,005,653							
01/25/19–LegacyTexas Bank CD	1,006,514							1,006,514
04/19/19–Landmark Bank CD	2,005,653							
04/25/19–LegacyTexas Bank CD	1,006,725							1,006,725
07/19/19–Landmark Bank CD	2,005,653							
07/25/19–LegacyTexas Bank CD	2,014,293							2,014,293
10/19/19–Landmark Bank CD	5,015,136							
Totals	\$ 61,354,841	\$ 3,281,755	\$ 14,153,211	\$ 235,879	\$ 7,203,996	\$ 51,105	\$ 3,121,075	\$ 13,051,424

Allocation (continued)

December 31, 2017

Book & Market Value	2017A CO	Restricted Park Develop.	Restricted General	Restricted Water Impact	Restricted Sewer Impact	Restricted Roadway	Street Maint.	Health Insurance	EDC
ANB MMA	\$ (198,950)	\$ 466,707	\$ 410,723	\$ 510,442	\$ 489,641	\$ 387,937	\$ 302,854	\$ 365,948	\$ 321,302
BTH Bank MMA		143,364	126,171	71,934	69,003	54,670	42,819	47,824	116,902
NexBank MMA				719,336	690,022	546,697			322,795
TexPool				1,200,868					
01/20/18–Legacy Texas Bank CD									
02/20/18–Legacy Texas Bank CD									
03/20/18–Legacy Texas Bank CD									
05/10/18–Legacy Texas Bank CD									
06/20/18–Legacy Texas Bank CD									
07/25/18–Legacy Texas Bank CD									
10/19/18–Landmark Bank CD									
10/25/18–Legacy Texas Bank CD									
01/19/19–Landmark Bank CD	2,005,653								
01/25/19–Legacy Texas Bank CD									
04/19/19–Landmark Bank CD	2,005,653								
04/25/19–Legacy Texas Bank CD									
07/19/19–Landmark Bank CD	2,005,653								
07/25/19–Legacy Texas Bank CD									
10/19/19–Landmark Bank CD	5,015,136								
Totals	\$ 10,833,144	\$ 610,071	\$ 536,894	\$ 2,502,580	\$ 1,248,667	\$ 3,004,596	\$ 345,673	\$ 413,772	\$ 760,999

City of Sachse, TX
Investment Portfolios
January 31, 2018

Source	Description	Cusip/ Ref	Purchase Date	Maturity Date	Coupon (Int. Rate)	Days to Maturity	Book Value			Market Value			
							Principal Invested	Beginning of Month	Change ¹	End of Month	Beginning of Month	Change	End of Month
GO Bond I&S Fund	Money Market	114512	1/31/2018	2/1/2018	0.2000%	1	2,864,959	2,864,959	955,572	3,820,531	2,864,959	955,572	3,820,531
GO Bond I&S Fund	Money Market	BTH	1/31/2018	2/1/2018	2.0100%	1	235,140	235,140	401	235,541	235,140	401	235,541
GO Bond I&S Fund	Money Market	NexBank	1/31/2018	2/1/2018	1.7200%	1	181,656	181,656	121	181,777	181,656	121	181,777
Total							3,281,755	3,281,755	956,094	4,237,849	3,281,755	956,094	4,237,849
General Fund													
General Fund	TexPool	1111-000	1/31/2018	2/1/2018	1.2989%	1	3,421,823	3,421,823	504,211	3,926,034	3,421,823	504,211	3,926,034
General Fund	Money Market	114512	1/31/2018	2/1/2018	0.2000%	1	7,084,226	7,084,226	(2,408,086)	4,676,140	7,084,226	(2,408,086)	4,676,140
General Fund	Money Market	BTH	1/31/2018	2/1/2018	2.0100%	1	758,689	758,689	1,293	759,982	758,689	1,293	759,982
General Fund	Money Market	NexBank	1/31/2018	2/1/2018	1.7200%	1	866,757	866,757	577	867,334	866,757	577	867,334
General Fund	CD	172491125	1/29/2018	7/28/2018	1.7800%	178	2,000,000	2,000,000	0	2,000,000	2,000,000	0	2,000,000
General Fund	CD	60050001747	5/1/2017	5/10/2018	1.7500%	99	1,007,526	1,014,339	990	1,015,329	1,014,339	990	1,015,329
General Fund	CD	172058469	1/29/2018	10/29/2018	1.8600%	271	2,000,000	2,000,000	0	2,000,000	2,000,000	0	2,000,000
General Fund	CD	1649	4/20/2017	1/20/2018	1.1000%		1,000,000	1,007,377	(1,007,377)	0	1,007,377	(1,007,377)	0
General Fund	CD	172052428	1/29/2018	1/29/2019	2.0000%	363	1,000,000	1,000,000	0	1,000,000	1,000,000	0	1,000,000
Total							19,139,021	14,153,211	2,091,608	16,244,818	14,153,211	2,091,608	16,244,818
Water and Sewer Fund													
WS Restricted Fund	Money Market	114512	1/31/2018	2/1/2018	0.2000%	1	235,879	235,879	0	235,879	235,879	0	235,879
WS Operations	Money Market	114512	1/31/2018	2/1/2018	0.2000%	1	2,458,359	2,458,359	(371,126)	2,087,233	2,458,359	(371,126)	2,087,233
WS Operations	Money Market	BTH	1/31/2018	2/1/2018	2.0100%	1	684,425	684,425	1,167	685,592	684,425	1,167	685,592
WS Operations	Money Market	NexBank	1/31/2018	2/1/2018	1.7200%	1	1,503,986	1,503,986	5,015	1,509,001	1,503,986	5,015	1,509,001
WS 2017CO	Money Market	3886 2017CO	1/31/2018	2/1/2018	1.4700%	1	6,040,252	6,040,252	8,822	6,049,074	6,040,252	8,822	6,049,074
WS Operations	TexPool	1111-000	1/31/2018	2/1/2018	1.2989%	1	538,544	538,544	501,115	1,039,659	538,544	501,115	1,039,659
WS 2017CO	TexPool	1-000 2017CO	1/31/2018	2/1/2018	1.2989%	1	971,244	971,244	1,043	972,287	971,244	1,043	972,287
WS 2017CO	CD	1917 2017CO	7/25/2017	7/25/2018	1.4500%	175	1,000,000	1,006,093	1,239	1,007,332	1,006,093	1,239	1,007,332
WS 2017CO	CD	1918 2017CO	7/25/2017	10/25/2018	1.5000%	267	1,000,000	1,006,304	1,282	1,007,586	1,006,304	1,282	1,007,586
WS 2017CO	CD	1919 2017CO	7/25/2017	1/25/2019	1.5500%	359	1,000,000	1,006,514	1,325	1,007,839	1,006,514	1,325	1,007,839
WS 2017CO	CD	1920 2017CO	7/25/2017	4/25/2019	1.6000%	449	1,000,000	1,006,725	1,368	1,008,093	1,006,725	1,368	1,008,093
WS 2017CO	CD	1921 2017CO	7/25/2017	7/25/2019	1.7000%	540	1,000,000	2,014,293	2,908	2,017,201	2,014,293	2,908	2,017,201
WS	CD	7081	10/19/2017	10/19/2018	1.5200%	261	1,000,000	1,002,542	1,294	1,003,836	1,002,542	1,294	1,003,836
WS	CD	1810	6/20/2017	6/20/2018	1.4000%	140	1,000,000	1,016,141	1,208	1,017,349	1,016,141	1,208	1,017,349
Total							20,432,689	20,491,299	156,660	20,647,959	20,491,299	156,660	20,647,959
Capital Project Funds													
Capital Project Funds	Money Market	114512	1/31/2018	2/1/2018	0.2000%	1	44,521	44,521	(4,166)	40,355	44,521	(4,166)	40,355
Capital Project Funds	Money Market	BTH	1/31/2018	2/1/2018	2.0100%	1	3,133	3,133	(431)	2,702	3,133	(431)	2,702
Capital Project Funds	Money Market	NexBank	1/31/2018	2/1/2018	1.7200%	1	3,451	3,451	(477)	2,974	3,451	(477)	2,974
2009 GO Bonds	Money Market	114512	1/31/2018	2/1/2018	0.2000%	1	2,718,989	2,718,989	150,222	2,869,211	2,718,989	150,222	2,869,211
2009 GO Bonds	Money Market	BTH	1/31/2018	2/1/2018	2.0100%	1	191,314	191,314	763	192,077	191,314	763	192,077
2009 GO Bonds	Money Market	NexBank	1/31/2018	2/1/2018	1.7200%	1	210,771	210,771	621	211,392	210,771	621	211,392
2017A CO Bonds	Money Market	114512	1/31/2018	2/1/2018	0.2000%	1	(198,950)	(198,950)	0	(198,950)	(198,950)	0	(198,950)
2017A CO Bonds	CD	7123	10/19/2017	10/19/2019	1.8100%	626	5,000,000	5,015,136	7,710	5,022,846	5,015,136	7,710	5,022,846
2017A CO Bonds	CD	7115	10/19/2017	7/19/2019	1.7600%	534	2,000,000	2,005,653	2,879	2,008,532	2,005,653	2,879	2,008,532
2017A CO Bonds	CD	7107	10/19/2017	4/19/2019	1.6900%	443	2,000,000	2,005,653	2,879	2,008,532	2,005,653	2,879	2,008,532
2017A CO Bonds	CD	7099	10/19/2017	1/19/2019	1.6100%	353	2,000,000	2,005,653	2,879	2,008,532	2,005,653	2,879	2,008,532
Total							13,973,229	14,005,323	162,879	14,168,199	14,005,323	162,879	14,168,199
Special Revenue Funds													
Restricted Park Development Fee Fun.	Money Market	114512	1/31/2018	2/1/2018	0.2000%	1	466,707	466,707	5,728	472,435	466,707	5,728	472,435
Restricted Park Development Fee Fun.	Money Market	BTH	1/31/2018	2/1/2018	2.0100%	1	143,364	143,364	2,089	145,453	143,364	2,089	145,453
Restricted General Fund	Money Market	114512	1/31/2018	2/1/2018	0.2000%	1	410,723	410,723	(6,213)	404,510	410,723	(6,213)	404,510
Restricted General Fund	Money Market	BTH	1/31/2018	2/1/2018	2.0100%	1	126,171	126,171	(1,630)	124,541	126,171	(1,630)	124,541
Total							1,146,965	1,146,965	(26)	1,146,940	1,146,965	(26)	1,146,940

City of Sachse, TX
Investment Portfolios
January 31, 2018

Source	Description	CUSIP/ Ref	Purchase Date	Maturity Date	Coupon (Int. Rate)	Days to Maturity	Principal Invested	Book Value			Market Value		
								Beginning of Month	Change 1	End of Month	Beginning of Month	Change	End of Month
Impact Fee Fund	Restricted Water Impact Fee	114512	1/31/2018	2/1/2018	0.2000%	1	510,442	57,278	567,720	510,442	57,278	567,720	
	Restricted Water Impact Fee	BTH	1/31/2018	2/1/2018	2.0100%	1	71,934	1,710	73,644	71,934	1,710	73,644	
	Restricted Water Impact Fee	NexBank	1/31/2018	2/1/2018	1.7200%	1	719,336	16,326	735,662	719,336	16,326	735,662	
	Restricted Water Impact Fee	1111-000	12/31/2017	1/1/2018	1.2989%	1	441,617	10,208	451,825	441,617	10,208	451,825	
	Restricted Sewer Impact Fee	114512	1/31/2018	2/1/2018	0.2000%	1	489,641	46,814	536,455	489,641	46,814	536,455	
	Restricted Sewer Impact Fee	BTH	1/31/2018	2/1/2018	2.0100%	1	69,003	585	69,588	69,003	585	69,588	
	Restricted Sewer Impact Fee	NexBank	1/31/2018	2/1/2018	1.7200%	1	690,022	5,127	695,149	690,022	5,127	695,149	
	Restricted Sewer Impact Fee	1111-000	12/31/2017	1/1/2018	1.7800%	1	423,621	3,321	426,942	423,621	3,321	426,942	
	Restricted Roadway Impact Fee	114512	1/31/2018	2/1/2018	0.2000%	1	387,937	18,404	406,341	387,937	18,404	406,341	
	Restricted Roadway Impact Fee	BTH	1/31/2018	2/1/2018	2.0100%	1	54,670	(1,960)	52,710	54,670	(1,960)	52,710	
	Restricted Roadway Impact Fee	NexBank	1/31/2018	2/1/2018	1.7200%	1	546,697	(20,153)	526,544	546,697	(20,153)	526,544	
	Restricted Roadway Impact Fee	1111-000	12/31/2017	1/1/2018	2.0000%	1	335,630	(12,240)	323,390	335,630	(12,240)	323,390	
	Impact Fee Fund	1650	4/20/2017	2/20/2018	1.1300%	20	1,000,000	967	1,008,546	1,007,579	967	1,008,546	
	Impact Fee Fund	1651	4/20/2017	3/20/2018	1.1500%	48	1,000,000	984	1,008,698	1,007,714	984	1,008,698	
							6,740,550	127,371	6,868,213	6,755,844	127,371	6,883,213	
Sheet Maintenance Fund	Street Maintenance Tax	114512	1/31/2018	2/1/2018	0.2000%	1	302,854	29,791	332,645	302,854	29,791	332,645	
	Street Maintenance Tax	BTH	1/31/2018	2/1/2018	2.0100%	1	42,819	73	42,892	42,819	73	42,892	
	Total						345,673	29,864	375,537	345,673	29,864	375,537	
Health Insurance Fund	Health Insurance	114512	1/31/2018	2/1/2018	0.2000%	1	365,948	15,100	381,048	365,948	15,100	381,048	
	Health Insurance	BTH	1/31/2018	2/1/2018	2.0100%	1	47,824	82	47,906	47,824	82	47,906	
	Total						413,772	15,182	428,953	413,772	15,182	428,953	
EDC Fund	EDC PMMKT	114512	1/31/2018	2/1/2018	0.2700%	1	321,302	33,599	354,901	321,302	33,599	354,901	
	EDC PMMKT	BTH	1/31/2018	2/1/2018	2.0100%	1	116,902	200	117,102	116,902	200	117,102	
	EDC PMMKT	NexBank	1/31/2018	2/1/2018	1.7200%	1	322,795	215	323,010	322,795	215	323,010	
	Total						760,999	34,014	795,012	760,999	34,014	795,012	
							66,234,653	3,573,646	64,928,481	61,354,841	3,573,646	64,928,481	

Summary of Portfolios by Security Type

01/31/18

Security Type	Percent of Total (Book Value)	Average # of days	Average Yield	Book Value			Market Value			
				Principal Invested	Beginning of Month	Change	End of Month	Beginning of Month	Change	End of Month
Money Market Account	47.19%	1	1.2145%	32,293,598	32,094,648	-1,456,547	30,638,095	32,094,648	-1,456,547	30,638,095
TexPool	11.00%	1	1.4959%	4,931,611	6,132,479	1,007,658	7,140,137	6,132,479	1,007,658	7,140,137
CD's	41.82%	302	1.5422%	28,007,526	23,127,716	4,022,535	27,150,249	23,127,716	4,022,535	27,150,249
Total	100.00%			65,232,735	61,354,841	3,573,646	64,928,481	61,354,841	3,573,646	64,928,481

1Change = Investment activity including earnings deposits and withdrawals.

City of Sachse, TX
Investment Portfolios
February 28, 2018

Source	Description	Cusip/ Ref	Purchase Date	Maturity Date	Coupon (Int. Rate)	Days to Maturity	Book Value			Market Value		
							Principal Invested	Beginning of Month	Change1	End of Month	Beginning of Month	Change
Debt Service												
GO Bond I&S Fund	Money Market	114512	2/28/2018	3/1/2018	0.2000%	1	3,820,531	3,820,531	(2,818,403)	1,002,128	(2,818,403)	1,002,128
GO Bond I&S Fund	Money Market	BTH	2/28/2018	3/1/2018	2.1500%	1	235,541	235,541	389	235,930	389	235,930
GO Bond I&S Fund	Money Market	NexBank	2/28/2018	3/1/2018	1.7200%	1	181,777	181,777	109	181,886	109	181,886
Total							4,237,849	4,237,849	(2,817,905)	1,419,944	(2,817,905)	1,419,944
General Fund												
General Fund	TexPool	1111-000	2/28/2018	3/1/2018	1.3438%	1	3,926,034	3,926,034	4,047	3,930,081	4,047	3,930,081
General Fund	Money Market	114512	2/28/2018	3/1/2018	0.2000%	1	4,676,140	4,676,140	(2,232,722)	2,443,418	(2,232,722)	2,443,418
General Fund	Money Market	BTH	2/28/2018	3/1/2018	2.1500%	1	759,982	759,982	1,255	761,237	1,255	761,237
General Fund	Money Market	NexBank	2/28/2018	3/1/2018	1.7200%	1	867,334	867,334	300,527	1,167,861	300,527	1,167,861
General Fund	CD	172491125	1/29/2018	7/28/2018	1.7800%	150	2,000,000	2,000,000	3,026	2,003,026	3,026	2,003,026
General Fund	CD	160050001747	5/1/2017	5/10/2018	1.1500%	71	1,007,526	1,015,329	992	1,016,321	992	1,016,321
General Fund	CD	172058469	1/29/2018	10/29/2018	1.8600%	243	2,000,000	2,000,000	3,162	2,003,162	3,162	2,003,162
General Fund	CD	60050002941	2/23/2018	2/26/2019	2.2000%	363	2,000,000	2,000,000	0	2,000,000	0	2,000,000
General Fund	CD	172052428	1/29/2018	1/29/2019	2.0000%	335	1,000,000	1,000,000	1,700	1,001,700	1,700	1,001,700
Total							18,237,016	16,244,818	81,987	16,326,805	81,987	16,326,805
Water and Sewer Fund												
W/S Restricted Fund	Money Market	114512	2/28/2018	3/1/2018	0.2000%	1	235,879	235,879	235,879	235,879	0	235,879
W/S Operations	Money Market	114512	2/28/2018	3/1/2018	0.2000%	1	2,087,233	2,087,233	(2,037,042)	50,191	(2,037,042)	50,191
W/S Operations	Money Market	BTH	2/28/2018	3/1/2018	2.1500%	1	685,592	685,592	1,132	686,724	1,132	686,724
W/S Operations	Money Market	NexBank	2/28/2018	3/1/2018	1.7200%	1	1,509,001	1,509,001	(295,468)	1,213,533	(295,468)	1,213,533
W/S 2017CO	Money Market	3886 2017CO	2/28/2018	3/1/2018	1.4700%	1	6,049,074	6,049,074	7,981	6,057,055	7,981	6,057,055
W/S Operations	TexPool	1111-000	2/28/2018	3/1/2018	1.3438%	1	1,039,659	1,039,659	1,072	1,040,731	1,072	1,040,731
W/S 2017CO	TexPool	1-000 2017CO	2/28/2018	3/1/2018	1.3438%	1	972,287	972,287	1,002	973,289	1,002	973,289
W/S 2017CO	CD	1917 2017CO	7/25/2017	7/25/2018	1.4500%	147	1,000,000	1,007,332	1,240	1,008,572	1,240	1,008,572
W/S 2017CO	CD	1918 2017CO	7/25/2017	10/25/2018	1.5000%	239	1,000,000	1,007,586	1,283	1,008,869	1,283	1,008,869
W/S 2017CO	CD	1919 2017CO	7/25/2017	1/25/2019	1.5500%	331	1,000,000	1,007,839	1,327	1,009,166	1,327	1,009,166
W/S 2017CO	CD	1920 2017CO	7/25/2017	4/25/2019	1.6000%	421	1,000,000	1,008,093	1,370	1,009,463	1,370	1,009,463
W/S 2017CO	CD	1921 2017CO	7/25/2017	7/25/2019	1.7000%	512	2,000,000	2,017,201	2,913	2,020,114	2,913	2,020,114
W/S	CD	2943	2/23/2018	8/26/2019	2.3000%	544	1,000,000	1,000,000	0	1,000,000	0	1,000,000
W/S	CD	7081	10/19/2017	10/19/2018	1.5200%	233	1,000,000	1,003,836	1,171	1,005,007	1,171	1,005,007
W/S	CD	1810	6/20/2017	6/20/2018	1.4000%	112	1,000,000	1,017,349	1,210	1,018,559	1,210	1,018,559
Total							21,578,725	20,647,959	(1,310,809)	19,337,150	(1,310,809)	19,337,150
Capital Project Funds												
Capital Project Funds	Money Market	114512	2/28/2018	3/1/2018	0.2000%	1	40,355	40,355	139,841	180,196	139,841	180,196
Capital Project Funds	Money Market	BTH	2/28/2018	3/1/2018	2.1500%	1	2,702	2,702	8,912	11,614	8,912	11,614
Capital Project Funds	Money Market	NexBank	2/28/2018	3/1/2018	1.7200%	1	2,974	2,974	9,794	12,768	9,794	12,768
2009 GO Bonds	Money Market	114512	2/28/2018	3/1/2018	0.2000%	1	2,869,211	2,869,211	(22,295)	2,846,916	(22,295)	2,846,916
2009 GO Bonds	Money Market	BTH	2/28/2018	3/1/2018	2.1500%	1	192,077	192,077	(8,591)	183,486	(8,591)	183,486
2009 GO Bonds	Money Market	NexBank	2/28/2018	3/1/2018	1.7200%	1	211,392	211,392	(9,667)	201,725	(9,667)	201,725
2017A CO Bonds	Money Market	114512	2/28/2018	3/1/2018	0.2000%	1	(198,950)	(198,950)	0	(198,950)	0	(198,950)
2017A CO Bonds	CD	7123	10/19/2017	10/19/2019	1.8100%	598	5,022,846	5,022,846	6,974	5,029,820	6,974	5,029,820
2017A CO Bonds	CD	7115	10/19/2017	7/19/2019	1.7600%	506	2,008,532	2,008,532	2,603	2,011,135	2,603	2,011,135
2017A CO Bonds	CD	7107	10/19/2017	4/19/2019	1.6900%	415	2,008,532	2,008,532	2,603	2,011,135	2,603	2,011,135
2017A CO Bonds	CD	7099	10/19/2017	1/19/2019	1.6100%	325	2,008,532	2,008,532	2,603	2,011,135	2,603	2,011,135
Total							14,168,203	14,168,199	132,777	14,300,982	132,777	14,300,982
Special Revenue Funds												
Restricted Park Development Fee Fur. Money Market	Money Market	114512	2/28/2018	3/1/2018	0.2000%	1	472,435	472,435	7,148	479,583	7,148	479,583
Restricted Park Development Fee Fur. Money Market	Money Market	BTH	2/28/2018	3/1/2018	2.1500%	1	145,453	145,453	307	145,760	307	145,760
Restricted General Fund	Money Market	114512	2/28/2018	3/1/2018	0.2000%	1	404,510	404,510	5,715	410,225	5,715	410,225
Restricted General Fund	Money Market	BTH	2/28/2018	3/1/2018	2.1500%	1	124,541	124,541	139	124,680	139	124,680
Total							1,146,939	1,146,940	13,309	1,160,248	13,309	1,160,248

City of Sachse, TX
Investment Portfolios
February 28, 2018

Source	Description	CUSIP/ Ref	Purchase Date	Maturity Date	Coupon (Int. Rate)	Days to Maturity	Book Value			Market Value		
							Principal Invested	Beginning of Month	Change ¹	End of Month	Beginning of Month	Change
Restricted Water Impact Fee	Money Market	114512	2/28/2018	3/1/2018	0.2000%	1	567,720	567,720	35,491	567,720	35,491	603,211
Restricted Water Impact Fee	Money Market	BTH	2/28/2018	3/1/2018	2.1500%	1	73,644	73,644	92	73,644	92	73,736
Restricted Water Impact Fee	Money Market	NexBank	2/28/2018	3/1/2018	1.7200%	1	735,662	735,662	151	735,813	151	735,813
Restricted Water Impact Fee	Texpool	1111-000	12/31/2017	1/1/2018	1.3438%	1	451,825	451,825	287	452,112	287	452,112
Restricted Water Impact Fee	Money Market	114512	2/28/2018	3/1/2018	0.2000%	1	536,455	536,455	28,926	565,381	28,926	565,381
Restricted Sewer Impact Fee	Money Market	BTH	2/28/2018	3/1/2018	2.1500%	1	69,588	69,588	(477)	69,111	(477)	69,111
Restricted Sewer Impact Fee	Money Market	NexBank	2/28/2018	3/1/2018	1.7200%	1	695,149	695,149	(5,483)	689,666	(5,483)	689,666
Restricted Sewer Impact Fee	Texpool	1111-000	12/31/2017	1/1/2018	1.7800%	1	426,942	426,942	(3,185)	423,757	(3,185)	423,757
Restricted Roadway Impact Fee	Money Market	114512	2/28/2018	3/1/2018	0.2000%	1	406,341	406,341	30,649	436,990	30,649	436,990
Restricted Roadway Impact Fee	Money Market	BTH	2/28/2018	3/1/2018	2.1500%	1	52,710	52,710	707	53,417	707	53,417
Restricted Roadway Impact Fee	Money Market	NexBank	2/28/2018	3/1/2018	1.7200%	1	526,544	526,544	6,508	533,052	6,508	533,052
Restricted Roadway Impact Fee	Texpool	1111-000	12/31/2017	1/1/2018	2.0000%	1	323,390	323,390	4,138	327,528	4,138	327,528
Impact Fee Fund	CD	1650/2918	2/20/2018	2/20/2019	2.1500%	357	1,009,514	1,008,546	968	1,009,514	968	1,009,514
Impact Fee Fund	CD	1651	4/20/2017	3/20/2018	1.1500%	20	1,000,000	1,008,698	985	1,009,683	985	1,009,683

Street Maintenance Fund

Street Maintenance Tax	Money Market	114512	2/28/2018	3/1/2018	0.2000%	1	332,645	332,645	44,870	377,515	44,870	377,515
Street Maintenance Tax	Money Market	BTH	2/28/2018	3/1/2018	2.1500%	1	42,892	42,892	70	42,962	70	42,962
Total							375,537	375,537	44,940	420,477	44,940	420,477

Health Insurance Fund

Health Insurance	Money Market	114512	2/28/2018	3/1/2018	0.2000%	1	381,048	381,048	15,258	396,306	15,258	396,306
Health Insurance	Money Market	BTH	2/28/2018	3/1/2018	2.1500%	1	47,906	47,906	79	47,985	79	47,985
Total							428,954	428,953	15,337	444,290	15,337	444,290

EDC Fund

EDC P/MIMKT	Money Market	114512	2/28/2018	3/1/2018	0.2700%	1	354,901	354,901	68,058	422,959	68,058	422,959
EDC P/MIMKT	Money Market	BTH	2/28/2018	3/1/2018	2.1500%	1	117,102	117,102	193	117,295	193	117,295
EDC P/MIMKT	Money Market	NexBank	2/28/2018	3/1/2018	1.7200%	1	323,010	323,010	194	323,204	194	323,204
Total							795,014	795,012	68,445	863,458	68,445	863,458
							67,843,721	64,928,481	(3,672,162)	61,256,326	(3,672,162)	61,256,326

Summary of Portfolios by Security Type
02/28/18

Security Type	Percent of Total (Book Value)	Average # of days	Average Yield	Book Value			Market Value			
				Principal Invested	Beginning of Month	Change	End of Month	Beginning of Month	Change	End of Month
Money Market Account	39.05%	1	1.2624%	30,638,101	30,638,095	-6,715,653	23,922,448	30,638,095	-6,715,653	23,922,448
TexPool	11.67%	1	1.5259%	7,140,137	7,140,137	7,361	7,147,498	7,140,137	7,361	7,147,498
CD's	49.28%	331	1.6937%	27,065,482	27,150,249	3,066,128	30,186,379	27,150,249	3,036,128	30,186,379
Total	100.00%			64,843,720	64,928,481	-3,672,164	61,256,326	64,928,481	-3,672,164	61,256,326

¹Change = Investment activity including earnings, deposits and withdrawals.

City of Sachse, TX
Investment Portfolios
March 31, 2018

Source	Description	Cusip/ Ref	Purchase Date	Maturity Date	Coupon (Int. Rate)	Days to Maturity	Book Value			Market Value		
							Principal Invested	Beginning of Month	Change ¹	End of Month	Beginning of Month	Change
GO Bond I&S Fund	Money Market	114512	3/31/2018	4/1/2018	0.2000%	1	1,002,128	1,002,128	31,434	1,033,562	31,434	1,033,562
GO Bond I&S Fund	Money Market	BTH	3/31/2018	4/1/2018	2.0000%	1	235,930	235,930	395	236,325	395	236,325
GO Bond I&S Fund	Money Market	NexBank	3/31/2018	4/1/2018	1.8100%	1	181,886	181,886	126	182,012	181,886	182,012
Total							1,419,944	1,419,944	31,955	1,451,898	1,419,944	1,451,898
General Fund												
General Fund	TexPool	1111-000	3/31/2018	4/1/2018	1.5156%	1	3,930,081	3,930,081	5,059	3,935,140	5,059	3,935,140
General Fund	Money Market	114512	3/31/2018	4/1/2018	0.2000%	1	2,443,418	2,443,418	(1,448,324)	995,094	(1,448,324)	995,094
General Fund	Money Market	BTH	3/31/2018	4/1/2018	2.0000%	1	761,237	761,237	1,272	762,509	761,237	762,509
General Fund	Money Market	NexBank	3/31/2018	4/1/2018	1.8100%	1	1,167,861	1,167,861	807	1,168,668	1,167,861	807
General Fund	CD	172491125	1/29/2018	7/28/2018	1.7800%	119	2,000,000	2,003,026	3,030	2,006,056	3,030	2,006,056
General Fund	CD	60050001747	5/1/2017	5/10/2018	1.7500%	40	1,007,526	1,016,321	897	1,017,218	897	1,017,218
General Fund	CD	172058469	1/29/2018	10/29/2018	1.8600%	212	2,000,000	2,003,162	3,167	2,006,329	3,167	2,006,329
General Fund	CD	60050002941	2/23/2018	2/26/2019	2.2000%	332	2,000,000	2,000,000	3,375	2,003,375	3,375	2,003,375
General Fund	CD	172052428	1/29/2018	1/29/2019	2.0000%	304	1,000,000	1,001,700	1,703	1,003,403	1,703	1,003,403
Total							16,310,123	16,326,805	(1,429,014)	14,897,791	(1,429,014)	14,897,791
Water and Sewer Fund												
W/S Restricted Fund	Money Market	114512	3/31/2018	4/1/2018	0.2000%	1	235,879	235,879	0	235,879	0	235,879
W/S Operations	Money Market	114512	3/31/2018	4/1/2018	0.2000%	1	50,191	50,191	248,960	299,151	248,960	299,151
W/S Operations	Money Market	BTH	3/31/2018	4/1/2018	2.0000%	1	686,724	686,724	1,148	687,872	1,148	687,872
W/S Operations	Money Market	NexBank	3/31/2018	4/1/2018	1.8100%	1	1,213,533	1,213,533	(495,165)	718,368	(495,165)	718,368
W/S 2017CO	Money Market	3886 2017CO	3/31/2018	4/1/2018	1.4700%	1	6,057,055	6,057,055	9,197	6,066,252	9,197	6,066,252
W/S Operations	TexPool	1111-000	3/31/2018	4/1/2018	1.5156%	1	1,040,731	1,040,731	1,339	1,042,070	1,339	1,042,070
W/S 2017CO	TexPool	-000 2017CO	3/31/2018	4/1/2018	1.5156%	1	973,289	973,289	1,253	974,542	1,253	974,542
W/S 2017CO	CD	1917 2017CO	7/25/2017	7/25/2018	1.4500%	116	1,000,000	1,008,572	1,122	1,009,694	1,122	1,009,694
W/S 2017CO	CD	1918 2017CO	7/25/2017	10/25/2018	1.5000%	208	1,000,000	1,008,869	1,161	1,010,030	1,161	1,010,030
W/S 2017CO	CD	1919 2017CO	7/25/2017	1/25/2019	1.5500%	300	1,000,000	1,009,166	1,200	1,010,366	1,200	1,010,366
W/S 2017CO	CD	1920 2017CO	7/25/2017	4/25/2019	1.6000%	390	1,000,000	1,009,463	1,239	1,010,702	1,239	1,010,702
W/S 2017CO	CD	1921 2017CO	7/25/2017	7/25/2019	1.7000%	481	2,000,000	2,020,114	2,634	2,022,748	2,634	2,022,748
W/S	CD	2943	2/23/2018	8/26/2019	2.3000%	513	1,000,000	1,000,000	1,764	1,001,764	1,764	1,001,764
W/S	CD	7081	10/19/2017	10/19/2018	1.5200%	202	1,000,000	1,005,007	1,082	1,006,089	1,082	1,006,089
W/S	CD	1810	6/20/2017	6/20/2018	1.4000%	81	1,000,000	1,018,559	1,093	1,019,652	1,093	1,019,652
Total							19,257,402	19,337,150	(221,973)	19,115,176	(221,973)	19,115,176
Capital Project Funds												
Capital Project Funds	Money Market	114512	3/31/2018	4/1/2018	0.2000%	1	180,196	180,196	85,238	265,434	85,238	265,434
Capital Project Funds	Money Market	BTH	3/31/2018	4/1/2018	2.0000%	1	11,614	11,614	7,142	18,756	7,142	18,756
Capital Project Funds	Money Market	NexBank	3/31/2018	4/1/2018	1.8100%	1	12,768	12,768	633,457	646,225	633,457	646,225
2009 GO Bonds	Money Market	114512	3/31/2018	4/1/2018	0.2000%	1	2,846,916	2,846,916	(346,717)	2,500,199	(346,717)	2,500,199
2009 GO Bonds	Money Market	BTH	3/31/2018	4/1/2018	2.0000%	1	183,486	183,486	(6,816)	176,670	(6,816)	176,670
2009 GO Bonds	Money Market	NexBank	3/31/2018	4/1/2018	1.8100%	1	201,725	201,725	(133,118)	68,607	(133,118)	68,607
2017A CO Bonds	Money Market	114512	3/31/2018	4/1/2018	0.2000%	1	(198,950)	(198,950)	0	(198,950)	0	(198,950)
2017A CO Bonds	CD	7123	10/19/2017	10/19/2019	1.8100%	567	5,029,820	5,029,820	6,444	5,036,264	6,444	5,036,264
2017A CO Bonds	CD	7115	10/19/2017	7/19/2019	1.7600%	475	2,011,135	2,011,135	2,838	2,013,973	2,838	2,013,973
2017A CO Bonds	CD	7107	10/19/2017	4/19/2019	1.6900%	384	2,011,135	2,011,135	2,500	2,013,635	2,500	2,013,635
2017A CO Bonds	CD	7099	10/19/2017	1/19/2019	1.6100%	294	2,011,135	2,011,135	2,021	2,013,156	2,021	2,013,156
Total							14,300,980	14,300,982	252,989	14,553,969	252,989	14,553,969
Social Revenue Funds												
Restricted Park Development Fee Fur. Money Market	Money Market	114512	3/31/2018	4/1/2018	0.2000%	1	479,583	479,583	(4,708)	474,875	(4,708)	474,875
Restricted Park Development Fee Fur. Money Market	Money Market	BTH	3/31/2018	4/1/2018	2.0000%	1	145,760	145,760	(1,367)	144,393	(1,367)	144,393
Restricted General Fund	Money Market	114512	3/31/2018	4/1/2018	0.2000%	1	410,225	410,225	5,804	416,029	5,804	416,029
Restricted General Fund	Money Market	BTH	3/31/2018	4/1/2018	2.0000%	1	124,680	124,680	1,820	126,500	1,820	126,500
Total							1,160,248	1,160,248	1,549	1,161,796	1,549	1,161,796

City of Sachse, TX
Investment Portfolios
March 31, 2018

Source	Description	CUSIP/ Ref	Purchase Date	Maturity Date	Coupon (Int. Rate)	Days to Maturity	Book Value		Market Value		
							Principal Invested	Beginning of Month	End of Month	Change	Beginning of Month
Impact Fee Fund	Restricted Water Impact Fee	114512	3/31/2018	4/1/2018	0.2000%	1	603,211	603,211	609,162	5,951	609,162
	Restricted Water Impact Fee	BTH	3/31/2018	4/1/2018	2.0000%	1	73,736	73,736	73,770	34	73,770
	Restricted Water Impact Fee	NexBank	3/31/2018	4/1/2018	1.8100%	1	735,813	735,813	735,434	(379)	735,434
	Restricted Water Impact Fee	1111-000	12/31/2017	1/1/2018	1.5156%	1	452,112	452,112	452,148	36	452,148
	Restricted Sewer Impact Fee	114512	3/31/2018	4/1/2018	0.2000%	1	565,381	565,381	567,859	2,478	567,859
	Restricted Sewer Impact Fee	BTH	3/31/2018	4/1/2018	2.0000%	1	69,111	69,111	68,768	(343)	68,768
	Restricted Sewer Impact Fee	NexBank	3/31/2018	4/1/2018	1.8100%	1	689,666	689,666	685,569	(4,097)	685,569
	Restricted Sewer Impact Fee	1111-000	12/31/2017	1/1/2018	1.5156%	1	423,757	423,757	421,491	(2,266)	421,491
	Restricted Roadway Impact Fee	114512	3/31/2018	4/1/2018	0.2000%	1	436,990	436,990	446,358	9,368	446,358
	Restricted Roadway Impact Fee	BTH	3/31/2018	4/1/2018	2.0000%	1	53,417	53,417	54,054	637	54,054
	Restricted Roadway Impact Fee	NexBank	3/31/2018	4/1/2018	1.8100%	1	533,052	533,052	538,882	5,830	538,882
	Restricted Roadway Impact Fee	1111-000	12/31/2017	1/1/2018	1.5156%	1	327,528	327,528	331,307	3,779	331,307
Impact Fee Fund	CD	1650/2918	2/20/2018	2/20/2019	2.1500%	326	1,009,514	1,009,514	1,011,179	1,665	1,011,179
Impact Fee Fund	CD	1651/3092	3/20/2018	2/20/2019	2.2200%	326	1,010,574	1,009,683	1,010,574	891	1,010,574
							6,983,862	6,982,971	7,006,554	23,584	7,006,554
Street Maintenance Tax	Money Market	114512	3/31/2018	4/1/2018	0.2000%	1	377,515	377,515	403,479	25,964	403,479
Street Maintenance Tax	Money Market	BTH	3/31/2018	4/1/2018	2.0000%	1	42,962	42,962	43,034	72	43,034
Total							420,477	420,477	446,513	26,036	446,513
Health Insurance	Money Market	114512	3/31/2018	4/1/2018	0.2000%	1	396,306	396,306	408,163	11,857	408,163
Health Insurance	Money Market	BTH	3/31/2018	4/1/2018	2.0000%	1	47,985	47,985	48,065	80	48,065
Total							444,291	444,290	456,228	11,937	456,228
EDC Fund	Money Market	114512	3/31/2018	4/1/2018	0.2700%	1	422,959	422,959	417,891	(5,068)	417,891
EDC PMMKT	Money Market	BTH	3/31/2018	4/1/2018	2.0000%	1	117,295	117,295	117,491	196	117,491
EDC PMMKT	Money Market	NexBank	3/31/2018	4/1/2018	1.8100%	1	323,204	323,204	323,427	223	323,427
							863,459	863,458	858,809	(4,649)	858,809
							61,160,785	61,256,326	59,948,739	(1,307,586)	59,948,739

Summary of Portfolios by Security Type
03/31/18

Security Type	Percent of Total (Book Value)	Average # of days	Average Yield	Book Value		Market Value		
				Principal Invested	Beginning of Month	End of Month	Change	End of Month
Money Market Account	37.64%	1	1.2324%	23,922,448	23,922,448	22,565,833	-1,356,612	22,565,833
TexPool	11.94%	1	1.5156%	7,147,498	7,147,498	7,147,498	9,200	7,156,698
CD's	50.42%	299	1.7500%	30,090,839	30,166,381	30,226,208	39,826	30,226,208
Total	100.00%			61,160,784	61,256,326	59,948,739	-1,307,586	59,948,739

1Change = Investment activity including earnings deposits and withdrawals.

Portfolio Summary
City of Sachse, TX
March 31, 2018

Safety - Investment Type

Investment Type	Book Value	Percent
Money Market Account*	\$ 22,565,833	37.6%
Investment Pools	7,156,698	11.9%
CD's	30,226,208	50.4%

Total* \$ 59,948,739 100%

*(Includes Sachse EDC Money Market)

Liquidity - Investments by Maturity Date

Under 30 days	\$ 29,722,534	50%
31 - 90 days	2,036,870	3%
91 - 180 days	3,015,750	5%
181 - 365 days	12,074,501	20%
366 - 760 days	13,099,086	22%

Total Principal Invested \$ 59,948,739 100%

Portfolio Yield	Fiscal YTD Interest	Int Earned this QTR	(FYTD) Percent of total
Portfolio			
Debt Service	\$ 2,887	\$ 1,553	0.82%
General Fund	\$ 64,996	43,706	18.51%
Water and Sewer Fund	\$ 166,944	93,366	47.55%
Capital Project Fund	\$ 81,507	47,448	23.21%
Special Revenue Fund	\$ 2,702	1,547	0.77%
Impact Fee Fund	\$ 28,544	15,800	8.13%
Street Maintenance Fund	\$ 399	216	0.11%
Health Insurance Fund	\$ 446	241	0.13%
Sachse EDC	\$ 2,693	1,427	0.77%
Total Portfolios	\$ 351,116	\$ 205,304	100.00%

Portfolio Balance

Portfolio	Beginning Balances	Ending Book Balances	Change
Debt Service	\$ 3,281,755	\$ 1,451,898	\$ (1,829,857.34)
General Fund	14,153,211	14,897,791	744,580.00
Water and Sewer Fund	20,491,299	19,115,180	(1,376,119.00)
Capital Project Fund	14,005,323	14,553,969	548,646.00
Special Revenue Fund	1,146,965	1,161,796	14,831.00
Impact Fee Fund	6,755,844	7,006,554	250,710.00
Street Maintenance Fund	345,673	446,513	100,840.00
Health Insurance Fund	413,772	456,228	42,456.00
Sachse EDC	760,999	858,809	97,810.00
Total Portfolios	\$ 61,354,839	\$ 59,948,739	\$ (1,406,103)

Historical Interest Rates

	January	February	March
Pooled Money Market Account	2018 0.2000%	0.2000%	0.2000%
	2017 0.2000%	0.2000%	0.2000%
	2016 0.2000%	0.2000%	0.2000%
Tex Pool	2018 1.2989%	1.3438%	1.5156%
	2017 0.5385%	0.5591%	0.6222%
	2016 0.2635%	0.2966%	0.3273%

Memo

To: **Gina Nash, City Manager**
 From: **Berna Fitzpatrick, Finance Manager**
 CC: **Mayor and City Council**
 Date: **August 20, 2018** *PNW* *TS*
 Re: **Investment Report for period ending June 30, 2018**

Attached is the Quarterly Investment Report for the quarter ending June 30 of the fiscal year 2017-2018. This report complies with the requirements of the City's Investment Policy and the Public Funds Investment Act as amended. For this period, the City's portfolio consisted of the following investments:

Portfolio at Quarter Close:	Rate at 06/30/18	% Total	Total Investment
Money Market Account –ANB	.2%	13.07%	7,499,509
Money Market Account - BTH	1.57%	4.27%	2,449,801
Money Market Account – NexBank	2.16%	8.31%	4,768,120
Money Market Account 2017CO – NexBank	2.16%	10.63%	6,096,284
Money Market Account(EDC)-ANB	.2%	1.110%	636,044
Money Market Account (EDC) BTH	1.57%	.21%	117,928
Money Market Account (EDC)-NexBank	2.16%	.57%	324,155
Investment Pool – Tex Pool	1.811%	10.82%	6,208,894
Investment Pool – 2017CO-TexPool	1.811%	1.71%	978,756
CD---East West Bank 1125	1.78%	3.51%	2,014,978
CD---East West Bank 2428	2.00%	1.76%	1,008,419
CD---East West Bank 8469	1.86%	3.51%	2,015,654
CD---Legacy Bank 1917	1.45%	1.77%	1,013,389
CD---Legacy Bank 1918	1.50%	1.77%	1,013,854
CD---Legacy Bank 1919	1.55%	1.77%	1,014,318
CD---Legacy Bank 1920	1.60%	1.77%	1,014,783
CD---Legacy Bank 1921	1.70%	3.37%	2,031,428
CD---Legacy Bank 2918	2.15%	1.77%	1,016,669
CD---Legacy Bank 2941	2.20%	3.54%	2,014,505
CD---Legacy Bank 2943	2.30%	1.76%	1,007,583
CD---Legacy Bank 3092	2.24%	1.77%	1,016,239
CD---Landmark Bank 7123	1.81%	8.79%	5,044,232
CD---Landmark Bank 7115	1.76%	3.52%	2,017,203
CD---Landmark Bank 7081	1.52%	1.76%	1,007,426
CD---Landmark Bank 7107	1.69%	3.52%	2,016,517
CD---Landmark Bank 7099	1.61%	3.51%	2,015,734
Total Invested City Funds:		100.0%	\$57,362,422

Re: **Investment Report for period ending June 30, 2018**

The City does not carry any security instrument (investment type) on its books that is traded on the open market; therefore all investments are listed at 100% of market value. Interest earnings on all certificate of deposit accounts are accreted quarterly or at maturity. All Funds on deposit are fully secured and safeguarded. **Total investment interest earned for the quarter ending June 30 was \$196,268.**

Citywide cash and investments for the period ending June 30 was \$57,362,422. Of this amount, \$922,638 is for the Sachse EDC. It is the strategy of the Finance Department to maintain a high percentage of its idle funds invested in safe and secure investment securities and pooled investment types in accordance with the Public Funds Investment Act.

56% of the City's current portfolio has liquidity of 30 days or less, which is more than adequate for daily operations. The City investments are liquid and have same day access. The City's investment and cash management strategy will be to maintain operational and capital needs in money market accounts and liquid asset pools. The City's funds are swept into the above accounts and withdrawn as needed for operational cash flow requirements.

The average interest rate/yield on the City's investments for the period was 1.64%; weighted average maturity of 134 days. The Texpool Prime Fund interest rate was 2.1008% and the Texpool interest rate was 1.8896 % at June 30, 2018. The rolling three-month Treasury yield was 1.56% with the rolling six-month Treasury yield at 1.58%.



QUARTERLY INVESTMENT REPORT

For the Quarter Ended

June 30, 2018

Prepared by

Valley View Consulting, L.L.C.

The investment portfolio of the City is in compliance with the Public Funds Investment Act and the Investment Policy and strategies.

A handwritten signature in blue ink, appearing to read "D. C. S.", written over a horizontal line.

Director of Finance

A handwritten signature in blue ink, appearing to read "Bernie Stutzman-Walker", written over a horizontal line.

Finance Manager

Disclaimer: These reports were compiled using information provided by the City of Sachse. No procedures were performed to test the accuracy or completeness of this information. The market values included in these reports were obtained by Valley View Consulting, L.L.C. from sources believed to be accurate and represent proprietary valuation. Due to market fluctuations these levels are not necessarily reflective of current liquidation values. Yield calculations are not determined using standard performance formulas, are not representative of total return yields and do not account for investment advisor fees.

Summary

Quarter End Results by Investment Category:

Asset Type	March 31, 2018			June 30, 2018		
	Book Value	Market Value	Ave. Yield	Book Value	Market Value	Ave. Yield
Bank/Pool	\$ 29,722,530	\$ 29,722,530	1.47%	\$ 29,079,492	\$ 29,079,492	1.47%
CDs/Securities	30,226,208	30,226,208	1.80%	28,282,931	28,282,931	1.80%
Totals	\$ 59,948,739	\$ 59,948,739		\$ 57,362,423	\$ 57,362,423	

Current Quarter Average Yield (1)
Total Portfolio 1.64%

Fiscal Year-to-Date Average Yield (2)
Total Portfolio 1.44%

Weighted Average Maturity 134 days

Rolling Three Mo. Treas. Yield 1.88%
Rolling Six Mo. Treas. Yield 1.92%

Rolling Three Mo. Treas. Yield 1.56%
Rolling Six Mo. Treas. Yield 1.58%
Average Quarterly TexPool Yield 1.50%

Interest Earnings		EDC
	City	
Interest Earnings QTR	\$ 194,902	\$ 1,366
Interest Earnings YTD	\$ 533,517	\$ 4,058

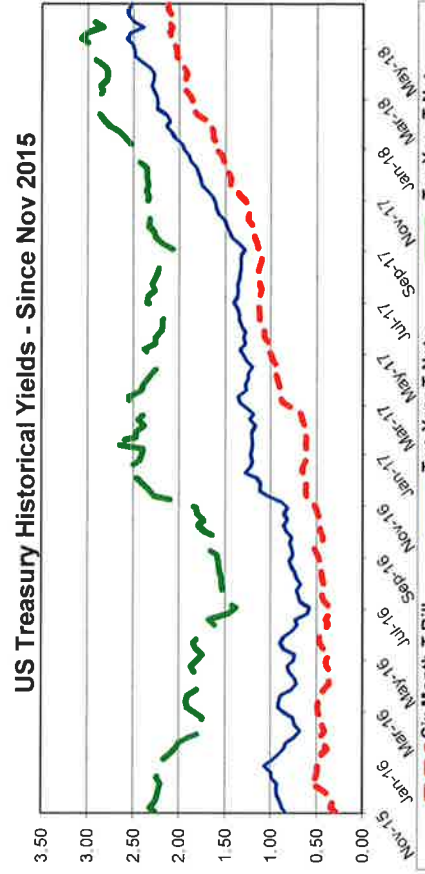
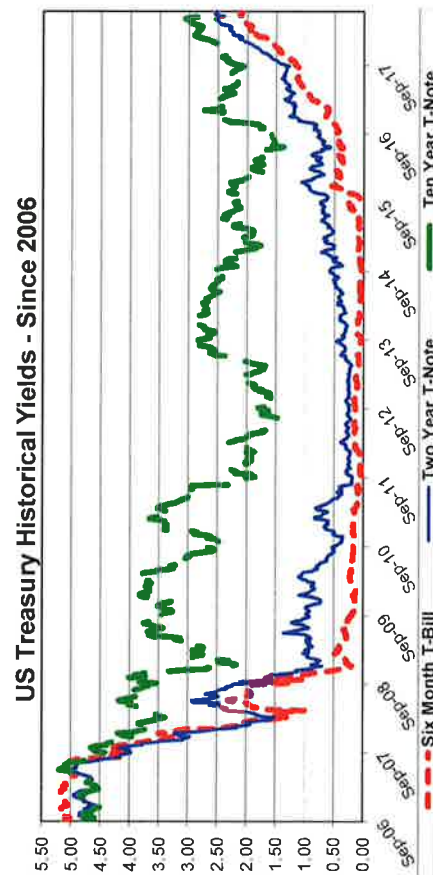
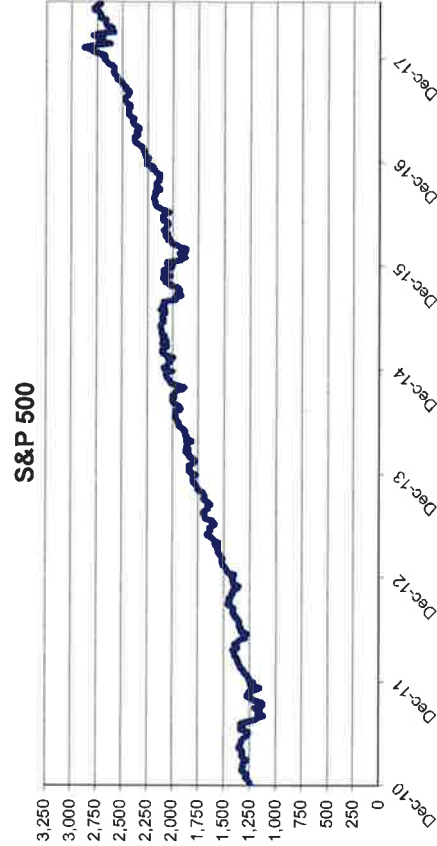
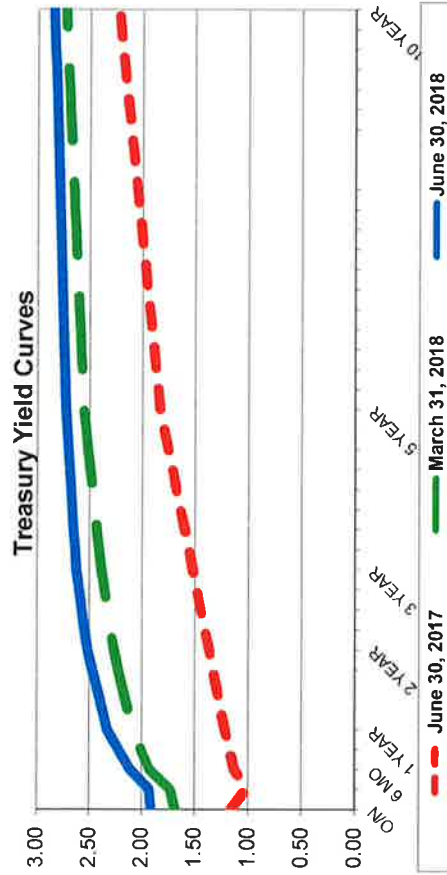
(1) Average Yield calculated using quarter end report yields and adjusted book values and does not reflect a total return analysis or account for advisory fees.

(2) Fiscal Year-to-Date Average Yields calculated using quarter end report yields and adjusted book values and does not reflect a total return analysis or account for advisory fees.

Economic Overview

6/30/2018

The Federal Open Market Committee (FOMC) raised the Fed Funds target range 1.75% - 2.00% (Effective Fed Funds are trading +/1.91%). Additional range increases are expected this calendar year (one or two) although subject to economic activity. Gradual portfolio reduction continues by limiting reinvestment of maturing holdings. The ultimate size of the balance sheet is under discussion. First Quarter 2018 GDP measured 2.0% (final estimate). Second Quarter is expected to be substantially higher. Employment/Unemployment continued to record levels. Trade war uncertainty dominated world markets. WTI Crude oil hovers at +/- \$73. The Stock Markets wiggled higher but still below recent highs.



Investment Holdings

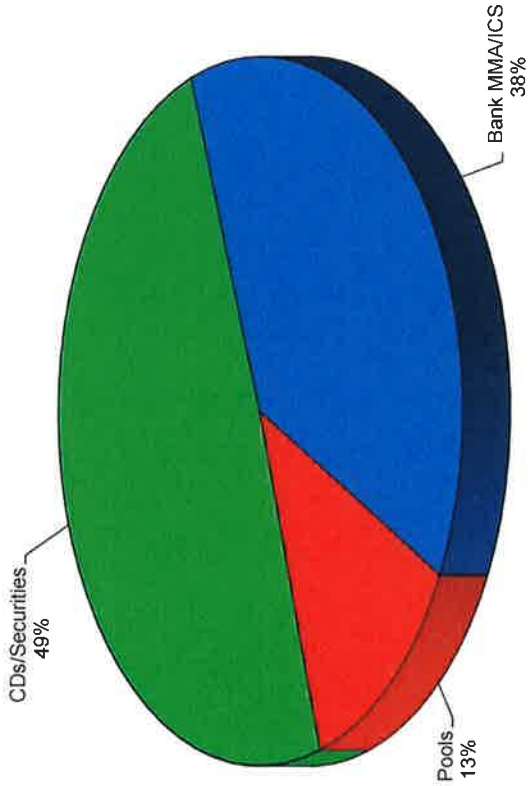
June 30, 2018

Description	Rating	Coupon/ Discount	Maturity Date	Settlement Date	Original Face/ Par Value	Book Value	Market Price	Market Value	Life (days)	Yield
ANB MMA		0.20%	07/01/18	06/30/18	\$ 8,135,553	\$ 8,135,553	1.00	\$ 8,135,553	1	0.20%
BTH Bank ICS		1.57%	07/01/18	06/30/18	2,567,730	2,567,730	1.00	2,567,730	1	1.57%
NexBank MMA		2.16%	07/01/18	06/30/18	11,188,559	11,188,559	1.00	11,188,559	1	2.16%
TexPool	AAA	1.81%	07/01/18	06/30/18	7,187,650	7,187,650	1.00	7,187,650	1	1.81%
LegacyTexas Bank CD 1917		1.45%	07/25/18	07/25/17	1,013,389	1,013,389	100.00	1,013,389	25	1.45%
East West Bank CD 1125		1.78%	07/28/18	01/29/18	2,014,978	2,014,978	100.00	2,014,978	28	1.78%
East West Bank CD 8469		1.86%	10/29/18	01/29/18	2,015,654	2,015,654	100.00	2,015,654	121	1.86%
Landmark Bank CD 7081		1.52%	10/19/18	10/19/17	1,007,426	1,007,426	100.00	1,007,426	111	1.52%
LegacyTexas Bank CD 1918		1.50%	10/25/18	07/25/17	1,013,854	1,013,854	100.00	1,013,854	117	1.50%
Landmark Bank CD 7099		1.61%	01/19/19	10/19/17	2,015,734	2,015,734	100.00	2,015,734	203	1.61%
LegacyTexas Bank CD 1919		1.55%	01/25/19	07/25/17	1,014,318	1,014,318	100.00	1,014,318	209	1.55%
East West Bank CD 2428		2.00%	01/29/19	01/29/18	1,008,419	1,008,419	100.00	1,008,419	213	2.00%
LegacyTexas Bank CD 2918		2.15%	02/20/19	02/20/18	1,016,669	1,016,669	100.00	1,016,669	235	2.15%
LegacyTexas Bank CD 3092		2.22%	02/20/19	03/20/18	1,016,239	1,016,239	100.00	1,016,239	235	2.22%
LegacyTexas Bank CD 2941		2.20%	02/26/19	02/23/18	2,014,505	2,014,505	100.00	2,014,505	241	2.20%
Landmark Bank CD 7107		1.69%	04/19/19	10/19/17	2,016,517	2,016,517	100.00	2,016,517	293	1.69%
LegacyTexas Bank CD 1920		1.60%	04/25/19	07/25/17	1,014,783	1,014,783	100.00	1,014,783	299	1.60%
Landmark Bank CD 7115		1.76%	07/19/19	10/19/17	2,017,203	2,017,203	100.00	2,017,203	384	1.76%
LegacyTexas Bank CD 1921		1.70%	07/25/19	07/25/17	2,031,428	2,031,428	100.00	2,031,428	390	1.70%
LegacyTexas Bank CD 2943		2.30%	08/26/19	02/23/18	1,007,583	1,007,583	100.00	1,007,583	422	2.30%
Landmark Bank CD 7123		1.81%	10/19/19	10/19/17	5,044,232	5,044,232	100.00	5,044,232	476	1.81%
					\$ 57,362,423	\$ 57,362,423		\$ 57,362,423	134	1.64%
									(1)	(2)

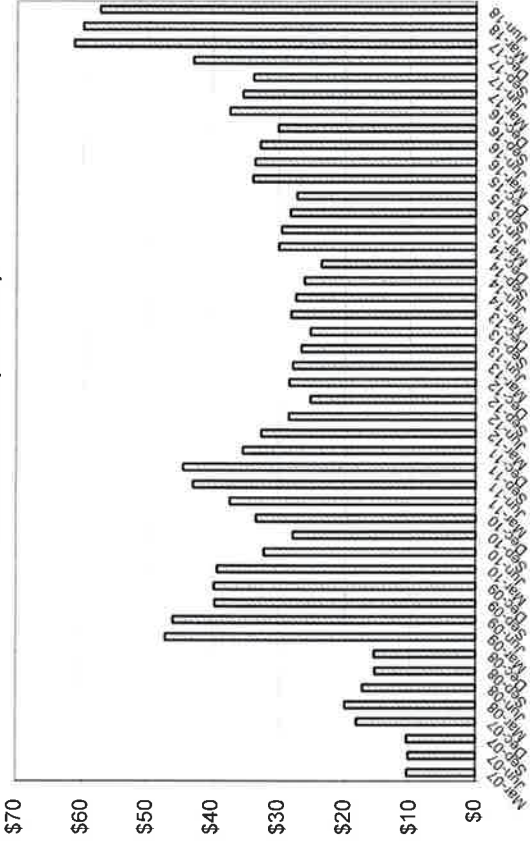
(1) **Weighted average life** - For purposes of calculating weighted average life, pool investments are assumed to have a one day maturity.

(2) **Weighted average yield to maturity** - The weighted average yield to maturity is based on adjusted book value, realized and unrealized gains/losses and investment advisory fees are not considered.


Portfolio Composition



Total Portfolio (Millions)



Total Portfolio Performance



Book Value Comparison

Description	Coupon/ Discount	Maturity Date	March 31, 2018		June 30, 2018	
			Original Face/Par Value	Book Value	Original Face/Par Value	Book Value
ANB MMA	0.20%	07/01/18	\$ 8,874,184	\$ 8,874,184	\$ (738,631)	\$ 8,135,553
BTH Bank ICS	1.57%	07/01/18	2,558,207	2,558,207	9,523	2,567,730
NexBank MMA	2.16%	07/01/18	11,133,442	11,133,442	55,117	11,188,559
TexPool	1.81%	07/01/18	7,156,697	7,156,697	30,953	7,187,650
LegacyTexas Bank CD 1747	1.15%	05/10/18	1,017,218	1,017,218	(1,017,218)	-
LegacyTexas Bank CD 1810	1.40%	06/20/18	1,019,652	1,019,652	(1,019,652)	-
LegacyTexas Bank CD 1917	1.45%	07/25/18	1,009,694	1,009,694	3,695	1,013,389
East West Bank CD 1125	1.78%	07/28/18	2,006,056	2,006,056	8,922	2,014,978
East West Bank CD 8469	1.86%	10/29/18	2,006,329	2,006,329	9,325	2,015,654
Landmark Bank CD 7081	1.52%	10/19/18	1,006,089	1,006,089	1,337	1,007,426
LegacyTexas Bank CD 1918	1.50%	10/25/18	1,010,030	1,010,030	3,824	1,013,854
Landmark Bank CD 7099	1.61%	01/19/19	2,013,156	2,013,156	2,578	2,015,734
LegacyTexas Bank CD 1919	1.55%	01/25/19	1,010,366	1,010,366	3,952	1,014,318
East West Bank CD 2428	2.00%	01/29/19	1,003,403	1,003,403	5,016	1,008,419
LegacyTexas Bank CD 2918	2.15%	02/20/19	1,011,179	1,011,179	5,490	1,016,669
LegacyTexas Bank CD 3092	2.22%	02/20/19	1,010,574	1,010,574	5,665	1,016,239
LegacyTexas Bank CD 2941	2.20%	02/26/19	2,003,375	2,003,375	11,130	2,014,505
Landmark Bank CD 7107	1.69%	04/19/19	2,013,635	2,013,635	2,882	2,016,517
LegacyTexas Bank CD 1920	1.60%	04/25/19	1,010,702	1,010,702	4,082	1,014,783
Landmark Bank CD 7115	1.76%	07/19/19	2,013,973	2,013,973	3,230	2,017,203
LegacyTexas Bank CD 1921	1.70%	07/25/19	2,022,748	2,022,748	8,680	2,031,428
LegacyTexas Bank CD 2943	2.30%	08/26/19	1,001,764	1,001,764	5,819	1,007,583
Landmark Bank CD 7123	1.81%	10/19/19	5,036,264	5,036,264	7,968	5,044,232
TOTAL			\$ 59,948,739	\$ 59,948,739	\$ 189,185	\$ 57,362,423
					\$ (2,775,501)	\$ 57,362,423

Market Value Comparison

Description	Coupon/ Discount	Maturity Date	March 31, 2018		June 30, 2018		
			Original Face/Par Value	Market Value	Qtr to Qtr Change	Original Face/Par Value	Market Value
ANB MMA	0.20%	07/01/18	\$ 8,874,184	\$ 8,874,184	\$ (738,631)	\$ 8,135,553	\$ 8,135,553
BTH Bank ICS	1.57%	07/01/18	2,558,207	2,558,207	9,523	2,567,730	2,567,730
NexBank MMA	2.16%	07/01/18	11,133,442	11,133,442	55,117	11,188,559	11,188,559
TexPool	1.81%	07/01/18	7,156,697	7,156,697	30,953	7,187,650	7,187,650
LegacyTexas Bank CD 1747	1.15%	05/10/18	1,017,218	1,017,218	(1,017,218)	-	-
LegacyTexas Bank CD 1810	1.40%	06/20/18	1,019,652	1,019,652	(1,019,652)	-	-
LegacyTexas Bank CD 1917	1.45%	07/25/18	1,009,694	1,009,694	3,695	1,013,389	1,013,389
East West Bank CD 1125	1.78%	07/28/18	2,006,056	2,006,056	8,922	2,014,978	2,014,978
East West Bank CD 8469	1.86%	10/29/18	2,006,329	2,006,329	9,325	2,015,654	2,015,654
Landmark Bank CD 7081	1.52%	10/19/18	1,006,089	1,006,089	1,337	1,007,426	1,007,426
LegacyTexas Bank CD 1918	1.50%	10/25/18	1,010,030	1,010,030	3,824	1,013,854	1,013,854
Landmark Bank CD 7099	1.61%	01/19/19	2,013,156	2,013,156	2,578	2,015,734	2,015,734
LegacyTexas Bank CD 1919	1.55%	01/25/19	1,010,366	1,010,366	3,952	1,014,318	1,014,318
East West Bank CD 2428	2.00%	01/29/19	1,003,403	1,003,403	5,016	1,008,419	1,008,419
LegacyTexas Bank CD 2918	2.15%	02/20/19	1,011,179	1,011,179	5,490	1,016,669	1,016,669
LegacyTexas Bank CD 3092	2.22%	02/20/19	1,010,574	1,010,574	5,665	1,016,239	1,016,239
LegacyTexas Bank CD 2941	2.20%	02/26/19	2,003,375	2,003,375	11,130	2,014,505	2,014,505
Landmark Bank CD 7107	1.69%	04/19/19	2,013,635	2,013,635	2,882	2,016,517	2,016,517
LegacyTexas Bank CD 1920	1.60%	04/25/19	1,010,702	1,010,702	4,082	1,014,783	1,014,783
Landmark Bank CD 7115	1.76%	07/19/19	2,013,973	2,013,973	3,230	2,017,203	2,017,203
LegacyTexas Bank CD 1921	1.70%	07/25/19	2,022,748	2,022,748	8,680	2,031,428	2,031,428
LegacyTexas Bank CD 2943	2.30%	08/26/19	1,001,764	1,001,764	5,819	1,007,583	1,007,583
Landmark Bank CD 7123	1.81%	10/19/19	5,036,264	5,036,264	7,968	5,044,232	5,044,232
TOTAL			\$ 59,948,739	\$ 59,948,739	\$ (2,586,316)	\$ 57,362,423	\$ 57,362,423

**Allocation
June 30, 2018**

Book & Market Value	Total	GO I&S	General Fund	W/S Restricted	W/S Operations	Capital Project	2009 GO Bonds	2017 CO
ANB MMA	\$ 8,135,553	\$1,072,240	\$ 96,981	\$ 235,879	\$ 1,321,772	\$592,485	\$ 1,799,806	\$ -
BTH Bank ICS	2,567,730	237,204	444,948		690,433	127,932	388,621	
NexBank MMA	11,188,559	182,421	921,299		733,664	239,353	727,088	6,096,284
TexPool	7,187,650		3,350,387		444,808			978,756
LegacyTexas Bank CD 1917	1,013,389							1,013,389
East West Bank CD 1125	2,014,978		2,014,978					
East West Bank CD 8469	2,015,654		2,015,654					
Landmark Bank CD 7081	1,007,426				1,007,426			1,013,854
LegacyTexas Bank CD 1918	1,013,854							1,014,318
Landmark Bank CD 7099	2,015,734							
LegacyTexas Bank CD 1919	1,014,318							1,014,318
East West Bank CD 2428	1,008,419		1,008,419					
LegacyTexas Bank CD 2918	1,016,669							
LegacyTexas Bank CD 3092	1,016,239							
LegacyTexas Bank CD 2941	2,014,505		2,014,505					
Landmark Bank CD 7107	2,016,517							
LegacyTexas Bank CD 1920	1,014,783							1,014,783
Landmark Bank CD 7115	2,017,203							
LegacyTexas Bank CD 1921	2,031,428							2,031,428
LegacyTexas Bank CD 2943	1,007,583				1,007,583			
Landmark Bank CD 7123	5,044,232							
Totals	\$ 57,362,423	\$ 1,491,865	\$ 11,867,171	\$ 235,879	\$ 5,205,686	\$ 959,770	\$ 2,915,515	\$ 13,162,812

Allocation (continued)

June 30, 2018

Book & Market Value	2017A CO	Restricted Park Develop.	Restricted General	Restricted Water Impact	Restricted Sewer Impact	Restricted Roadway	Street Maint.	VERF
ANB MMA	\$ (198,950)	\$ 473,336	\$ 427,171	\$ 205,704	\$ 190,343	\$ 150,036	\$ 248,046	\$ 662,820
BTH Bank ICS		145,336	126,564	74,330	68,779	54,215	43,194	
NexBank MMA				739,932	684,675	539,689		
TexPool				909,217	841,318	663,162		
LegacyTexas Bank CD 1917								
East West Bank CD 1125								
East West Bank CD 8469								
Landmark Bank CD 7081								
LegacyTexas Bank CD 1918								
Landmark Bank CD 7099	2,015,734							
LegacyTexas Bank CD 1919								
East West Bank CD 2428								
LegacyTexas Bank CD 2918						1,016,669		
LegacyTexas Bank CD 3092						1,016,239		
LegacyTexas Bank CD 2941								
Landmark Bank CD 7107	2,016,517							
LegacyTexas Bank CD 1920								
Landmark Bank CD 7115	2,017,203							
LegacyTexas Bank CD 1921								
LegacyTexas Bank CD 2943								
Landmark Bank CD 7123	5,044,232							
Totals	\$ 10,894,736	\$ 618,673	\$ 553,735	\$ 1,929,184	\$ 1,785,115	\$ 3,440,010	\$ 291,241	\$ 662,820

Allocation (continued)
 June 30, 2018

Book & Market Value	MDD	Health Insurance	EDC
ANB MMA	\$ 24,739	\$ 352,589	\$480,555
BTH Bank ICS		48,244	117,928
NexBank MMA			324,155
TexPool			
LegacyTexas Bank CD 1917			
East West Bank CD 1125			
East West Bank CD 8469			
Landmark Bank CD 7081			
LegacyTexas Bank CD 1918			
Landmark Bank CD 7099			
LegacyTexas Bank CD 1919			
East West Bank CD 2428			
LegacyTexas Bank CD 2918			
LegacyTexas Bank CD 3092			
LegacyTexas Bank CD 2941			
Landmark Bank CD 7107			
LegacyTexas Bank CD 1920			
Landmark Bank CD 7115			
LegacyTexas Bank CD 1921			
LegacyTexas Bank CD 2943			
Landmark Bank CD 7123			
Totals	\$ 24,739	\$ 400,833	\$922,638

Allocation

March 31, 2018

Book & Market Value	Total	GO I&S	General Fund	W/S Restricted	W/S Operations	Capital Project	2009 GO Bonds	2017 CO
ANB MMA	\$ 8,874,184	\$1,033,562	\$ 995,094	\$ 235,879	\$ 299,151	\$265,434	\$ 2,500,198	\$ -
BTH Bank ICS	2,558,207	236,325	762,509		687,872	18,756	176,670	
NexBank MMA	11,133,442	182,012	1,168,668		718,368	646,225	68,607	6,066,252
TexPool	7,156,697		3,935,140		1,042,070			974,542
LegacyTexas Bank CD 1747	1,017,218		1,017,218					
LegacyTexas Bank CD 1810	1,019,652			1,019,652				1,009,694
LegacyTexas Bank CD 1917	1,009,694							
East West Bank CD 1125	2,006,056		2,006,056					
East West Bank CD 8469	2,006,329		2,006,329					
Landmark Bank CD 7081	1,006,089			1,006,089				
LegacyTexas Bank CD 1918	1,010,030							1,010,030
Landmark Bank CD 7099	2,013,156							
LegacyTexas Bank CD 1919	1,010,366							1,010,366
East West Bank CD 2428	1,003,403		1,003,403					
LegacyTexas Bank CD 2918	1,011,179							
LegacyTexas Bank CD 3092	1,010,574							
LegacyTexas Bank CD 2941	2,003,375		2,003,375					
Landmark Bank CD 7107	2,013,635							
LegacyTexas Bank CD 1920	1,010,702							1,010,702
Landmark Bank CD 7115	2,013,973							
LegacyTexas Bank CD 1921	2,022,748							2,022,748
LegacyTexas Bank CD 2943	1,001,764			1,001,764				
Landmark Bank CD 7123	5,036,264							
Totals	\$ 59,948,739	\$ 1,451,898	\$ 14,897,791	\$ 235,879	\$ 5,774,967	\$ 930,415	\$ 2,745,475	\$ 13,104,334

Allocation (continued)

March 31, 2018

Book & Market Value	2017A CO	Restricted Park Develop.	Restricted General	Restricted Water Impact	Restricted Sewer Impact	Restricted Roadway	Street Maint.	Health Insurance	EDC
ANB MMA	\$ (198,950)	\$ 474,875	\$ 416,029	\$ 609,162	\$ 567,859	\$ 446,358	\$ 403,479	\$ 408,163	\$ 417,891
BTH Bank ICS		144,393	126,500	73,770	68,768	54,054	43,034	48,065	117,491
NexBank MMA				735,434	685,569	538,882			323,427
TexPool				452,148	421,491	331,307			
LegacyTexas Bank CD 1747									
LegacyTexas Bank CD 1810									
LegacyTexas Bank CD 1917									
East West Bank CD 1125									
East West Bank CD 8469									
Landmark Bank CD 7081									
LegacyTexas Bank CD 1918									
Landmark Bank CD 7099	2,013,156								
LegacyTexas Bank CD 1919									
East West Bank CD 2428									
LegacyTexas Bank CD 2918									
LegacyTexas Bank CD 3092									
LegacyTexas Bank CD 2941									
Landmark Bank CD 7107	2,013,635								
LegacyTexas Bank CD 1920									
Landmark Bank CD 7115	2,013,973								
LegacyTexas Bank CD 1921									
LegacyTexas Bank CD 2943									
Landmark Bank CD 7123	5,036,264								
Totals	\$ 10,878,079	\$ 619,268	\$ 542,529	\$ 1,870,514	\$ 1,743,687	\$ 3,392,353	\$ 446,513	\$ 456,228	\$ 858,809

Portfolio Summary
City of Sachse, TX
June 30, 2018

Safety - Investment Type

Investment Type	Book Value	Percent
Money Market Account*	\$ 21,891,843	38.2%
Investment Pools	7,187,648	12.5%
CD's	28,282,931	49.3%
Total*	\$ 57,362,422	100%

*(Includes Sachse EDC Money Market)

Liquidity - Investments by Maturity Date

Under 30 days	\$ 32,107,855	56%
31 - 90 days	0	0%
91 - 180 days	4,036,934	7%
181 - 365 days	11,117,184	19%
366 - 760 days	10,100,451	18%
Total Principal Invested	\$ 57,362,422	100%

Portfolio Yield	Fiscal YTD Interest	Int Earned this QTR	(FYTD) Percent of total
<i>Portfolio</i>			
Debt Service	\$ 4,336	\$ 1,449	0.81%
General Fund	\$ 120,702	55,706	22.45%
Water and Sewer Fund	\$ 246,998	89,864	45.95%
Capital Project Fund	\$ 101,641	20,134	18.91%
Special Revenue Fund	\$ 3,930	1,228	0.73%
Impact Fee Fund	\$ 54,708	26,164	10.18%
Street Maintenance Fund	\$ 559	160	0.10%
Vehicle/Equipment Fund	\$ -	-	-
Municipal Development District	\$ -	-	-
Health Insurance Fund	\$ 644	198	0.12%
Sachse EDC	\$ 4,058	1,366	0.75%
Total Portfolios	\$ 537,575	\$ 196,268	100.00%

Portfolio Balance

Portfolio	Beginning Balances	Ending Book Balances	Change
Debt Service	\$ 1,451,898	\$ 1,491,865	\$ 39,967.00
General Fund	14,897,791	11,867,171	(3,030,619.76)
Water and Sewer Fund	19,115,180	18,604,377	(510,803.00)
Capital Project Fund	14,553,969	14,770,021	216,052.39
Special Revenue Fund	1,161,796	1,172,407	10,611.00
Impact Fee Fund	7,006,554	7,154,308	147,754.00
Street Maintenance Fund	446,513	291,241	(155,272.00)
Vehicle/Equipment Fund	675,853	662,820	(13,033.00)
Municipal Development District	0	24,739	24,739.00
Health Insurance Fund	456,228	400,833	(55,395.00)
Sachse EDC	858,809	922,638	63,829.00
Total Portfolios	\$ 60,624,591	\$ 57,362,422	\$ (3,262,170)

Historical Interest Rates

	April	May	June
Pooled Money Market Account	2018	0.2000%	0.2000%
	2017	0.2000%	0.2000%
	2016	0.2000%	0.2000%
Tex Pool	2018	1.6704%	1.7159%
	2017	0.7121%	0.7689%
	2016	0.3380%	0.3399%

City of Sachse, TX
Investment Portfolios
April 30, 2018

Source	Description	Cusip/ Ref	Purchase Date	Maturity Date	Coupon (Int. Rate)	Days to Maturity	Principal Invested	Book Value			Market Value		
								Beginning of Month	Change 1	End of Month	Beginning of Month	Change	End of Month
GO Bond I&S Fund	Money Market	114512	4/30/2018	5/1/2018	0.2000%	1	1,033,562	1,033,562	18,549	1,052,111	1,033,562	18,549	1,052,111
GO Bond I&S Fund	Money Market	BTH	4/30/2018	5/1/2018	1.4630%	1	236,325	236,325	277	236,602	236,325	277	236,602
GO Bond I&S Fund	Money Market	NexBank	4/30/2018	5/1/2018	1.9600%	1	182,012	182,012	132	182,144	182,012	132	182,144
Total							1,451,899	1,451,898	18,958	1,470,856	1,451,898	18,958	1,470,856
General Fund													
General Fund	TexPool	1111-000	4/30/2018	5/1/2018	1.6704%	1	3,935,140	3,935,140	(694,598)	3,240,542	3,935,140	(694,598)	3,240,542
General Fund	Money Market	114512	4/30/2018	5/1/2018	0.2000%	1	995,094	995,094	(963,197)	31,897	995,094	(963,197)	31,897
General Fund	Money Market	BTH	4/30/2018	5/1/2018	1.4630%	1	762,509	762,509	895	763,404	762,509	895	763,404
General Fund	Money Market	NexBank	4/30/2018	5/1/2018	1.9600%	1	1,168,668	1,168,668	848	1,169,516	1,168,668	848	1,169,516
General Fund	CD	172491125	1/29/2018	7/28/2018	1.7800%	89	2,000,000	2,006,056	2,937	2,008,993	2,006,056	2,937	2,008,993
General Fund	CD	60050001747	5/1/2017	5/10/2018	1.1500%	10	1,007,526	1,017,218	992	1,018,210	1,017,218	992	1,018,210
General Fund	CD	172058469	1/29/2018	10/29/2018	1.8600%	182	2,000,000	2,006,329	3,069	2,009,398	2,006,329	3,069	2,009,398
General Fund	CD	60050002941	2/23/2018	2/26/2019	2.0000%	302	2,000,000	2,003,375	3,744	2,007,119	2,003,375	3,744	2,007,119
General Fund	CD	172052428	1/29/2018	1/29/2019	2.0000%	274	1,000,000	1,003,403	1,651	1,005,054	1,003,403	1,651	1,005,054
Total							14,868,937	14,897,791	(1,643,659)	13,254,134	14,897,791	(1,643,659)	13,254,134
Water and Sewer Fund													
W/S Restricted Fund	Money Market	114512	4/30/2018	5/1/2018	0.2000%	1	235,879	235,879	235,879	235,879	235,879	0	235,879
W/S Operations	Money Market	114512	4/30/2018	5/1/2018	0.2000%	1	299,151	299,151	(59,858)	239,293	299,151	(59,858)	239,293
W/S Operations	Money Market	BTH	4/30/2018	5/1/2018	1.4630%	1	687,872	687,872	807	688,679	687,872	807	688,679
W/S Operations	Money Market	NexBank	4/30/2018	5/1/2018	1.9600%	1	718,368	718,368	4,921	723,289	718,368	4,921	723,289
W/S 2017CO	Money Market	3886 2017CO	4/30/2018	5/1/2018	1.4700%	1	6,066,252	6,066,252	9,668	6,075,920	6,066,252	9,668	6,075,920
W/S Operations	Money Market	1111-000	4/30/2018	5/1/2018	1.6704%	1	1,042,070	1,042,070	1,431	1,043,501	1,042,070	1,431	1,043,501
W/S 2017CO	TexPool	1-000 2017CO	4/30/2018	5/1/2018	1.6704%	1	974,542	974,542	1,338	975,880	974,542	1,338	975,880
W/S 2017CO	CD	1917 2017CO	7/25/2017	7/25/2018	1.4500%	86	1,000,000	1,009,694	1,244	1,010,938	1,009,694	1,244	1,010,938
W/S 2017CO	CD	1918 2017CO	7/25/2017	10/25/2018	1.5000%	178	1,000,000	1,010,030	1,287	1,011,317	1,010,030	1,287	1,011,317
W/S 2017CO	CD	1919 2017CO	7/25/2017	1/25/2019	1.5500%	270	1,000,000	1,010,366	1,330	1,011,696	1,010,366	1,330	1,011,696
W/S 2017CO	CD	1920 2017CO	7/25/2017	4/25/2019	1.6000%	360	1,000,000	1,010,702	1,373	1,012,075	1,010,702	1,373	1,012,075
W/S 2017CO	CD	1921 2017CO	7/25/2017	7/25/2019	1.7000%	451	2,000,000	2,022,748	2,921	2,025,669	2,022,748	2,921	2,025,669
W/S	CD	2943	2/23/2018	8/26/2019	2.3000%	483	1,000,000	1,001,764	1,957	1,003,721	1,001,764	1,957	1,003,721
W/S	CD	7081	10/19/2017	10/19/2018	1.5200%	172	1,000,000	1,006,089	1,254	1,007,343	1,006,089	1,254	1,007,343
W/S	CD	1810	6/20/2017	6/20/2018	1.4000%	51	1,000,000	1,019,652	1,213	1,020,865	1,019,652	1,213	1,020,865
Total							19,024,134	19,115,180	(29,114)	19,086,064	19,115,180	(29,114)	19,086,064
Capital Project Funds													
Capital Project Funds	Money Market	114512	4/30/2018	5/1/2018	0.2000%	1	265,434	265,434	264,610	530,044	265,434	264,610	530,044
Capital Project Funds	Money Market	BTH	4/30/2018	5/1/2018	1.4630%	1	18,756	18,756	12,787	31,543	18,756	12,787	31,543
Capital Project Funds	Money Market	NexBank	4/30/2018	5/1/2018	1.9600%	1	646,225	646,225	(530,897)	115,328	646,225	(530,897)	115,328
2009 GO Bonds	Money Market	114512	4/30/2018	5/1/2018	0.2000%	1	2,500,199	2,500,199	257,495	2,757,694	2,500,199	257,495	2,757,694
2009 GO Bonds	Money Market	BTH	4/30/2018	5/1/2018	1.4630%	1	176,670	176,670	(12,558)	164,112	176,670	(12,558)	164,112
2009 GO Bonds	Money Market	NexBank	4/30/2018	5/1/2018	1.9600%	1	68,607	68,607	531,415	600,022	68,607	531,415	600,022
2017A CO Bonds	Money Market	114512	4/30/2018	5/1/2018	0.2000%	1	(198,950)	(198,950)	0	(198,950)	(198,950)	0	(198,950)
2017A CO Bonds	CD	7123	10/19/2017	10/19/2019	1.8100%	537	5,036,264	5,036,264	7,469	5,043,733	5,036,264	7,469	5,043,733
2017A CO Bonds	CD	7115	10/19/2017	7/19/2019	1.7600%	445	2,013,973	2,013,973	2,790	2,016,763	2,013,973	2,790	2,016,763
2017A CO Bonds	CD	7107	10/19/2017	4/19/2019	1.6900%	354	2,013,635	2,013,635	2,789	2,016,424	2,013,635	2,789	2,016,424
2017A CO Bonds	CD	7099	10/19/2017	1/19/2019	1.6100%	264	2,013,156	2,013,156	2,788	2,015,944	2,013,156	2,788	2,015,944
Total							14,553,969	14,553,969	538,687	15,092,657	14,553,969	538,687	15,092,657
Special Revenue Funds													
Restricted Park Development Fee Fun.	Money Market	114512	4/30/2018	5/1/2018	0.2000%	1	474,875	474,875	(1,228)	473,647	474,875	(1,228)	473,647
Restricted Park Development Fee Fun.	Money Market	BTH	4/30/2018	5/1/2018	1.4630%	1	144,393	144,393	42	144,435	144,393	42	144,435
Restricted General Fund	Money Market	114512	4/30/2018	5/1/2018	0.2000%	1	416,029	416,029	(13,378)	402,651	416,029	(13,378)	402,651
Restricted General Fund	Money Market	BTH	4/30/2018	5/1/2018	1.4630%	1	126,500	126,500	275	126,775	126,500	275	126,775
Total							1,161,797	1,161,796	(14,289)	1,147,508	1,161,796	(14,289)	1,147,508
Restricted Water Impact Fee	Money Market	114512	4/30/2018	5/1/2018	0.2000%	1	609,162	609,162	(270,453)	338,709	609,162	(270,453)	338,709

City of Sachse, TX
Investment Portfolios
April 30, 2018

Source	Description	Cusip/ Ref	Purchase Date	Maturity Date	Coupon (Int. Rate)	Days to Maturity	Book Value			Market Value		
							Principal Invested	Beginning of Month	Change 1	End of Month	Beginning of Month	Change
Restricted Water Impact Fee	Money Market	BTH	4/30/2018	5/1/2018	1.4630%	1	73,770	73,770	82	73,852	82	73,852
Restricted Water Impact Fee	Money Market	NexBank	4/30/2018	5/1/2018	1.9600%	1	735,434	735,434	482	735,916	482	735,916
Restricted Water Impact Fee	TexPool	1111-000	12/31/2017	1/1/2018	1.6704%	1	452,148	452,148	263,242	715,390	263,242	715,390
Restricted Sewer Impact Fee	Money Market	114512	4/30/2018	5/1/2018	0.2000%	1	567,859	567,859	(252,294)	315,565	(252,294)	315,565
Restricted Sewer Impact Fee	Money Market	BTH	4/30/2018	5/1/2018	1.4630%	1	68,768	68,768	37	68,805	37	68,805
Restricted Sewer Impact Fee	Money Market	NexBank	4/30/2018	5/1/2018	1.9600%	1	685,569	685,569	62	685,631	62	685,631
Restricted Sewer Impact Fee	TexPool	1111-000	12/31/2017	1/1/2018	1.6704%	1	421,491	421,491	245,016	666,507	245,016	666,507
Restricted Roadway Impact Fee	Money Market	114512	4/30/2018	5/1/2018	0.2000%	1	446,358	446,358	(197,931)	248,427	(197,931)	248,427
Restricted Roadway Impact Fee	Money Market	BTH	4/30/2018	5/1/2018	1.4630%	1	54,054	54,054	113	54,167	113	54,167
Restricted Roadway Impact Fee	Money Market	NexBank	4/30/2018	5/1/2018	1.9600%	1	538,882	538,882	877	539,759	877	539,759
Restricted Roadway Impact Fee	TexPool	1111-000	12/31/2017	1/1/2018	1.6704%	1	331,307	331,307	193,397	524,704	193,397	524,704
Impact Fee Fund	CD	1650/2918	2/20/2018	2/20/2019	2.1500%	296	1,009,514	1,011,179	1,847	1,013,026	1,847	1,013,026
Impact Fee Fund	CD	1651/3092	3/20/2018	2/20/2019	2.2200%	296	1,010,574	1,010,574	1,905	1,012,479	1,905	1,012,479
Total							7,004,890	7,006,554	(13,618)	6,992,933	(13,618)	6,992,933
Street Maintenance Fund												
Street Maintenance Tax	Money Market	114512	4/30/2018	5/1/2018	0.2000%	1	403,479	403,479	(24,738)	378,741	(24,738)	378,741
Street Maintenance Tax	Money Market	BTH	4/30/2018	5/1/2018	1.4630%	1	43,034	43,034	51	43,085	51	43,085
Total							446,513	446,513	(24,687)	421,826	(24,687)	421,826
Health Insurance Fund												
Health Insurance	Money Market	114512	4/30/2018	5/1/2018	0.2000%	1	408,163	408,163	9,573	417,736	9,573	417,736
Health Insurance	Money Market	BTH	4/30/2018	5/1/2018	1.4630%	1	48,065	48,065	56	48,121	56	48,121
Total							456,228	456,228	9,629	465,857	9,629	465,857
EDC Fund												
EDC PMMKT	Money Market	114512	4/30/2018	5/1/2018	0.2700%	1	417,891	417,891	45,708	463,599	45,708	463,599
EDC PMMKT	Money Market	BTH	4/30/2018	5/1/2018	1.4630%	1	117,491	117,491	138	117,629	138	117,629
EDC PMMKT	Money Market	NexBank	4/30/2018	5/1/2018	1.9600%	1	323,427	323,427	234	323,661	234	323,661
Total							858,810	858,809	46,080	904,889	46,080	904,889
Vehicle/Equipment Replacement Fund												
VERF	Money Market	114512	4/30/2018	5/1/2018	0.2000%	1	675,853	675,853	(184,520)	491,333	(184,520)	491,333
Total							675,853	675,853	(184,520)	491,333	(184,520)	491,333

Summary of Portfolios by Security Type
04/30/18

Security Type	Percent of Total (Book Value)	Average # of days	Average Yield	Book Value			Market Value			
				Principal Invested	Beginning of Month	Change	End of Month	Beginning of Month	Change	End of Month
Money Market Account	36.90%	1	1.0615%	23,241,689	23,241,689	-1,350,919	21,890,770	23,241,689	-1,350,919	21,890,770
TexPool	12.08%	1	1.6704%	7,156,698	7,156,698	9,826	7,166,524	7,156,698	9,826	7,166,524
CD's	51.02%	255	1.7500%	30,104,642	30,226,208	44,560	30,270,767	30,226,207	44,560	30,270,767
Total	100.00%			60,503,028	60,624,591	(1,296,533)	59,328,057	60,624,591	(1,296,533)	59,328,057

1Change = Investment activity including earnings, deposits and withdrawals.

City of Sachse, TX
Investment Portfolios
May 31, 2018

Source	Description	Cusip/ Ref	Purchase Date	Maturity Date	Coupon (Int. Rate)	Days to Maturity	Book Value			Market Value		
							Principal Invested	Beginning of Month	Change 1	End of Month	Beginning of Month	Change
GO Bond I&S Fund	Money Market	114512	5/31/2018	6/1/2018	0.2000%	1	1,052,111	1,052,111	10,048	1,062,159	10,048	1,062,159
GO Bond I&S Fund	Money Market	BTH	5/31/2018	6/1/2018	1.5680%	1	236,602	236,602	306	236,908	306	236,908
GO Bond I&S Fund	Money Market	NexBank	5/31/2018	6/1/2018	1.9700%	1	182,144	182,144	137	182,281	137	182,281
Total							1,470,857	1,470,856	10,491	1,481,348	10,491	1,481,348
General Fund												
General Fund	TexPool	1111-000	5/31/2018	6/1/2018	1.7159%	1	3,240,542	3,240,542	104,867	3,345,409	104,867	3,345,409
General Fund	Money Market	114512	5/31/2018	6/1/2018	0.2000%	1	31,897	31,897	563,147	595,044	563,147	595,044
General Fund	Money Market	BTH	5/31/2018	6/1/2018	1.5680%	1	763,404	763,404	989	764,393	989	764,393
General Fund	Money Market	NexBank	5/31/2018	6/1/2018	1.9700%	1	1,169,516	1,169,516	881	1,170,397	881	1,170,397
General Fund	CD	172491125	1/29/2018	7/28/2018	1.7800%	58	2,000,000	2,008,993	3,039	2,012,032	3,039	2,012,032
General Fund	CD	60050001747	5/1/2017	5/10/2018	1.1500%	0	1,007,526	1,018,210	0	1,018,210	0	1,018,210
General Fund	CD	172058469	1/29/2018	10/29/2018	1.8600%	151	2,000,000	2,009,398	3,177	2,012,575	3,177	2,012,575
General Fund	CD	60050002941	2/23/2018	2/26/2019	2.2000%	271	2,000,000	2,007,119	3,629	2,010,748	3,629	2,010,748
General Fund	CD	172052428	1/29/2018	1/29/2019	2.0000%	243	1,000,000	1,005,054	1,708	1,006,762	1,708	1,006,762
Total							13,212,885	13,254,134	(336,773)	12,917,361	(336,773)	12,917,361
Water and Sewer Fund												
W/S Restricted Fund	Money Market	114512	5/31/2018	6/1/2018	0.2000%	1	235,879	235,879	235,879	235,879	0	235,879
W/S Operations	Money Market	114512	5/31/2018	6/1/2018	0.2000%	1	239,293	239,293	319,113	558,406	319,113	558,406
W/S Operations	Money Market	BTH	5/31/2018	6/1/2018	1.5680%	1	688,679	688,679	893	689,572	893	689,572
W/S Operations	Money Market	NexBank	5/31/2018	6/1/2018	1.9700%	1	723,289	723,289	5,125	728,414	5,125	728,414
W/S 2017CO	Money Market	3886 2017CO	5/31/2018	6/1/2018	1.4700%	1	6,075,920	6,075,920	10,063	6,085,983	10,063	6,085,983
W/S Operations	Money Market	1111-000	5/31/2018	6/1/2018	1.7159%	1	1,043,501	1,043,501	(599,354)	444,147	(599,354)	444,147
W/S 2017CO	TexPool	-000 2017CO	5/31/2018	6/1/2018	1.7159%	1	975,880	975,880	1,422	977,302	1,422	977,302
W/S 2017CO	CD	1917 2017CO	7/25/2017	7/25/2018	1.4500%	55	1,000,000	1,010,938	1,205	1,012,143	1,205	1,012,143
W/S 2017CO	CD	1918 2017CO	7/25/2017	10/25/2018	1.5000%	147	1,000,000	1,011,317	1,247	1,012,564	1,247	1,012,564
W/S 2017CO	CD	1919 2017CO	7/25/2017	1/25/2019	1.5500%	239	1,000,000	1,011,696	1,289	1,012,985	1,289	1,012,985
W/S 2017CO	CD	1920 2017CO	7/25/2017	4/25/2019	1.6000%	329	1,000,000	1,012,075	1,331	1,013,406	1,331	1,013,406
W/S 2017CO	CD	1921 2017CO	7/25/2017	7/25/2019	1.7000%	420	2,000,000	2,025,669	2,830	2,028,499	2,830	2,028,499
W/S	CD	2943	2/23/2018	8/26/2019	2.3000%	452	1,000,000	1,003,721	1,898	1,005,619	1,898	1,005,619
W/S	CD	7081	10/19/2017	10/19/2018	1.5200%	141	1,000,000	1,007,343	83	1,007,426	83	1,007,426
W/S	CD	1810	6/20/2017	6/20/2018	1.4000%	20	1,000,000	1,020,865	1,174	1,022,039	1,174	1,022,039
Total							18,982,441	19,086,064	(251,681)	18,834,382	(251,681)	18,834,382
Capital Project Funds												
Capital Project Funds	Money Market	114512	5/31/2018	6/1/2018	0.2000%	1	530,044	530,044	317,722	847,766	317,722	847,766
Capital Project Funds	Money Market	BTH	5/31/2018	6/1/2018	1.5680%	1	31,543	31,543	21,076	52,619	21,076	52,619
Capital Project Funds	Money Market	NexBank	5/31/2018	6/1/2018	1.9700%	1	115,328	115,328	76,952	192,280	76,952	192,280
2009 GO Bonds	Money Market	114512	5/31/2018	6/1/2018	0.2000%	1	2,757,894	2,757,894	(449,090)	2,308,604	(449,090)	2,308,604
2009 GO Bonds	Money Market	BTH	5/31/2018	6/1/2018	1.5680%	1	164,112	164,112	(20,822)	143,290	(20,822)	143,290
2009 GO Bonds	Money Market	NexBank	5/31/2018	6/1/2018	1.9700%	1	600,022	600,022	(76,413)	523,609	(76,413)	523,609
2017A CO Bonds	Money Market	114512	5/31/2018	6/1/2018	0.2000%	1	(198,950)	(198,950)	0	(198,950)	0	(198,950)
2017A CO Bonds	CD	7123	10/19/2017	10/19/2019	1.8100%	506	5,043,733	5,043,733	499	5,044,232	499	5,044,232
2017A CO Bonds	CD	7115	10/19/2017	7/19/2019	1.7600%	414	2,016,763	2,016,763	440	2,017,203	440	2,017,203
2017A CO Bonds	CD	7107	10/19/2017	4/19/2019	1.6900%	323	2,016,424	2,016,424	93	2,016,517	93	2,016,517
2017A CO Bonds	CD	7099	10/19/2017	1/19/2019	1.6100%	233	2,015,944	2,015,944	(210)	2,015,734	(210)	2,015,734
Total							15,092,856	15,092,657	(129,753)	14,962,903	(129,753)	14,962,903
Special Revenue Funds												
Restricted Park Development Fee	Money Market	114512	5/31/2018	6/1/2018	0.2000%	1	473,647	473,647	(1,661)	471,986	(1,661)	471,986
Restricted Park Development Fee	Money Market	BTH	5/31/2018	6/1/2018	1.5680%	1	144,435	144,435	2,031	146,466	2,031	146,466
Restricted General Fund	Money Market	114512	5/31/2018	6/1/2018	0.2000%	1	402,651	402,651	12,030	414,681	12,030	414,681
Restricted General Fund	Money Market	BTH	5/31/2018	6/1/2018	1.5680%	1	126,775	126,775	(1,679)	125,096	(1,679)	125,096
Total							1,147,508	1,147,508	10,721	1,158,228	10,721	1,158,228
Restricted Water Impact Fee	Money Market	114512	5/31/2018	6/1/2018	0.2000%	1	338,709	338,709	(160,541)	178,168	(160,541)	178,168
Restricted Water Impact Fee	Money Market	BTH	5/31/2018	6/1/2018	1.5680%	1	73,852	73,852	587	74,439	587	74,439

City of Sachse, TX
Investment Portfolios
May 31, 2018

Source	Description	Cusip/ Ref	Purchase Date	Maturity Date	Coupon (Int. Rate)	Days to Maturity	Book Value			Market Value			
							Principal Invested	Beginning of Month	Change	End of Month	Beginning of Month	Change	End of Month
Restricted Water Impact Fee	Money Market	NexBank	5/31/2018	6/1/2018	1.9700%	1	735,916	735,916	5,448	741,364	735,916	5,448	741,364
Restricted Water Impact Fee	TexPool	1111-000	12/31/2017	1/1/2018	1.7159%	1	715,390	715,390	194,934	910,324	715,390	194,934	910,324
Restricted Sewer Impact Fee	Money Market	114512	5/31/2018	6/1/2018	0.2000%	1	315,565	315,565	(149,826)	165,739	315,565	(149,826)	165,739
Restricted Sewer Impact Fee	Money Market	BTH	5/31/2018	6/1/2018	1.5660%	1	68,805	68,805	441	69,246	68,805	441	69,246
Restricted Sewer Impact Fee	Money Market	NexBank	5/31/2018	6/1/2018	1.9700%	1	685,631	685,631	4,016	689,647	685,631	4,016	689,647
Restricted Sewer Impact Fee	TexPool	1111-000	12/31/2017	1/1/2018	1.7159%	1	666,507	666,507	180,312	846,819	666,507	180,312	846,819
Restricted Roadway Impact Fee	Money Market	114512	5/31/2018	6/1/2018	0.2000%	1	248,427	248,427	(120,629)	127,798	248,427	(120,629)	127,798
Restricted Roadway Impact Fee	Money Market	BTH	5/31/2018	6/1/2018	1.5680%	1	54,167	54,167	(773)	53,394	54,167	(773)	53,394
Restricted Roadway Impact Fee	Money Market	NexBank	5/31/2018	6/1/2018	1.9700%	1	539,759	539,759	(7,986)	531,773	539,759	(7,986)	531,773
Restricted Roadway Impact Fee	TexPool	1111-000	12/31/2017	1/1/2018	1.7159%	1	524,704	524,704	128,262	652,966	524,704	128,262	652,966
Impact Fee Fund	CD	1650/2918	2/20/2018	2/20/2019	2.1500%	265	1,009,514	1,013,026	1,790	1,014,816	1,013,026	1,790	1,014,816
Impact Fee Fund	CD	1651/3092	3/20/2018	2/20/2019	2.2200%	265	1,010,574	1,012,479	1,848	1,014,327	1,012,479	1,848	1,014,327
Total							6,987,520	6,992,933	77,863	7,070,819	6,992,933	77,863	7,070,819
Street Maintenance Fund													
Street Maintenance Tax	Money Market	114512	5/31/2018	6/1/2018	0.2000%	1	378,741	378,741	38,428	417,169	378,741	38,428	417,169
Street Maintenance Tax	Money Market	BTH	5/31/2018	6/1/2018	1.5680%	1	43,085	43,085	56	43,141	43,085	56	43,141
Total							421,826	421,826	38,484	460,309	421,826	38,484	460,309
Health Insurance Fund													
Health Insurance	Money Market	114512	5/31/2018	6/1/2018	0.2000%	1	417,736	417,736	(37,645)	380,091	417,736	(37,645)	380,091
Health Insurance	Money Market	BTH	5/31/2018	6/1/2018	1.5680%	1	48,121	48,121	63	48,184	48,121	63	48,184
Total							465,857	465,857	(37,582)	428,275	465,857	(37,582)	428,275
EDC Fund													
EDC PMMKT	Money Market	114512	5/31/2018	6/1/2018	0.2700%	1	463,599	463,599	8,096	471,695	463,599	8,096	471,695
EDC PMMKT	Money Market	BTH	5/31/2018	6/1/2018	1.5680%	1	117,629	117,629	152	117,781	117,629	152	117,781
EDC PMMKT	Money Market	NexBank	5/31/2018	6/1/2018	1.9700%	1	323,661	323,661	244	323,905	323,661	244	323,905
Total							904,890	904,889	8,492	913,382	904,889	8,492	913,382
Vehicle/Equipment Replacement Fund													
VERF	Money Market	114512	5/31/2018	6/1/2018	0.2000%	1	491,333	491,333	171,487	662,820	491,333	171,487	662,820
Total							491,333	491,333	171,487	662,820	491,333	171,487	662,820
Municipal Development District													
Municipal Development District	Money Market	114512	5/31/2018	6/1/2018	0.2000%	1	0	0	133	133	0	133	133
Total							0	0	133	133	0	133	133

Summary of Portfolios by Security Type
05/31/18

Security Type	Percent of Total (Book Value)	Average # of days	Average Yield	Book Value			Market Value			
				Principal Invested	Beginning of Month	Change	End of Month	Beginning of Month	Change	End of Month
Money Market Account	38.09%	1	1.1225%	21,890,770	21,890,770	542,599	22,433,369	21,890,770	542,599	22,433,369
TexPool	12.19%	1	1.7159%	7,166,524	7,166,524	10,443	7,176,967	7,166,524	10,443	7,176,967
CD's	49.72%	252	1.7500%	30,120,478	30,270,767	-991,140	29,279,627	30,270,767	-991,140	29,279,627
Total	100.00%			59,177,772	59,328,057	(438,098)	58,889,961	59,328,057	(438,098)	58,889,961

1Change = Investment activity including earnings, deposits and withdrawals.

City of Sachse, TX
Investment Portfolios
June 30, 2018

Source	Description	Cusip/ Ref	Purchase Date	Maturity Date	Coupon (Int. Rate)	Days to Maturity	Book Value			Market Value		
							Principal Invested	Beginning of Month	Change ¹	End of Month	Beginning of Month	Change
GO Bond I&S Fund	Money Market	114512	6/30/2018	7/1/2018	0.2000%	1	1,062,159	1,062,159	10,081	1,072,240	10,081	1,072,240
GO Bond I&S Fund	Money Market	BTH	6/30/2018	7/1/2018	1.5700%	1	236,908	236,908	296	237,204	296	237,204
GO Bond I&S Fund	Money Market	NexBank	6/30/2018	7/1/2018	2.1600%	1	182,281	182,281	140	182,421	140	182,421
Total							1,481,348	1,481,348	10,517	1,491,865	10,517	1,491,865
General Fund												
General Fund	TexPool	1111-000	6/30/2018	7/1/2018	1.8110%	1	3,345,409	3,345,409	4,978	3,350,387	4,978	3,350,387
General Fund	Money Market	114512	6/30/2018	7/1/2018	0.2000%	1	595,044	595,044	(498,063)	96,981	(498,063)	96,981
General Fund	Money Market	BTH	6/30/2018	7/1/2018	1.5700%	1	764,393	764,393	(319,445)	444,948	(319,445)	444,948
General Fund	Money Market	NexBank	6/30/2018	7/1/2018	2.1600%	1	1,170,397	1,170,397	(249,098)	921,299	(249,098)	921,299
General Fund	CD	172491125	1/29/2018	7/28/2018	1.7600%	28	2,000,000	2,012,032	2,946	2,014,978	2,946	2,014,978
General Fund	CD	172058469	1/29/2018	10/29/2018	1.8600%	121	2,000,000	2,012,575	3,079	2,015,654	3,079	2,015,654
General Fund	CD	60050002941	2/23/2018	2/26/2019	2.2000%	241	2,000,000	2,010,748	3,757	2,014,505	3,757	2,014,505
General Fund	CD	172052428	1/29/2018	1/29/2019	2.0000%	213	1,000,000	1,006,762	1,657	1,008,419	1,657	1,008,419
Total							12,875,243	12,917,361	(1,050,189)	11,867,171	(1,050,189)	11,867,171
Water and Sewer Fund												
W/S Restricted Fund	Money Market	114512	6/30/2018	7/1/2018	0.2000%	1	235,879	235,879	235,879	235,879	0	235,879
W/S Operations	Money Market	114512	6/30/2018	7/1/2018	0.2000%	1	558,406	558,406	763,366	1,321,772	763,366	1,321,772
W/S Operations	Money Market	BTH	6/30/2018	7/1/2018	1.5700%	1	689,572	689,572	861	690,433	861	690,433
W/S Operations	Money Market	NexBank	6/30/2018	7/1/2018	2.1600%	1	728,414	728,414	5,250	733,664	5,250	733,664
W/S 2017CO	Money Market	3886 2017CO	6/30/2018	7/1/2018	1.4700%	1	6,085,983	6,085,983	10,301	6,096,284	10,301	6,096,284
W/S Operations	TexPool	1111-000	6/30/2018	7/1/2018	1.8110%	1	444,147	444,147	661	444,808	661	444,808
W/S 2017CO	TexPool	1-000 2017CO	6/30/2018	7/1/2018	1.8110%	1	977,302	977,302	1,454	978,756	1,454	978,756
W/S 2017CO	CD	1917 2017CO	7/25/2017	7/25/2018	1.4500%	25	1,000,000	1,012,143	1,246	1,013,389	1,246	1,013,389
W/S 2017CO	CD	1918 2017CO	7/25/2017	10/25/2018	1.5000%	117	1,000,000	1,012,564	1,290	1,013,854	1,290	1,013,854
W/S 2017CO	CD	1919 2017CO	7/25/2017	1/25/2019	1.5500%	209	1,000,000	1,012,985	1,333	1,014,318	1,333	1,014,318
W/S 2017CO	CD	1920 2017CO	7/25/2017	4/25/2019	1.6000%	299	1,000,000	1,013,406	1,377	1,014,783	1,377	1,014,783
W/S 2017CO	CD	1921 2017CO	7/25/2017	7/25/2019	1.7000%	390	2,000,000	2,028,499	2,929	2,031,428	2,929	2,031,428
W/S	CD	2943	2/23/2018	8/26/2019	2.3000%	422	1,000,000	1,005,619	1,964	1,007,583	1,964	1,007,583
W/S	CD	7081	10/19/2017	10/19/2018	1.5200%	111	1,000,000	1,007,426	1,007,426	1,007,426	0	1,007,426
W/S	CD	1810	6/20/2017	6/20/2018	1.4000%	111	1,000,000	1,022,039	(1,022,039)	0	(1,022,039)	0
Total							18,719,703	18,834,382	(230,007)	18,604,377	(230,007)	18,604,377
Capital Project Funds												
Capital Project Funds	Money Market	114512	6/30/2018	7/1/2018	0.2000%	1	847,766	847,766	(255,281)	592,485	(255,281)	592,485
Capital Project Funds	Money Market	BTH	6/30/2018	7/1/2018	1.5700%	1	52,619	52,619	75,313	127,932	75,313	127,932
Capital Project Funds	Money Market	NexBank	6/30/2018	7/1/2018	2.1600%	1	192,280	192,280	47,073	239,353	47,073	239,353
2009 GO Bonds	Money Market	114512	6/30/2018	7/1/2018	0.2000%	1	2,308,604	2,308,604	(508,798)	1,799,806	(508,798)	1,799,806
2009 GO Bonds	Money Market	BTH	6/30/2018	7/1/2018	1.5700%	1	143,290	143,290	245,331	388,621	245,331	388,621
2009 GO Bonds	Money Market	NexBank	6/30/2018	7/1/2018	2.1600%	1	523,609	523,609	203,479	727,088	203,479	727,088
2017A CO Bonds	Money Market	114512	6/30/2018	7/1/2018	0.2000%	1	(198,950)	(198,950)	(198,950)	0	(198,950)	0
2017A CO Bonds	CD	7123	10/19/2017	10/19/2019	1.8100%	476	5,044,232	5,044,232	5,044,232	5,044,232	0	5,044,232
2017A CO Bonds	CD	7115	10/19/2017	7/19/2019	1.7600%	384	2,017,203	2,017,203	2,017,203	2,017,203	0	2,017,203
2017A CO Bonds	CD	7107	10/19/2017	4/19/2019	1.6900%	293	2,016,517	2,016,517	2,016,517	2,016,517	0	2,016,517
2017A CO Bonds	CD	7099	10/19/2017	1/19/2019	1.6100%	203	2,015,734	2,015,734	2,015,734	2,015,734	0	2,015,734
Total							14,962,903	14,962,903	(192,883)	14,770,021	(192,883)	14,770,021
Special Revenue Funds												
Restricted Park Development Fee Fund	Money Market	114512	6/30/2018	7/1/2018	0.2000%	1	471,986	471,986	1,350	473,336	1,350	473,336
Restricted Park Development Fee Fund	Money Market	BTH	6/30/2018	7/1/2018	1.5700%	1	146,466	146,466	(1,130)	145,336	(1,130)	145,336
Restricted General Fund	Money Market	114512	6/30/2018	7/1/2018	0.2000%	1	414,681	414,681	12,490	427,171	12,490	427,171
Restricted General Fund	Money Market	BTH	6/30/2018	7/1/2018	1.5700%	1	125,096	125,096	1,468	126,564	1,468	126,564
Total							1,158,229	1,158,228	14,178	1,172,407	14,178	1,172,407
Impact Fee Fund												
Restricted Water Impact Fee	Money Market	114512	6/30/2018	7/1/2018	0.2000%	1	178,168	178,168	27,536	205,704	27,536	205,704
Restricted Water Impact Fee	Money Market	BTH	6/30/2018	7/1/2018	1.5700%	1	74,439	74,439	(109)	74,330	(109)	74,330

City of Sachse, TX
Investment Portfolios
June 30, 2018

Source	Description	Cusip/ Ref	Purchase Date	Maturity Date	Coupon (Int. Rate)	Days to Maturity	Book Value			Market Value		
							Principal Invested	Beginning of Month	Change ¹	End of Month	Beginning of Month	Change
Restricted Water Impact Fee	Money Market	NexBank	6/30/2018	7/1/2018	2.1600%	1	741,364	741,364	(1,432)	739,932	(1,432)	739,932
Restricted Water Impact Fee	TexPool	1111-000	12/31/2017	1/1/2018	1.8110%	1	910,324	910,324	(1,107)	909,217	(1,107)	909,217
Restricted Sewer Impact Fee	Money Market	114512	6/30/2018	7/1/2018	0.2000%	1	165,739	165,739	24,604	190,343	24,604	190,343
Restricted Sewer Impact Fee	Money Market	BTH	6/30/2018	7/1/2018	1.5700%	1	69,246	69,246	(467)	68,779	(467)	68,779
Restricted Sewer Impact Fee	Money Market	NexBank	6/30/2018	7/1/2018	2.1600%	1	689,647	689,647	(4,972)	684,675	(4,972)	684,675
Restricted Sewer Impact Fee	TexPool	1111-000	12/31/2017	1/1/2018	1.8110%	1	846,819	846,819	(5,501)	841,318	(5,501)	841,318
Restricted Roadway Impact Fee	Money Market	114512	6/30/2018	7/1/2018	0.2000%	1	127,798	127,798	22,238	150,036	22,238	150,036
Restricted Roadway Impact Fee	Money Market	BTH	6/30/2018	7/1/2018	1.5700%	1	53,394	53,394	821	54,215	821	54,215
Restricted Roadway Impact Fee	Money Market	NexBank	6/30/2018	7/1/2018	2.1600%	1	531,773	531,773	7,916	539,689	7,916	539,689
Restricted Roadway Impact Fee	TexPool	1111-000	12/31/2017	1/1/2018	1.8110%	1	652,966	652,966	10,196	663,162	10,196	663,162
Impact Fee Fund	CD	1650/2918	2/20/2018	2/20/2019	2.1500%	235	1,009,514	1,014,816	1,853	1,016,669	1,853	1,016,669
Impact Fee Fund	CD	1651/3092	3/20/2018	2/20/2019	2.2200%	235	1,010,574	1,014,327	1,912	1,016,239	1,912	1,016,239
Total							7,061,765	7,070,819	83,488	7,154,308	83,488	7,154,308
Street Maintenance Fund												
Street Maintenance Tax	Money Market	114512	6/30/2018	7/1/2018	0.2000%	1	417,169	417,169	(169,123)	248,046	(169,123)	248,046
Street Maintenance Tax	Money Market	BTH	6/30/2018	7/1/2018	1.5700%	1	43,141	43,141	53	43,194	53	43,194
Total							460,310	460,309	(169,070)	291,241	(169,070)	291,241
Health Insurance Fund												
Health Insurance	Money Market	114512	6/30/2018	7/1/2018	0.2000%	1	380,091	380,091	(27,502)	352,589	(27,502)	352,589
Health Insurance	Money Market	BTH	6/30/2018	7/1/2018	1.5700%	1	48,184	48,184	60	48,244	60	48,244
Total							428,275	428,275	(27,442)	400,833	(27,442)	400,833
EDC Fund												
EDC PMMKT	Money Market	114512	6/30/2018	7/1/2018	0.2700%	1	471,695	471,695	8,860	480,555	8,860	480,555
EDC PMMKT	Money Market	BTH	6/30/2018	7/1/2018	1.5700%	1	117,781	117,781	148	117,929	148	117,929
EDC PMMKT	Money Market	NexBank	6/30/2018	7/1/2018	2.1600%	1	323,905	323,905	250	324,155	250	324,155
Total							913,382	913,382	9,258	922,638	9,258	922,638
Vehicle/Equipment Replacement Fund												
VERF	Money Market	114512	6/30/2018	7/1/2018	0.2000%	1	662,820	662,820	0	662,820	0	662,820
Total							662,820	662,820	0	662,820	0	662,820
Municipal Development District												
Municipal Development District	Money Market	114512	6/30/2018	7/1/2018	0.2000%	1	133	133	24,606	24,739	133	24,606
Total							133	133	24,606	24,739	133	24,606
							58,724,111	58,889,961	(1,527,544)	57,362,422	(1,527,544)	57,362,422

Summary of Portfolios by Security Type
06/30/18

Security Type	Percent of Total (Book Value)	Average # of days	Average Yield	Book Value			Market Value			
				Principal Invested	Beginning of Month	Change	End of Month	Beginning of Month	Change	End of Month
Money Market Account	38.16%	1	1.1196%	22,433,369	22,433,369	-541,529	21,891,843	22,433,369	-541,529	21,891,843
TexPool	12.53%	1	1.8110%	7,176,967	7,176,967	10,681	7,187,648	7,176,967	10,681	7,187,648
CD's	49.31%	235	1.7833%	29,113,774	29,279,627	-996,696	28,282,931	29,279,627	-996,696	28,282,931
Total	100.00%			58,724,110	58,889,961	-1,527,544	57,362,422	58,889,961	-1,527,544	57,362,422

¹Change = Investment activity including earnings, deposits and withdrawals.



City of Sachse, Texas

Legislation Details (With Text)

File #: 18-4394 **Version:** 1 **Name:** TIF Annual Report
Type: Agenda Item **Status:** Agenda Ready
File created: 9/19/2018 **In control:** Tax Increment Financing (TIF) Board
On agenda: 9/26/2018 **Final action:**
Title: Consider accepting the TIF District Incremental Values and Annual Report.
Sponsors:
Indexes:
Code sections:
Attachments: [TIF Annual Report 2017](#)

Date	Ver.	Action By	Action	Result
------	------	-----------	--------	--------

Title
TIF District Incremental Values and Annual Report.

Background
The TIF Zone was created in 2003, and the base year begins with property values as of January 1, 2003. The TIF was created for a period of 25 year.

The taxable value increment as of October 1, 2017 was \$9,910,439. The 2017-2018 fiscal year tax receipts totaled \$74,058.63, and the total accumulated tax collections from all years are \$334,383.06. Of the total tax received over the life of the TIF Zone, the full amount has been transferred to the Utility Fund and Sachse Economic Development Corporation for reimbursement of infrastructure projects within the TIF, as previously approved by the TIF Board. The total cost of construction of the waterline advance funded by the Utility Fund was \$1,150,934, and the balance currently owed is \$505,264.23. The total amount advanced by SEDC for the sewer project was \$1,074,272, and the balance currently owed is \$971,846.13.

Policy Considerations
Periodic reporting of values and TIF Funds are required by ordinance.

Budgetary Considerations
The full amount of tax revenue received in the TIF Fund is transferred to the Utility Fund and SEDC on April 1st of each year. No funds are retained in the TIF for investment.

Staff Recommendations
Accept the TIF District Incremental Values and Annual Report.

CITY OF SACHSE
TAX INCREMENT FINANCE ZONE #1
Annual Report
December 31, 2017

Tax Roll Year ²	Budget Year	Market Value			Taxable Value			Tax Rate	Tax Levy ¹
		Base	Mars	Increment	Base	Mars	Increment		
TIF for 2003	2003-2004	4,983,020	4,983,020	-	1,167,778	1,167,778	-	0.560056	-
TIF for 2004	2004-2005	4,983,020	5,049,280	66,260	1,167,778	1,172,188	4,410	0.558321	24.62
TIF for 2005	2005-2006	4,983,020	5,478,540	495,520	1,167,778	1,295,229	127,451	0.558319	711.58
TIF for 2006	2006-2007	4,983,020	5,524,300	541,280	1,167,778	1,445,759	277,981	0.553408	1,538.37
TIF for 2007	2007-2008	4,983,020	5,496,330	513,310	1,167,778	1,416,426	248,648	0.553408	1,376.04
TIF for 2008	2008-2009	4,954,894	5,793,300	838,406	1,133,906	1,506,494	372,352	0.610000	2,271.35
TIF for 2009	2009-2010	4,766,434	11,870,910	7,104,476	1,129,193	2,324,414	1,195,221	0.705819	8,436.10
TIF for 2010	2010-2011	4,766,434	8,344,700	3,578,266	1,129,193	2,110,364	981,171	0.705819	6,925.29
TIF for 2011	2011-2012	4,901,790	7,886,300	2,984,510	1,133,906	1,739,964	606,058	0.770819	4,671.61
TIF for 2012	2012-2013	4,901,790	7,434,580	2,532,790	1,133,906	1,689,866	555,960	0.770819	4,285.45
TIF for 2013	2013-2014	4,901,775	17,544,300	12,642,525	1,132,774	6,876,365	5,743,591	0.770819	44,272.69
TIF for 2014	2014-2015	4,901,770	25,054,250	20,152,480	1,132,779	8,305,356	7,172,577	0.770819	55,287.59
TIF for 2015	2015-2016	4,901,770	44,537,840	39,636,070	1,133,560	8,811,225	7,677,665	0.757279	58,141.34
TIF for 2016	2016-2017	4,865,763	32,269,230	27,403,467	1,133,906	10,692,128	9,558,222	0.757279	72,382.41
TIF for 2017	2017-2018	4,865,763	32,568,350	27,702,587	1,133,906	11,044,345	9,910,439	0.747279	74,058.63
Total									<u>334,383.06</u>

Footnotes:

¹ The TIF will be reconciled with tax collections, adjustment and a transfer to the TIF Zone Fund will be made April 01 of each year.

² This information will come from the Dallas County Appraisal District: contact Elizabeth Sarles for data updates



City of Sachse, Texas

Legislation Details (With Text)

File #: 18-4397 **Version:** 1 **Name:** TIF Project Update 2018
Type: Agenda Item **Status:** Agenda Ready
File created: 9/21/2018 **In control:** City Council
On agenda: 9/26/2018 **Final action:**
Title: Receive an update on projects in the TIF Zone.

Sponsors:

Indexes:

Code sections:

Attachments:

Date	Ver.	Action By	Action	Result
------	------	-----------	--------	--------

Title

Update on projects in the TIF Zone.

Background

City Staff will give a presentation on current and proposed projects in the TIF Zone.

Policy Considerations

None

Budgetary Considerations

None

Staff Recommendations

Discussion only-no action required.