Thursday, October 14, 2021
Municipal Development District Board Meeting

Council Chambers
3815 Sachse Road, Building B
7:00 p.m.

A. Regular Meeting

1. Call to Order: The Municipal Development District Board of the City of Sachse will hold a Regular Meeting on Thursday, October 14, 2021, at 7:00 p.m. to consider the following items of business:

2. Invocation and Pledge of Allegiance to the U.S. and Texas Flags.

3. Consider approval of the July 8, 2021, meeting minutes.

4. Introduce new board members and consider the appointment of officers for the Municipal Development District (MDD) Board including President, Vice President, and Secretary.

5. Accept the Quarterly Investment Report for the quarter ending June 30, 2021.

6. Discuss and receive an update on the J.K. Sachse Park.

7. Request for future agenda items.

8. Set upcoming board meeting date.

9. Adjournment.

I, the undersigned authority, do hereby certify that this notice of meeting was posted in accordance with the regulations of the Texas Open Meetings Act and was posted on the bulletin board, an accessible location at Sachse City Hall.

Leah K Granger, Interim City Secretary

Accommodation requests for persons with disabilities should be made at least 48 hours prior to the meeting by contacting Amanda Chi, ADA Coordinator, via phone at 972.429.4770, via email at achi@cityofsachse.com, or by appointment at 3815 Sachse Road, Building B, Sachse, Texas 75048.

Agenda Item Details

Meeting	Oct 14, 2021 - Municipal Development District Board Meeting
Category	A. Regular Meeting
Subject	3. Consider approval of the July 8, 2021, meeting minutes.
Access	Public
Type	Action, Minutes
Recommended Action	Approve as presented.
Minutes	View Minutes for Jul 8, 2021 - Municipal Development District Board Meeting

Public Content

07.08.21 MDD Minutes.pdf (50 KB)

Municipal Development District Board Meeting (Thursday, July 8, 2021)

Members present
Diana Smith, George Kemper, Gina Nash, Jermaine McDaniel, Valarie Pike

1. Call to Order: The Municipal Development District Board of the City of Sachse will hold a Regular Meeting on Thursday, July 8, 2021, at 7:00 p.m. to consider the following items of business:
The meeting was called to order at 7:15 PM.

2. Invocation and Pledge of Allegiance to the U.S. and Texas Flags.
The invocation was given by Lance Whitworth and the pledge to the U.S. and Texas flags was led by George Kemper.

3. Consider approval of the February 11, 2021, meeting minutes.
A motion to approve the February 11, 2021, meeting minutes as presented was made by Gina Nash and seconded by Diana Smith. The motion passed unanimously.

4. Accept the Quarterly Investment Reports for the quarters ending December 31, 2020, and March 31, 2021.
A motion was made by Valarie Pike and seconded by Diana Smith to accept the Quarterly Investment Reports for the quarters ending December 31, 2020, and March 31, 2021. The motion passed unanimously.

5. Discuss and make a recommendation to the City Council on park projects and the corresponding budget for the Municipal Development District to fund for the 2021-2022 fiscal year budget.
A motion was made by Valarie Pike and seconded by George Kemper to approve $1,449,000 for Phase 1 of J.K. Sachse Park for the fiscal year 2021-2022. The motion passed unanimously.

6. Discuss and receive an update on the J.K. Sachse Park.
City staff is reviewing construction documents and will get back to Kimley Horn. Once the documents are finalized it will go out to bid for construction. This is anticipated in the beginning in October 2021.

7. Request for future agenda items.
Requests were made to receive an update on JK Sachse Park, get details on the bid, and receive an update on the Collin County grant.

8. Set upcoming board meeting date.
The next meeting will be October 14, 2021.

9. Adjournment.
The meeting was adjourned at 7:46 PM.

ATTEST:

_____
George H Kemper, Vice President

APPROVED:

_____
Jermaine McDaniel, President

Agenda Item Details

Meeting	Oct 14, 2021 - Municipal Development District Board Meeting
Category	A. Regular Meeting
Subject	4. Introduce new board members and consider the appointment of officers for the Municipal Development District (MDD) Board including President, Vice President, and Secretary.
Access	Public
Type	Action, Discussion
Recommended Action	Approve appointing _____ as President; _____ as VP, and _____ as Secretary with a term to expire on June 30, 2022.
Goals	Provide excellent government services to Sachse citizens.

Public Content

Agenda Item Details

Meeting	Oct 14, 2021 - Municipal Development District Board Meeting
Category	A. Regular Meeting
Subject	5. Accept the Quarterly Investment Report for the quarter ending June 30, 2021.
Access	Public
Type	Action
Preferred Date	Oct 14, 2021
Recommended Action	Accept the Quarterly Investment Report for the quarter ending June 30, 2021.
Goals	Be a model of financial stewardship through growth management, responsible investment, and financial transparency.

Public Content

BACKGROUND
The Finance Department releases a Quarterly Investment Report on the City's finances to provide an overview of investment activity for the Money Market, Investment Pool, and Certificate of Deposit accounts.

OVERVIEW
It is the City's strategy to maintain a high percentage of idle funds invested in safe, secure, and liquid investment securities and pooled investment types. This strategy is in accordance with the Public Funds Investment (PFIA) and City policy.

POLICY CONSIDERATIONS
The PFIA and City Investment Policy require that the Investment Officers prepare and submit quarterly a written report of investment transactions for all funds covered by the Investment Policy to the City Council and to the governing boards of all component units.

RECOMMENDATION
Accept the Quarterly Investment Report for the quarter ending June 30, 2021.

3rd Qtr Investment Report FY21.pdf (1,289 KB)

The City of SACHSE

Finance Department Memo

To: **Gina Nash, City Manager**

From: Berna Fitzpatrick-Walker, Finance Manager

CC: Mayor and City Council

Date: August 10, 2021

Re: **Investment Report for period ending June 30, 2021**

Attached is the Quarterly Investment Report for the quarter ending June 30 of the fiscal year 2020-2021. This report complies with the requirements of the City's Investment Policy and the Public Funds Investment Act as amended. For this period, the City's portfolio consisted of the following investments:

Portfolio at Quarter Close:	Rate at 6/30/21	% Total	Total Investment
Money Market Account –ANB	.35%	44.55%	27,527,611
Money Market Account – NexBank	.45%	11.03%	6,816,775
Money Market Account 2017CO – NexBank	.45%	3.14%	1,937,405
Money Market Account 2017A CO – NexBank	.45%	5.54%	3,422,059
Money Market Account (EDC)-ANB	.35%	2.67%	1,649,430
Money Market Account (EDC)-NexBank	.45%	1.65%	1,021,218
Investment Pool – Tex Pool	.010%	1.44%	888,670
Investment Pool – 2019/20 Tax Notes-TexPool	.010%	2.31%	1,425,447
CD Citizens Bank 5733	.65%	1.62%	1,003,100
CD Citizens Bank 5723	.65%	1.62%	1,003,100
CD Citizens Bank 5743	.65%	1.62%	1,003,100
CD Citizens Bank 5773	.65%	1.62%	1,003,100
CD Citizens Bank 5763	.65%	1.62%	1,003,100
CD Citizens Bank 5783	.65%	1.62%	1,003,100
CD Citizens Bank 5043	.90%	1.63%	1,010,159
CD Prosperity 135	.20%	1.63%	1,009,420
CD Prosperity 136	.20%	1.63%	1,009,420
CD Prosperity 4	.70%	1.63%	1,006,435
CD Prosperity 5	.70%	1.63%	1,006,435
CD Origin Bank 1735	.25%	1.62%	1,000,000
CD Origin Bank 9857	.25%	1.62%	1,000,000
CD Origin Bank 7978	.25%	1.62%	1,000,000
CD Texas Security 12529	.95%	1.64%	1,011,769
CD Texas Security 12530	.95%	1.64%	1,011,769
CD Texas Security 12528	.90%	1.64%	1,011,566
Total Invested City Funds:		100.0%	**$61,784,190**

The City does not carry any security instrument (investment type) on its books that is traded on the open market; therefore, all investments are listed at 100% of market value. Interest earnings on all certificate of deposit accounts are accreted quarterly or at maturity. All Funds on deposit are fully secured and safeguarded. **Total investment interest earned for the quarter ending June 30 was $66,357.17.**

Citywide cash and investments for the period ending June 30 was $61,784,190. Of this amount, $2,670,647.68 is for the Sachse EDC. It is the strategy of the Finance Department to maintain a high percentage of its idle funds invested in safe and secure investment securities and pooled investment types in accordance with the Public Funds Investment Act.

78% of the City's current portfolio has liquidity of 30 days or less, which is more than adequate for daily operations. The City investments are liquid and have same day access. The City's investment and cash management strategy will be to maintain operational and capital needs in money market accounts and liquid asset pools. The City's funds are swept into the above accounts and withdrawn as needed for operational cash flow requirements.

The average interest rate/yield on the City's investments for the period was .43%; weighted average maturity of 74 days. The Texpool Prime Fund interest rate was .0708% and the Texpool interest rate was .0131% at June 30, 2021. The rolling three-month Treasury yield was .02% with the rolling six-month Treasury yield at .06%.

QUARTERLY INVESTMENT REPORT

For the Quarter Ended

June 30, 2021

Prepared by
Valley View Consulting, L.L.C.

The investment portfolio of the City is in compliance with the Public Funds Investment Act and the Investment Policy and strategies.

Director of Finance

Assistant Director of Finance

Finance Manager

Disclaimer: These reports were compiled using information provided by the City of Sachse. No procedures were performed to test the accuracy or completeness of this information. The market values included in these reports were obtained by Valley View Consulting, L.L.C. from sources believed to be accurate and represent proprietary valuation. Due to market fluctuations these levels are not necessarily reflective of current liquidation values. Yield calculations are not determined using standard performance formulas, are not representative of total return yields and do not account for investment advisor fees.

Summary

Quarter End Results by Investment Category:

Asset Type	March 31, 2021 Book Value	March 31, 2021 Market Value	June 30, 2021 Book Value	June 30, 2021 Market Value	Ave. Yield
Bank/Pool	$ 46,503,596	$ 46,503,596	$ 44,688,615	$ 44,688,615	0.36%
CDs/Securities	17,080,034	17,080,034	17,095,575	17,095,575	0.60%
Totals	**$ 63,583,630**	**$ 63,583,630**	**$ 61,784,190**	**$ 61,784,190**	0.43%

Current Quarter Average Yield *(1)*	
Total Portfolio	0.43%
Weighted Average Maturity	74 days
Rolling Three Month Treasury	0.02%
Rolling Six Month Treasury	0.06%
TexPool	0.01%

Fiscal Year-to-Date Average Yield *(2)*	
Total Portfolio	0.44%
Rolling Three Month Treasury	0.06%
Rolling Six Month Treasury	0.09%
TexPool	0.04%

Interest Earnings (Approximate)

	City	EDC
Interest Earnings QTR	$ 64,076	$ 2,281
Interest Earnings YTD	$ 200,614	$ 5,283

(1) Current Quarter Weighted Average Yield - calculated using quarter end report yields and adjusted book values and does not reflect a total return analysis; realized and unrealized gains/losses and investment advisory fees are not considered. The yield for the reporting month is used for bank, pool, and money market balances.

(2) Fiscal Year-to-Date Weighted Average Yields - calculated using quarter end report yields and adjusted book values and does not reflect a total return analysis or account for advisory fees.

Economic Overview

6/30/2021

The Federal Open Market Committee (FOMC) maintained the Fed Funds target range at 0.00% to 0.25% (Effective Fed Funds are trading <0.10%), and projects that reduced rates could remain into 2023. First Quarter GDP posted +6.4% (Final). In June, Payrolls added 850k and Unemployment (U2) rose slightly to 5.9%. Crude oil traded up to +/-$75 per barrel. The Stock Markets reached new highs. Housing, Industrial Production, Durable Goods, Consumer Spending, and other indicators moderated and showed signs of strain. The Biden administration and Congress continue to negotiate an infrastructure package. Inflation surged over the FOMC 2+% target, but is considered to be temporary. The Yield Curve "humped" slightly in the two-to-three year maturity sector while the long end fell.

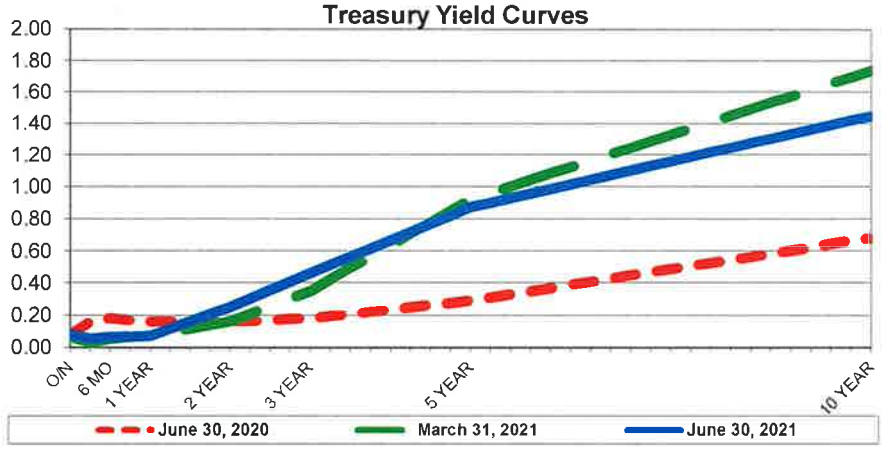

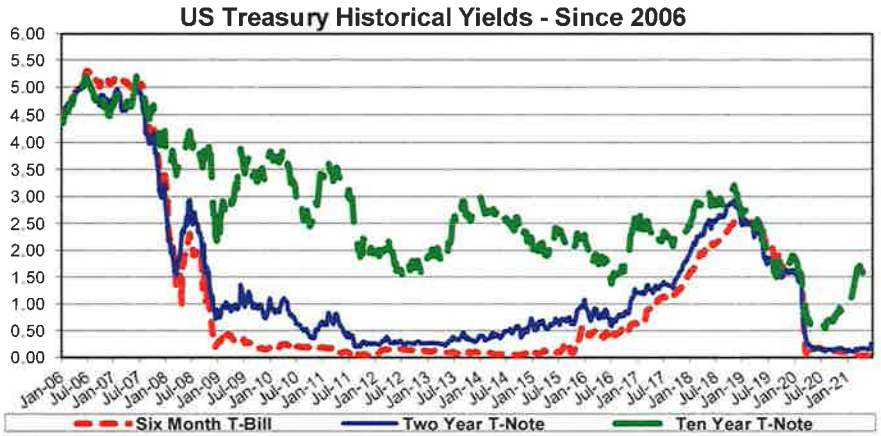

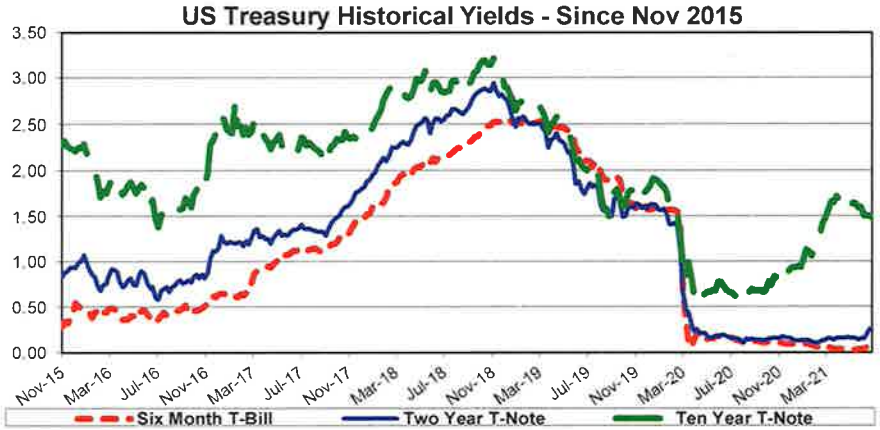

Investment Holdings
June 30, 2021

Description	Rating	Coupon/ Discount	Maturity Date	Settlement Date	Original Face\ Par Value	Book Value	Market Price	Market Value	Life (days)	Yield
ANB MMA		0.35%	07/01/21	06/30/21	$ 29,177,041	$ 29,177,041	1.00	$ 29,177,041	1	0.35%
NexBank ICS		0.45%	07/01/21	06/30/21	13,197,457	13,197,457	1.00	13,197,457	1	0.45%
TexPool	AAAm	0.01%	07/01/21	06/30/21	2,314,117	2,314,117	1.00	2,314,117	1	0.01%
Prosperity Bank CD 0004		0.70%	07/23/21	07/23/20	1,006,435	1,006,435	100.00	1,006,435	23	0.70%
Prosperity Bank CD 0005		0.70%	07/23/21	07/23/20	1,006,435	1,006,435	100.00	1,006,435	23	0.70%
Citizens Bank CD 5043		0.90%	12/30/21	12/30/20	1,010,159	1,010,159	100.00	1,010,159	183	0.90%
Texas Security Bank CD 2528		0.90%	01/06/22	04/06/20	1,011,566	1,011,566	100.00	1,011,566	190	0.90%
Citizens Bank CD5723		0.65%	01/07/22	01/07/21	1,003,100	1,003,100	100.00	1,003,100	191	0.65%
Citizens Bank CD5733		0.65%	01/07/22	01/07/21	1,003,100	1,003,100	100.00	1,003,100	191	0.65%
Citizens Bank CD5743		0.65%	01/07/22	01/07/21	1,003,100	1,003,100	100.00	1,003,100	191	0.65%
Texas Security Bank CD 2530		0.95%	04/06/22	04/06/20	1,011,769	1,011,769	100.00	1,011,769	280	0.95%
Texas Security Bank CD 2529		0.95%	04/06/22	04/06/20	1,011,769	1,011,769	100.00	1,011,769	280	0.95%
Prosperity Bank CD 0135		0.20%	06/30/22	06/30/21	1,009,420	1,009,420	100.00	1,009,420	365	0.20%
Prosperity Bank CD 0136		0.20%	06/30/22	06/30/21	1,009,420	1,009,420	100.00	1,009,420	365	0.20%
Origin Bank CD1735		0.25%	06/30/22	06/30/21	1,000,000	1,000,000	100.00	1,000,000	365	0.25%
Origin Bank CD9857		0.25%	06/30/22	06/30/21	1,000,000	1,000,000	100.00	1,000,000	365	0.25%
Origin Bank CD7978		0.25%	06/30/22	06/30/21	1,000,000	1,000,000	100.00	1,000,000	365	0.25%
Citizens Bank CD5763		0.65%	07/07/22	01/07/21	1,003,100	1,003,100	100.00	1,003,100	372	0.65%
Citizens Bank CD5773		0.65%	07/07/22	01/07/21	1,003,100	1,003,100	100.00	1,003,100	372	0.65%
Citizens Bank CD5783		0.65%	07/07/22	01/07/21	1,003,100	1,003,100	100.00	1,003,100	372	0.65%
					$ 61,784,190	**$ 61,784,190**		**$ 61,784,190**	**74**	**0.43%**
									(1)	**(2)**

(1) Weighted average life - For purposes of calculating weighted average life, pool investments are assumed to have a one day maturity.

(2) Weighted average yield to maturity - The weighted average yield to maturity is based on adjusted book value, realized and unrealized gains/losses and investment advisory fees are not considered.

Portfolio Composition

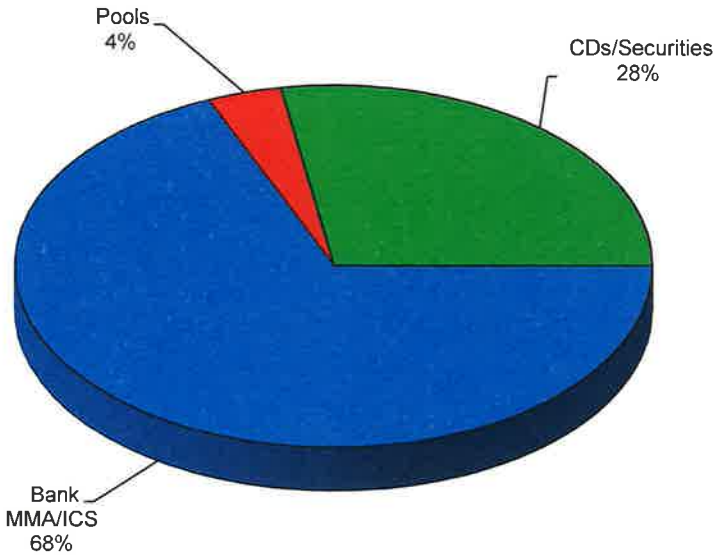

Total Portfolio (Millions)

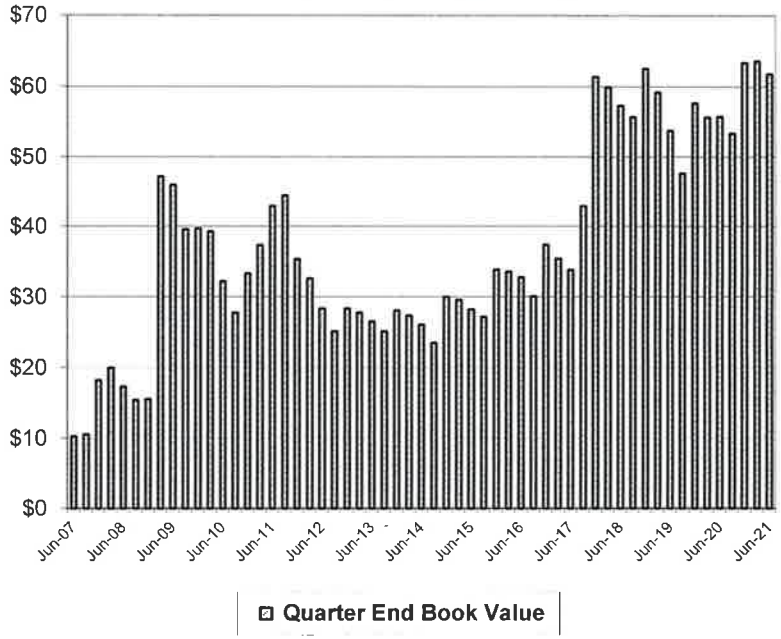

Total Portfolio Performance

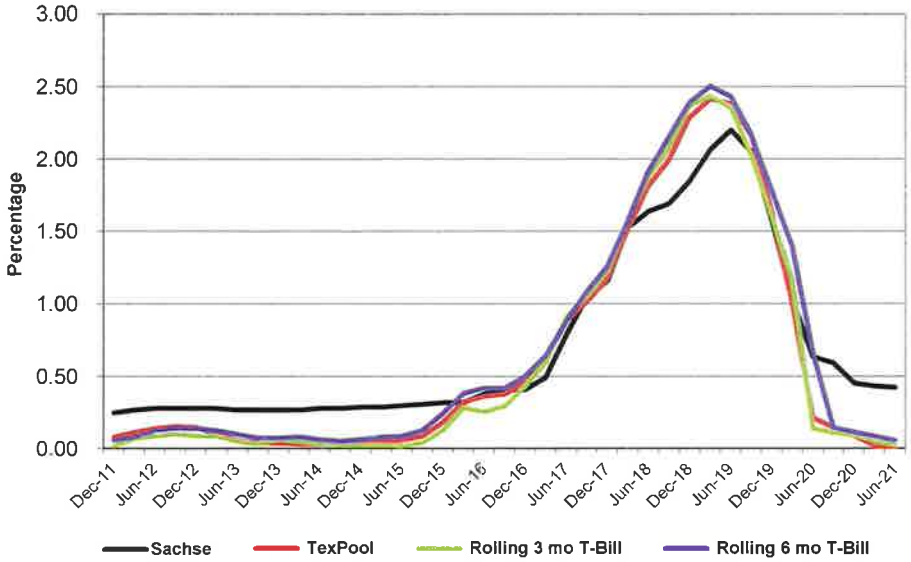

Book & Market Value Comparison

Issuer/Description	Yield	Maturity Date	Book Value 03/31/21	Increases	Decreases	Book Value 06/30/21	Market Value 03/31/21	Change in Market Value	Market Value 06/30/21
ANB MMA	0.35%	07/01/21	$ 26,733,556	$ 2,443,486	$ –	$ 29,177,041	$ 26,733,556	$ 2,443,486	$ 29,177,041
BTH Bank ICS	0.03%	07/01/21	2,676,587	–	(2,676,587)	–	2,676,587	(2,676,587)	–
NexBank ICS	0.45%	07/01/21	13,182,660	14,797	–	13,197,457	13,182,660	14,797	13,197,457
TexPool	0.01%	07/01/21	3,910,794	–	(1,596,677)	2,314,117	3,910,794	(1,596,677)	2,314,117
Prosperity Bank CD 0001	0.55%	04/23/21	1,003,661	–	(1,003,661)	–	1,003,661	(1,003,661)	–
Prosperity Bank CD 0002	0.55%	04/23/21	1,003,661	–	(1,003,661)	–	1,003,661	(1,003,661)	–
Prosperity Bank CD 0003	0.55%	04/23/21	1,003,661	–	(1,003,661)	–	1,003,661	(1,003,661)	–
Prosperity Bank CD 9997	0.75%	06/30/21	1,007,514	–	(1,007,514)	–	1,007,514	(1,007,514)	–
Prosperity Bank CD 9998	0.75%	06/30/21	1,007,514	–	(1,007,514)	–	1,007,514	(1,007,514)	–
Prosperity Bank CD 0004	0.70%	07/23/21	1,004,661	1,774	–	1,006,435	1,004,661	1,774	1,006,435
Prosperity Bank CD 0005	0.70%	07/23/21	1,004,661	1,774	–	1,006,435	1,004,661	1,774	1,006,435
Citizens Bank CD 5043	0.90%	12/30/21	1,007,898	2,260	–	1,010,159	1,007,898	2,260	1,010,159
Texas Security Bank CD 2528	0.90%	01/06/22	1,009,176	2,390	–	1,011,566	1,009,176	2,390	1,011,566
Citizens Bank CD5723	0.65%	01/07/22	1,001,478	1,622	–	1,003,100	1,001,478	1,622	1,003,100
Citizens Bank CD5733	0.65%	01/07/22	1,001,478	1,622	–	1,003,100	1,001,478	1,622	1,003,100
Citizens Bank CD5743	0.65%	01/07/22	1,001,478	1,622	–	1,003,100	1,001,478	1,622	1,003,100
Texas Security Bank CD 2530	0.95%	04/06/22	1,009,379	2,390	–	1,011,769	1,009,379	2,390	1,011,769
Texas Security Bank CD 2529	0.95%	04/06/22	1,009,379	2,390	–	1,011,769	1,009,379	2,390	1,011,769
Prosperity Bank CD 0135	0.20%	06/30/22	–	1,009,420	–	1,009,420	–	1,009,420	1,009,420
Prosperity Bank CD 0136	0.20%	06/30/22	–	1,009,420	–	1,009,420	–	1,009,420	1,009,420
Origin Bank CD1735	0.25%	06/30/22	–	1,000,000	–	1,000,000	–	1,000,000	1,000,000
Origin Bank CD9857	0.25%	06/30/22	–	1,000,000	–	1,000,000	–	1,000,000	1,000,000
Origin Bank CD7978	0.25%	06/30/22	–	1,000,000	–	1,000,000	–	1,000,000	1,000,000
Citizens Bank CD5763	0.65%	07/07/22	1,001,478	1,622	–	1,003,100	1,001,478	1,622	1,003,100
Citizens Bank CD5773	0.65%	07/07/22	1,001,478	1,622	–	1,003,100	1,001,478	1,622	1,003,100
Citizens Bank CD5783	0.65%	07/07/22	1,001,478	1,622	–	1,003,100	1,001,478	1,622	1,003,100
TOTAL / AVERAGE	**0.43%**		**$ 63,583,630**	**$ 7,499,835**	**$ (9,299,274)**	**$ 61,784,190**	**$ 63,583,630**	**$ (1,799,440)**	**$ 61,784,190**

Allocation
June 30, 2021

Book & Market Value	Total	TIRZ #2 Station	GO I&S	General Fund	W/S Restricted	W/S Operations	Capital Project	2009 GO Bonds
ANB MMA	$ 29,177,041	$ 49,128	$ 1,681,374	$ 8,762,996	$ 242,545	$ 7,430,919	$ 1,761,409	$ 115,035
NexBank ICS	13,197,457	–	–	98	–	155,054	4,022,376	262,696
TexPool	2,314,117	–	–	–	–	5,108	568,346	37,118
07/23/21–Prosperity Bank CD 0004	1,006,435	–	–	–	–	–	1,006,435	–
07/23/21–Prosperity Bank CD 0005	1,006,435	–	–	1,006,435	–	–	–	–
12/30/21–Citizens Bank CD 5043	1,010,159	–	–	–	–	1,010,159	–	–
01/06/22–Texas Security Bank CD 2528	1,011,566	–	–	–	–	1,011,566	–	–
01/07/22–Citizens Bank CD5723	1,003,100	–	–	–	–	1,003,100	–	–
01/07/22–Citizens Bank CD5733	1,003,100	–	–	1,003,100	–	–	–	–
01/07/22–Citizens Bank CD5743	1,003,100	–	–	–	–	–	1,003,100	–
04/06/22–Texas Security Bank CD 2530	1,011,769	–	–	1,011,769	–	–	–	–
04/06/22–Texas Security Bank CD 2529	1,011,769	–	–	–	–	1,011,769	–	–
06/30/22–Prosperity Bank CD 0135	1,009,420	–	–	1,009,420	–	–	–	–
06/30/22–Prosperity Bank CD 0136	1,009,420	–	–	–	–	1,009,420	–	–
06/30/22–Origin Bank CD1735	1,000,000	–	–	1,000,000	–	–	–	–
06/30/22–Origin Bank CD9857	1,000,000	–	–	–	–	1,000,000	–	–
06/30/22–Origin Bank CD7978	1,000,000	–	–	–	–	–	–	–
07/07/22–Citizens Bank CD5763	1,003,100	–	–	–	–	1,003,100	–	–
07/07/22–Citizens Bank CD5773	1,003,100	–	–	1,003,100	–	–	–	–
07/07/22–Citizens Bank CD5783	1,003,100	–	–	–	–	–	818,411	184,689
Totals	**$ 61,784,190**	**$ 49,128**	**$ 1,681,374**	**$ 14,796,918**	**$ 242,545**	**$ 14,640,195**	**$ 9,180,077**	**$ 599,538**

Allocation (continued)

June 30, 2021

Book & Market Value	**2017 CO**	**2017A CO**	**2019/2020 Tax Notes**	**Restricted Park Develop,**	**CARES Act Funds**	**Restricted General**	**Restricted Water Impact**	**Restricted Sewer Impact**
ANB MMA	$ –	$ –	$ –	$ 795,501	$ 546,618	$ 574,902	$ 1,105,578	$ 1,338,519
NexBank ICS	1,937,405	3,422,059	–	74,318	–	53,430	462,993	560,544
TexPool	–	–	1,425,447	–	–	–	99,056	119,926
07/23/21–Prosperity Bank CD 0004	–	–	–	–	–	–	–	–
07/23/21–Prosperity Bank CD 0005	–	–	–	–	–	–	–	–
12/30/21–Citizens Bank CD 5043	–	–	–	–	–	–	–	–
01/06/22–Texas Security Bank CD 2528	–	–	–	–	–	–	–	–
01/07/22–Citizens Bank CD5723	–	–	–	–	–	–	–	–
01/07/22–Citizens Bank CD5733	–	–	–	–	–	–	–	–
01/07/22–Citizens Bank CD5743	–	–	–	–	–	–	–	–
04/06/22–Texas Security Bank CD 2530	–	–	–	–	–	–	–	–
04/06/22–Texas Security Bank CD 2529	–	–	–	–	–	–	–	–
06/30/22–Prosperity Bank CD 0135	–	–	–	–	–	–	–	–
06/30/22–Prosperity Bank CD 0136	–	–	–	–	–	–	–	–
06/30/22–Origin Bank CD1735	–	–	–	–	–	–	–	–
06/30/22–Origin Bank CD9857	–	–	–	–	–	–	–	–
06/30/22–Origin Bank CD7978	–	–	–	–	–	–	356,189	431,237
07/07/22–Citizens Bank CD5763	–	–	–	–	–	–	–	–
07/07/22–Citizens Bank CD5773	–	–	–	–	–	–	–	–
07/07/22–Citizens Bank CD5783	–	–	–	–	–	–	–	–
Totals	**$ 1,937,405**	**$ 3,422,059**	**$ 1,425,447**	**$ 869,819**	**$ 546,618**	**$ 628,332**	**$ 2,023,816**	**$ 2,450,226**

Allocation
June 30, 2021

(continued)

Book & Market Value	Restricted Roadway	Street Maint.	VERF	MDD	Health Insurance	Station O&M PID	EDC
ANB MMA	$ 659,809	$ 677,621	$ 547,082	$ 623,403	$ 610,317	$ 4,855	$ 1,649,430
NexBank ICS	276,314	–	426,611	337,405	184,937	–	1,021,218
TexPool	59,116	–	–	–	–		–
07/23/21–Prosperity Bank CD 0004	–	–	–	–	–	–	–
07/23/21–Prosperity Bank CD 0005	–	–	–	–	–	–	–
12/30/21–Citizens Bank CD 5043	–	–	–	–	–	–	–
01/06/22–Texas Security Bank CD 2528	–	–	–	–	–	–	–
01/07/22–Citizens Bank CD5723	–	–	–	–	–	–	–
01/07/22–Citizens Bank CD5733	–	–	–	–	–	–	–
01/07/22–Citizens Bank CD5743	–	–	–	–	–	–	–
04/06/22–Texas Security Bank CD 2530	–	–	–	–	–	–	–
04/06/22–Texas Security Bank CD 2529	–	–	–	–	–	–	–
06/30/22–Prosperity Bank CD 0135	–	–	–	–	–	–	–
06/30/22–Prosperity Bank CD 0136	–	–	–	–	–	–	–
06/30/22–Origin Bank CD1735	–	–	–	–	–	–	–
06/30/22–Origin Bank CD9857	–	–	–	–	–	–	–
06/30/22–Origin Bank CD7978	212,574	–	–	–	–	–	–
07/07/22–Citizens Bank CD5763	–	–	–	–	–	–	–
07/07/22–Citizens Bank CD5773	–	–	–	–	–	–	–
07/07/22–Citizens Bank CD5783	–	–	–	–	–	–	–
Totals	**$ 1,207,813**	**$ 677,621**	**$ 973,693**	**$ 960,808**	**$ 795,255**	**$ 4,855**	**$ 2,670,648**

Allocation
March 31, 2021

Book & Market Value	Total	PGBT TIF	TIRZ #2 Station	GO I&S	General Fund	W/S Restricted	W/S Operations	Capital Project
ANB MMA	$ 26,733,556	$ (3,023)	$ (18,325)	$ 1,617,172	$ 10,613,724	$ 242,545	$ 6,275,906	$ 1,292,534
BTH Bank ICS	2,676,587	–	–	–	–	–	952,795	–
NexBank ICS	13,182,660	–	–	–	98	–	112,489	3,091,448
TexPool	3,910,794	–	–	–	–	–	470,103	766,439
04/23/21–Prosperity Bank CD 0001	1,003,661	–	–	–	–	–	–	1,003,661
04/23/21–Prosperity Bank CD 0002	1,003,661	–	–	–	1,003,661	–	–	–
04/23/21–Prosperity Bank CD 0003	1,003,661	–	–	–	–	–	1,003,661	–
06/30/21–Prosperity Bank CD 9997	1,007,514	–	–	–	1,007,514	–	–	–
06/30/21–Prosperity Bank CD 9998	1,007,514	–	–	–	–	–	1,007,514	–
07/23/21–Prosperity Bank CD 0004	1,004,661	–	–	–	–	–	–	1,004,661
07/23/21–Prosperity Bank CD 0005	1,004,661	–	–	–	1,004,661	–	–	–
12/30/21–Citizens Bank CD 5043	1,007,898	–	–	–	–	–	1,007,898	–
01/06/22–Texas Security Bank CD 2528	1,009,176	–	–	–	–	–	1,009,176	–
01/07/22–Citizens Bank CD5723	1,001,478	–	–	–	–	–	1,001,478	–
01/07/22–Citizens Bank CD5733	1,001,478	–	–	–	1,001,478	–	–	–
01/07/22–Citizens Bank CD5743	1,001,478	–	–	–	–	–	–	1,001,478
04/06/22–Texas Security Bank CD 2530	1,009,379	–	–	–	1,009,379	–	–	–
04/06/22–Texas Security Bank CD 2529	1,009,379	–	–	–	–	–	1,009,379	–
07/07/22–Citizens Bank CD5763	1,001,478	–	–	–	–	–	1,001,478	–
07/07/22–Citizens Bank CD5773	1,001,478	–	–	–	1,001,478	–	–	–
07/07/22–Citizens Bank CD5783	1,001,478	–	–	–	–	–	–	–
Totals	**$ 63,583,630**	**$ (3,023)**	**$ (18,325)**	**$ 1,617,172**	**$ 16,641,994**	**$ 242,545**	**$ 14,851,877**	**$ 8,160,221**

Allocation (continued)

March 31, 2021

Book & Market Value	**2009 GO Bonds**	**2017 CO**	**2017A CO**	**2019/2020 Tax Notes**	**Restricted Park Develop,**	**CARES Act Funds**	**Restricted General**	**Restricted Water Impact**
ANB MMA	$ 402,981	$ –	$ –	$ –	$ 485,792	$ 658,113	$ 255,399	$ 717,826
BTH Bank ICS	–	–	–	–	379,989	–	193,894	35,427
NexBank ICS	963,840	1,977,751	3,643,075	–	249,964	–	127,547	331,460
TexPool	238,958	–	–	1,457,221	–	–	–	309,200
04/23/21–Prosperity Bank CD 0001	–	–	–	–	–	–	–	–
04/23/21–Prosperity Bank CD 0002	–	–	–	–	–	–	–	–
04/23/21–Prosperity Bank CD 0003	–	–	–	–	–	–	–	–
06/30/21–Prosperity Bank CD 9997	–	–	–	–	–	–	–	–
06/30/21–Prosperity Bank CD 9998	–	–	–	–	–	–	–	–
07/23/21–Prosperity Bank CD 0004	–	–	–	–	–	–	–	–
07/23/21–Prosperity Bank CD 0005	–	–	–	–	–	–	–	–
12/30/21–Citizens Bank CD 5043	–	–	–	–	–	–	–	–
01/06/22–Texas Security Bank CD 2528	–	–	–	–	–	–	–	–
01/07/22–Citizens Bank CD5723	–	–	–	–	–	–	–	–
01/07/22–Citizens Bank CD5733	–	–	–	–	–	–	–	–
01/07/22–Citizens Bank CD5743	–	–	–	–	–	–	–	–
04/06/22–Texas Security Bank CD 2530	–	–	–	–	–	–	–	–
04/06/22–Texas Security Bank CD 2529	–	–	–	–	–	–	–	–
07/07/22–Citizens Bank CD5763	–	–	–	–	–	–	–	–
07/07/22–Citizens Bank CD5773	–	–	–	–	–	–	–	–
07/07/22–Citizens Bank CD5783	1,001,478	–	–	–	–	–	–	–
Totals	**$ 2,607,257**	**$ 1,977,751**	**$ 3,643,075**	**$ 1,457,221**	**$ 1,115,745**	**$ 658,113**	**$ 576,839**	**$ 1,393,913**

Allocation
March 31, 2021

(continued)

Book & Market Value

	Restricted Sewer Impact	Restricted Roadway	Street Maint.	VERF	MDD	Health Insurance	EDC
ANB MMA	$ 1,095,449	$ 457,382	$ 483,203	$ 589,979	$ 169,993	$ 499,910	$ 896,995
BTH Bank ICS	54,064	22,573	60,152	–	343,402	50,289	584,001
NexBank ICS	505,829	211,198	–	426,133	337,027	184,730	1,020,073
TexPool	471,859	197,015	–	–	–	–	–
04/23/21–Prosperity Bank CD 0001	–	–	–	–	–	–	–
04/23/21–Prosperity Bank CD 0002	–	–	–	–	–	–	–
04/23/21–Prosperity Bank CD 0003	–	–	–	–	–	–	–
06/30/21–Prosperity Bank CD 9997	–	–	–	–	–	–	–
06/30/21–Prosperity Bank CD 9998	–	–	–	–	–	–	–
07/23/21–Prosperity Bank CD 0004	–	–	–	–	–	–	–
07/23/21–Prosperity Bank CD 0005	–	–	–	–	–	–	–
12/30/21–Citizens Bank CD 5043	–	–	–	–	–	–	–
01/06/22–Texas Security Bank CD 2528	–	–	–	–	–	–	–
01/07/22–Citizens Bank CD5723	–	–	–	–	–	–	–
01/07/22–Citizens Bank CD5733	–	–	–	–	–	–	–
01/07/22–Citizens Bank CD5743	–	–	–	–	–	–	–
04/06/22–Texas Security Bank CD 2530	–	–	–	–	–	–	–
04/06/22–Texas Security Bank CD 2529	–	–	–	–	–	–	–
07/07/22–Citizens Bank CD5763	–	–	–	–	–	–	–
07/07/22–Citizens Bank CD5773	–	–	–	–	–	–	–
07/07/22–Citizens Bank CD5783	–	–	–	–	–	–	–
Totals	**$ 2,127,202**	**$ 888,168**	**$ 543,355**	**$ 1,016,112**	**$ 850,422**	**$ 734,929**	**$ 2,501,068**

Portfolio Summary
City of Sachse, TX
June 30, 2021

Safety - Investment Type

Investment Type	Book Value	Percent
Money Market Account*	$ 42,374,497	68.6%
Investment Pools	2,314,117	3.7%
CD's	17,095,574	27.7%
Total*	$ 61,784,190	100%

*(Includes Sachse EDC Money Market)

Liquidity - Investments by Maturity Date

Under 30 days	$ 46,701,486	76%
31 - 90 days		0%
91 - 180 days		0%
181 - 365 days	12,258,092	20%
366 - 760 days	2,824,611	5%
Total Principal Invested	$ 61,784,190	100%

Portfolio Yield

Portfolio	Fiscal YTD Interest	Int Earned this QTR	(FYTD) Percent of total
Debt Service	$ 3,968	$ 1,394	1.93%
General Fund	$ 60,817	18,298	29.54%
Water and Sewer Fund	$ 72,466	21,230	35.20%
Capital Project Fund	$ 43,514	15,756	21.13%
Special Revenue Fund	$ 5,246	1,642	2.55%
Impact Fee Fund	$ 8,692	3,555	4.22%
Street Maintenance Fund	$ 947	$ 460	0.46%
Vehicle/Equipment Fund	$ 1,751	$ 478	0.85%
Municipal Development District	$ 1,741	$ 728	0.85%
Health Insurance Fund	$ 1,443	506	0.70%
Sachse EDC	$ 5,283	2,281	2.57%
TIRZ#2	$ 29	$ 29	0.01%
Total Portfolios	$ 205,897	$ 66,357	99.99%

Portfolio Balance

Portfolio	Beginning Balances	Ending Book Balances	Change
Debt Service	$ 1,617,172	$ 1,681,374	$ 64,202.00
General Fund	16,641,994	14,796,918	(1,845,076.00)
Water and Sewer Fund	17,072,173	16,820,146	(252,027.00)
Capital Project Fund	15,867,774	14,627,121	(1,240,652.93)
Special Revenue Fund	2,350,699	2,044,769	(305,930.00)
Impact Fee Fund	4,409,283	5,681,855	1,272,572.35
Street Maintenance Fund	543,355	677,621	134,266.00
Vehicle/Equipment Fund	1,016,113	973,693	(42,420.00)
Municipal Development District	850,422	960,808	110,386.00
Health Insurance Fund	734,929	795,255	60,326.00
Sachse EDC	2,501,068	2,670,648	169,580.00
PGBT	(3,023)	0	3,023.00
TIRZ#2 Station	(18,325)	49,128	67,453.00
Station O&M PID	0	4,855	4,855.00
Total Portfolios	$ 63,583,634	$ 61,784,190	$ (1,799,443)

Historical Interest Rates

		April	May	June
Pooled Money Market Account	2021	0.3500%	0.3500%	0.3500%
	2020	0.2000%	0.2000%	0.2000%
	2019	0.2000%	0.2000%	0.2000%
Tex Pool	2021	0.0135%	0.0102%	0.0131%
	2020	0.4552%	0.2669%	0.2165%
	2019	2.4344%	2.4005%	2.3812%

City of Sachse, TX
Investment Portfolios
April 30, 2021

Source	Description	Cusip/ Ref	Purchase Date	Maturity Date	Coupon (Int. Rate)	Days to Maturity	Principal Invested	Book Value Beginning of Month	Book Value Change 1	Book Value End of Month	Market Value Beginning of Month	Market Value Change	Market Value End of Month
Debt Service													
GO Bond I&S Fund	Money Market	114512	4/30/2021	5/1/2021	0.3500%	1	1,617,172	1,617,172	19,966	1,637,138	1,617,172	19,966	1,637,138
GO Bond I&S Fund	Money Market	BTH	4/30/2021	5/1/2021	0.0800%	1	0	0		0	0	0	0
GO Bond I&S Fund	Money Market	NexBank	4/30/2021	5/1/2021	0.4500%	1	0	0		0	0	0	0
GO Bond I&S Fund	TexPool	1111-000	4/30/2021	5/1/2021	0.0793%	1	0	0		0	0	0	0
Total							1,617,171	1,617,172	19,966	1,637,138	1,617,172	19,966	1,637,138
General Fund													
General Fund	TexPool	1111-000	4/30/2021	5/1/2021	0.0793%	1	0	0		0	0	0	0
General Fund	Money Market	114512	4/30/2021	5/1/2021	0.3500%	1	10,613,725	10,613,725	33,783	10,647,508	10,613,725	33,783	10,647,508
General Fund	Money Market	BTH	4/30/2021	5/1/2021	0.0800%	1	0	0		0	0	0	0
General Fund	Money Market	NexBank	4/30/2021	5/1/2021	0.4500%	1	98	98		98	98	0	98
General Fund	CD	Prosperity 2	7/23/2020	4/23/2021	0.5500%		1,000,000	1,003,661	(1,003,661)	0	1,003,661	(1,003,661)	0
General Fund	CD	Citizens 5733	1/7/2021	1/7/2022	0.6500%	252	1,000,000	1,001,478	535	1,002,013	1,001,478	535	1,002,013
General Fund	CD	Citizens 5773	1/7/2021	7/7/2022	0.6500%	433	1,000,000	1,001,478	535	1,002,013	1,001,478	535	1,002,013
General Fund	CD	Prosperity 5	7/23/2020	7/23/2021	0.7000%	84	1,000,000	1,004,661	598	1,005,259	1,004,661	598	1,005,259
General Fund	CD	Legacy 9997	3/30/2020	6/30/2021	0.7500%	61	1,007,514	1,007,514	642	1,008,156	1,007,514	642	1,008,156
General Fund	CD	Texas Sec 530	4/6/2020	4/6/2022	0.9500%	341	1,000,000	1,009,379	787	1,010,166	1,009,379	787	1,010,166
Total							16,621,337	16,641,994	(966,781)	15,675,211	16,641,994	(966,781)	15,675,211
Water and Sewer Fund													
W/S Restricted Fund	Money Market	114512	4/30/2021	5/1/2021	0.3500%	1	242,545	242,545		242,545	242,545	0	242,545
W/S Operations	Money Market	114512	4/30/2021	5/1/2021	0.3500%	1	6,275,906	6,275,906	1,045,216	7,321,122	6,275,906	1,045,216	7,321,122
W/S Operations	Money Market	BTH	4/30/2021	5/1/2021	0.0800%	1	952,795	952,795	9	952,804	952,795	9	952,804
W/S Operations	Money Market	NexBank	4/30/2021	5/1/2021	0.4500%	1	112,489	112,489		112,489	112,489	0	112,489
W/S 2017CO	Money Market	: 3886 2017CO	4/30/2021	5/1/2021	1.4700%	1	1,977,751	1,977,751	731	1,978,482	1,977,751	731	1,978,482
W/S Operations	TexPool	1111-000	4/30/2021	5/1/2021	0.0793%	1	470,103	470,103	5	470,108	470,103	5	470,108
W/S 2017CO	Money Market	14512 2017CO	4/30/2021	5/1/2021	0.3500%	1	0	0		0	0	0	0
W/S Operations	CD	Citizens 5723	1/7/2021	1/7/2022	0.6500%	252	1,000,000	1,001,478	535	1,002,013	1,001,478	535	1,002,013
W/S Operations	CD	Citizens 5763	1/7/2021	7/7/2022	0.6500%	433	1,000,000	1,001,478	535	1,002,013	1,001,478	535	1,002,013
W/S Operations	CD	Citizens 5043	12/30/2020	12/20/2021	0.9000%	234	1,005,667	1,007,898	745	1,008,643	1,007,898	745	1,008,643
W/S Operations	CD	Legacy 9998	3/30/2020	6/30/2021	0.7500%	61	1,000,000	1,007,514	642	1,008,156	1,007,514	642	1,008,156
W/S Operations	CD	Prosperity 3	7/23/2020	4/23/2021	0.5500%		1,000,000	1,003,661	(1,003,661)	0	1,003,661	(1,003,661)	0
W/S Operations	CD	exas Sec 2528	4/6/2020	1/6/2022	0.9500%	251	1,000,000	1,009,176	787	1,009,963	1,009,176	787	1,009,963
W/S Operations	CD	Tex Sec 2529	4/6/2020	4/6/2022	0.9500%	341	1,000,000	1,009,379	787	1,010,166	1,009,379	787	1,010,166
Total							17,037,256	17,072,173	46,331	17,118,502	17,072,173	46,331	17,118,502
Capital Project Funds													
Capital Project Funds	Money Market	114512	4/30/2021	5/1/2021	0.3500%	1	1,292,534	1,292,534	902,585	2,195,119	1,292,534	902,585	2,195,119
Capital Project Funds	Money Market	BTH	4/30/2021	5/1/2021	0.0800%	1	0	0		0	0	0	0
Capital Project Funds	Money Market	NexBank	4/30/2021	5/1/2021	0.4500%	1	3,091,448	3,091,448	1,114,132	4,205,580	3,091,448	1,114,132	4,205,580
Capital Project Funds	TexPool	1111-000	4/30/2021	5/1/2021	0.0793%	1	766,439	766,439	(235,721)	530,718	766,439	(235,721)	530,718
Capital Project Funds	CD	Prosperity 1	7/23/2020	4/23/2021	0.5500%		1,000,000	1,003,661	(1,003,661)	0	1,003,661	(1,003,661)	0
Capital Project Funds	CD	'tizens CD5743	1/7/2021	1/7/2022	0.6500%	252	1,000,000	1,001,478	535	1,002,013	1,001,478	535	1,002,013
2009 GO Bonds	Money Market	114512	4/30/2021	5/1/2021	0.3500%	1	402,981	402,981	(242,844)	160,137	402,981	(242,844)	160,137
2009 GO Bonds	Money Market	BTH	4/30/2021	5/1/2021	0.0800%	1	0	0		0	0	0	0
2009 GO Bonds	TexPool	1111-000	4/30/2021	5/1/2021	0.0793%	1	238,958	238,958	(164,227)	74,731	238,958	(164,227)	74,731
Capital Project Funds	CD	Prosperity 4	7/23/2020	7/23/2021	0.7000%	84	1,000,000	1,004,661	598	1,005,259	1,004,661	598	1,005,259
2009 GO Bonda	CD	'tizens CD5783	1/7/2021	7/7/2022	0.6500%	433	1,000,000	1,001,478	535	1,002,013	1,001,478	535	1,002,013
2009 GO Bonds	Money Market	NexBank	4/30/2021	5/1/2021	0.4500%	1	963,840	963,840	(940,701)	23,139	963,840	(940,701)	23,139
2017A CO Bonds	Money Market	114512	4/30/2021	5/1/2021	0.3500%	1	0	0		0	0	0	0
2017A CO Bonds	TexPool	2017A CO	4/30/2021	5/1/2021	0.0793%	1	0	0		0	0	0	0
2017A CO Bonds	Money Market	ank 2017A CO	4/30/2021	5/1/2021	0.4500%	1	3,643,075	3,643,075	(170,560)	3,472,515	3,643,075	(170,560)	3,472,515
2019/2020 Tax Notes	TexPool	1111-000	4/30/2021	5/1/2021	0.0793%	1	1,457,221	1,457,221	(29)	1,457,192	1,457,221	(29)	1,457,192
Total							15,856,496	15,867,774	(739,358)	15,128,414	15,867,774	(739,358)	15,128,414
Special Revenue Funds													
Restricted Park Development Fee Fun	Money Market	114512	4/30/2021	5/1/2021	0.3500%	1	485,792	485,792	2,924	488,716	485,792	2,924	488,716
Restricted Park Development Fee Fun	Money Market	BTH	4/30/2021	5/1/2021	0.0800%	1	379,989	379,989	(1,678)	378,311	379,989	(1,678)	378,311
Restricted Park Development Fee Fun	Money Market	NexBank	4/30/2021	5/1/2021	0.4500%	1	249,964	249,964	(1,013)	248,951	249,964	(1,013)	248,951
Restricted Park Development Fee Fun	TexPool	1111-000	4/30/2021	5/1/2021	0.0793%	1	0	0		0	0	0	0
CARES ACT	Money Market	14512/CARES	4/30/2021	5/1/2021	0.3500%	1	658,113	658,113	(84,913)	573,200	658,113	(84,913)	573,200
Restricted General Fund	Money Market	114512	4/30/2021	5/1/2021	0.3500%	1	255,399	255,399	238	255,637	255,399	238	255,637
Restricted General Fund	Money Market	BTH	4/30/2021	5/1/2021	0.0800%	1	193,894	193,894	1,682	195,576	193,894	1,682	195,576
Restricted General Fund	Money Market	NexBank	4/30/2021	5/1/2021	0.4500%	1	127,547	127,547	1,154	128,701	127,547	1,154	128,701
Restricted General Fund	TexPool	1111-000	4/30/2021	5/1/2021	0.0793%	1	0	0		0	0	0	0
Total							2,350,698	2,350,699	(81,606)	2,269,094	2,350,699	(81,606)	2,269,094
Impact Fee Fund													
Restricted Water Impact Fee	Money Market	114512	4/30/2021	5/1/2021	0.3500%	1	717,826	717,826	196,426	914,252	717,826	196,426	914,252

City of Sachse, TX
Investment Portfolios
April 30, 2021

Source	Description	Cusip/ Ref	Purchase Date	Maturity Date	Coupon (Int. Rate)	Days to Maturity	Principal Invested	Book Value Beginning of Month	Book Value Change 1	Book Value End of Month	Market Value Beginning of Month	Market Value Change	Market Value End of Month
Restricted Water Impact Fee	Money Market	BTH	4/30/2021	5/1/2021	0.0800%	1	35,427	35,427	5,561	40,988	35,427	5,561	40,988
Restricted Water Impact Fee	Money Market	NexBank	4/30/2021	5/1/2021	0.4500%	1	331,460	331,460	52,169	383,629	331,460	52,169	383,629
Restricted Water Impact Fee	TexPool	1111-000	12/31/2017	1/1/2018	0.0793%	1	309,200	309,200	48,535	357,735	309,200	48,535	357,735
Restricted Sewer Impact Fee	Money Market	114512	4/30/2021	5/1/2021	0.3500%	1	1,095,449	1,095,449	122,282	1,217,731	1,095,449	122,282	1,217,731
Restricted Sewer Impact Fee	Money Market	BTH	4/30/2021	5/1/2021	0.0800%	1	54,064	54,064	530	54,594	54,064	530	54,594
Restricted Sewer Impact Fee	Money Market	NexBank	4/30/2021	5/1/2021	0.4500%	1	505,829	505,829	5,142	510,971	505,829	5,142	510,971
Restricted Sewer Impact Fee	TexPool	1111-000	12/31/2017	1/1/2018	0.0793%	1	471,859	471,859	4,623	476,482	471,859	4,623	476,482
Restricted Roadway Impact Fee	Money Market	114512	4/30/2021	5/1/2021	0.3500%	1	457,382	457,382	(89,704)	367,678	457,382	(89,704)	367,678
Restricted Roadway Impact Fee	Money Market	BTH	4/30/2021	5/1/2021	0.0800%	1	22,573	22,573	(6,089)	16,484	22,573	(6,089)	16,484
Restricted Roadway Impact Fee	Money Market	NexBank	4/30/2021	5/1/2021	0.4500%	1	211,198	211,198	(56,917)	154,281	211,198	(56,917)	154,281
Restricted Roadway Impact Fee	TexPool	1111-000	12/31/2017	1/1/2018	0.0793%	1	331,307	197,015	(53,147)	143,868	197,015	(53,147)	143,868
Total							4,543,574	4,409,283	229,411	4,638,692	4,409,283	229,411	4,638,692
Street Maintenance Fund													
Street Maintenance Tax	Money Market	114512	4/30/2021	5/1/2021	0.3500%	1	483,203	483,203	35,541	518,744	483,203	35,541	518,744
Street Maintenance Tax	Money Market	BTH	4/30/2021	5/1/2021	0.0800%	1	60,152	60,152		60,152	60,152	0	60,152
Total							543,355	543,355	35,541	578,897	543,355	35,541	578,897
Health Insurance Fund													
Health Insurance	Money Market	114512	4/30/2021	5/1/2021	0.3500%	1	499,910	499,910	17,264	517,174	499,910	17,264	517,174
Health Insurance	Money Market	BTH	4/30/2021	5/1/2021	0.0800%	1	50,289	50,289		50,289	50,289	0	50,289
Health Insurance	Money Market	NexBank	4/30/2021	5/1/2021	0.0793%	1	184,730	184,730	69	184,799	184,730	69	184,799
Total							734,929	734,929	17,333	752,263	734,929	17,333	752,263
EDC Fund													
EDC PMMKT	Money Market	114512	4/30/2021	5/1/2021	0.2700%	1	896,995	896,995	85,830	982,825	896,995	85,830	982,825
EDC PMMKT	Money Market	BTH	4/30/2021	5/1/2021	0.0800%	1	584,001	584,001	5	584,006	584,001	5	584,006
EDC PMMKT	Money Market	NexBank	4/30/2021	5/1/2021	0.4500%	1	1,020,073	1,020,073	383	1,020,456	1,020,073	383	1,020,456
Total							2,501,069	2,501,068	86,218	2,587,287	2,501,068	86,218	2,587,287
Vehicle/Equipment Replacement Fund													
VERF	Money Market	114512	4/30/2021	5/1/2021	0.3500%	1	589,979	589,979	(35,167)	554,812	589,979	(35,167)	554,812
VERF	Money Market	BTH	4/30/2021	5/1/2021	0.0800%	1	0	0		0	0	0	0
VERF	Money Market	NexBank	4/30/2021	5/1/2021	0.4500%	1	426,133	426,133	160	426,293	426,133	160	426,293
Total							1,016,112	1,016,113	(35,007)	981,105	1,016,113	(35,007)	981,105
Municipal Development District													
Municipal Development District	Money Market	114512	4/30/2021	5/1/2021	0.3500%	1	169,993	169,993	33,221	203,214	169,993	33,221	203,214
Municipal Development District	Money Market	BTH	4/30/2021	5/1/2021	0.4500%	1	343,402	343,402	3	343,405	343,402	3	343,405
Municipal Development District	Money Market	NexBank	4/30/2021	5/1/2021	0.0793%	1	337,027	337,027	126	337,153	337,027	126	337,153
Total							850,422	850,422	33,350	883,772	850,422	33,350	883,772
PGBT													
PGBT	Money Market	114512	4/30/2021	5/1/2021	0.3500%	1	(3,023)	(3,023)	3,023	0	(3,023)	3,023	0
Total							(3,023)	(3,023)	3,023	0	(3,023)	3,023	0
TIRZ#2 Station													
TIRZ#2 Station	Money Market	114512	4/30/2021	5/1/2021	0.3500%	1	(18,325)	(18,325)	68,158	49,833	(18,325)	68,158	49,833
Total							(18,325)	(18,325)	68,158	49,833	(18,325)	68,158	49,833
							63,651,071	63,583,634	(1,283,421)	62,300,208	63,583,634	(1,283,421)	62,300,208

Summary of Portfolios by Security Type
04/30/21

Security Type	Percent of Total (Book Value)	Average # of days	Average Yield	Principal Invested	Book Value Beginning of Month	Book Value Change	Book Value End of Month	Market Value Beginning of Month	Market Value Change	Market Value End of Month
Money Market Account	71.77%	1	0.3138%	42,592,804	42,592,804	2,118,727	44,711,531	42,592,804	2,118,727	44,711,531
TexPool	5.64%	1	0.0793%	4,045,087	3,910,794	-399,961	3,510,834	3,910,795	-399,961	3,510,834
CD's	22.60%	251	0.7176%	17,013,181	17,080,033	-3,002,187	14,077,846	17,080,033	-3,002,187	14,077,846
Total	100.00%			63,651,072	63,583,630	-1,283,421	62,300,208	63,583,636	-1,283,421	62,300,208

1Change = Investment activity including earnings,deposits and withdrawals.

City of Sachse, TX
Investment Portfolios
May 31, 2021

Source	Description	Cusip/ Ref	Purchase Date	Maturity Date	Coupon (Int. Rate)	Days to Maturity	Principal Invested	Book Value Beginning of Month	Book Value Change 1	Book Value End of Month	Market Value Beginning of Month	Market Value Change	Market Value End of Month
Debt Service													
GO Bond I&S Fund	Money Market	114512	5/31/2021	6/1/2021	0.3500%	1	1,637,138	1,637,138	17,066	1,654,204	1,637,138	17,066	1,654,204
GO Bond I&S Fund	Money Market	BTH	5/31/2021	6/1/2021			0	0		0	0	0	0
GO Bond I&S Fund	Money Market	NexBank	5/31/2021	6/1/2021	0.4500%	1	0	0		0	0	0	0
GO Bond I&S Fund	TexPool	1111-000	5/31/2021	6/1/2021	0.0102%	1	0	0		0	0	0	0
Total							1,637,139	1,637,138	17,066	1,654,204	1,637,138	17,066	1,654,204
General Fund													
General Fund	TexPool	1111-000	5/31/2021	6/1/2021	0.0102%	1	0	0		0	0	0	0
General Fund	Money Market	114512	5/31/2021	6/1/2021	0.3500%	1	10,647,508	10,647,508	(399,459)	10,248,049	10,647,508	(399,459)	10,248,049
General Fund	Money Market	BTH	5/31/2021	6/1/2021			0	0		0	0	0	0
General Fund	Money Market	NexBank	5/31/2021	6/1/2021	0.4500%	1	98	98		98	98	0	98
General Fund	CD	Prosperity 2	7/23/2020	4/23/2021	0.5500%		1,000,000	0		0	0	0	0
General Fund	CD	Citizens 5733	1/7/2021	1/7/2022	0.6500%	221	1,000,000	1,002,013	552	1,002,565	1,002,013	552	1,002,565
General Fund	CD	Citizens 5773	1/7/2021	7/7/2022	0.6500%	402	1,000,000	1,002,013	552	1,002,565	1,002,013	552	1,002,565
General Fund	CD	Prosperity 5	7/23/2020	7/23/2021	0.7000%	53	1,000,000	1,005,259	578	1,005,837	1,005,259	578	1,005,837
General Fund	CD	Legacy 9997	3/30/2020	6/30/2021	0.7500%	30	1,000,000	1,008,156	621	1,008,777	1,008,156	621	1,008,777
General Fund	CD	exas Sec 530	4/6/2020	4/6/2022	0.9500%	310	1,000,000	1,010,166	814	1,010,980	1,010,166	814	1,010,980
Total							16,647,606	15,675,211	(396,342)	15,278,872	15,675,211	(396,342)	15,278,872
Water and Sewer Fund													
W/S Restricted Fund	Money Market	114512	5/31/2021	6/1/2021	0.3500%	1	242,545	242,545		242,545	242,545	0	242,545
W/S Operations	Money Market	114512	5/31/2021	6/1/2021	0.3500%	1	7,321,122	7,321,122	928,684	8,249,806	7,321,122	928,684	8,249,806
W/S Operations	Money Market	BTH	5/31/2021	6/1/2021			952,804	952,804	(952,804)	0	952,804	(952,804)	0
W/S Operations	Money Market	NexBank	5/31/2021	6/1/2021	0.4500%	1	112,489	112,489	42,565	155,054	112,489	42,565	155,054
W/S 2017CO	Money Market	3886 2017CO	5/31/2021	6/1/2021	1.4700%	1	1,978,482	1,978,482	(41,809)	1,936,673	1,978,482	(41,809)	1,936,673
W/S Operations	TexPool	1111-000	5/31/2021	6/1/2021	0.0102%	1	470,108	470,108	(465,000)	5,108	470,108	(465,000)	5,108
W/S 2017CO	Money Market	4512 2017CO	5/31/2021	6/1/2021	0.0102%	1	0	0		0	0	0	0
W/S Operations	CD	Citizens 5723	1/7/2021	1/7/2022	0.6500%	221	1,000,000	1,002,013	552	1,002,565	1,002,013	552	1,002,565
W/S Operations	CD	Citizens 5763	1/7/2021	7/7/2022	0.6500%	402	1,000,000	1,002,013	552	1,002,565	1,002,013	552	1,002,565
W/S Operations	CD	Citizens 5043	12/30/2020	12/20/2021	0.9000%	203	1,008,643	1,008,643	770	1,009,413	1,008,643	770	1,009,413
W/S Operations	CD	Legacy 9998	3/30/2020	6/30/2021	0.7500%	30	1,008,156	1,008,156	621	1,008,777	1,008,156	621	1,008,777
W/S Operations	CD	Prosperity 3	7/23/2020	4/23/2021	0.5500%		1,000,000	0		0	0	0	0
W/S Operations	CD	xas Sec 2528	4/6/2020	1/6/2022	0.9500%	220	1,000,000	1,009,963	814	1,010,777	1,009,963	814	1,010,777
W/S Operations	CD	Tex Sec 2529	4/6/2020	4/6/2022	0.9500%	310	1,000,000	1,010,166	814	1,010,980	1,010,166	814	1,010,980
Total							18,094,349	17,118,502	(484,241)	16,634,264	17,118,502	(484,241)	16,634,264
Capital Project Funds													
Capital Project Funds	Money Market	114512	5/31/2021	6/1/2021	0.3500%	1	2,195,119	2,195,119	(75,702)	2,119,417	2,195,119	(75,702)	2,119,417
Capital Project Funds	Money Market	BTH	5/31/2021	6/1/2021			0	0		0	0	0	0
Capital Project Funds	Money Market	NexBank	5/31/2021	6/1/2021	0.4500%	1	4,205,580	4,205,580	77,880	4,283,460	4,205,580	77,880	4,283,460
Capital Project Funds	TexPool	1111-000	5/31/2019	6/1/2019	0.4500%	1	530,718	530,718	205	530,923	530,718	205	530,923
Capital Project Funds	CD	Prosperity 1	7/23/2020	4/23/2021	0.5500%		1,000,000	0		0	0	0	0
Capital Project Funds	CD	zens CD5743	1/7/2021	1/7/2022	0.6500%	221	1,000,000	1,002,013	552	1,002,565	1,002,013	552	1,002,565
2009 GO Bonds	Money Market	114512	5/31/2021	6/1/2021	0.3500%	1	160,137	160,137	19,448	179,585	160,137	19,448	179,585
2009 GO Bonds	Money Market	BTH	5/31/2021	6/1/2021			0	0		0	0	0	0
2009 GO Bonds	TexPool	1111-000	5/31/2019	6/1/2019	0.0102%	1	74,731	74,731	(198)	74,533	74,731	(198)	74,533
Capital Project Funds	CD	Prosperity 4	7/23/2020	7/23/2021	0.7000%	53	1,000,000	1,005,259	578	1,005,837	1,005,259	578	1,005,837
2009 GO Bonda	CD	zens CD5783	1/7/2021	7/7/2022	0.6500%	402	1,000,000	1,002,013	552	1,002,565	1,002,013	552	1,002,565
2009 GO Bonds	Money Market	NexBank	4/30/2021	5/1/2021	0.4500%	1	23,139	23,139	(23,139)	0	23,139	(23,139)	0
2017A CO Bonds	Money Market	114512	5/31/2021	6/1/2021	0.3500%	1	0	0		0	0	0	0
2017A CO Bonds	TexPool	2017A CO	5/31/2021	6/1/2021	0.0102%	1	0	0		0	0	0	0
2017A CO Bonds	Money Market	NexBank	5/31/2021	6/1/2021	0.0102%	1	3,472,515	3,472,515	(51,718)	3,420,797	3,472,515	(51,718)	3,420,797
2019/2020 Tax Notes	TexPool	1111-000	5/31/2021	6/1/2021	0.0102%	1	1,457,192	1,457,192	(31,765)	1,425,427	1,457,192	(31,765)	1,425,427
Total							16,119,132	15,128,414	(83,307)	15,045,108	15,128,414	(83,307)	15,045,108
Special Revenue Funds													
Restricted Park Development Fee Fu	Money Market	114512	5/31/2021	6/1/2021	0.3500%	1	488,716	488,716	379,190	867,906	488,716	379,190	867,906
Restricted Park Development Fee Fu	Money Market	BTH	5/31/2021	6/1/2021			378,311	378,311	(378,311)	0	378,311	(378,311)	0
Restricted Park Development Fee Fu	Money Market	NexBank	5/31/2021	6/1/2021	0.4500%	1	248,951	248,951	(911)	248,040	248,951	(911)	248,040
Restricted Park Development Fee Fu	TexPool	1111-000	5/31/2021	6/1/2021	0.0000%	1	0	0		0	0	0	0
CARES ACT	Money Market	4512/CARES	5/31/2021	6/1/2021	0.3500%	1	573,200	573,200	(37,301)	535,899	573,200	(37,301)	535,899
Restricted General Fund	Money Market	114512	5/31/2021	6/1/2021	0.3500%	1	255,637	255,637	201,039	456,676	255,637	201,039	456,676
Restricted General Fund	Money Market	BTH	5/31/2021	6/1/2021			195,576	195,576	(195,576)	0	195,576	(195,576)	0
Restricted General Fund	Money Market	NexBank	5/31/2021	6/1/2021	0.4500%	1	128,701	128,701	959	129,660	128,701	959	129,660
Restricted General Fund	TexPool	1111-000	5/31/2021	6/1/2021	0.0000%	1	0	0		0	0	0	0
Total							2,269,092	2,269,094	(30,911)	2,238,181	2,269,094	(30,911)	2,238,181
Impact Fee Fund													
Restricted Water Impact Fee	Money Market	114512	5/31/2021	6/1/2021	0.3500%	1	914,252	914,252	165,156	1,079,408	914,252	165,156	1,079,408
Restricted Water Impact Fee	Money Market	BTH	5/31/2021	6/1/2021			40,988	40,988	(40,988)	0	40,988	(40,988)	0

City of Sachse, TX
Investment Portfolios
May 31, 2021

Source	Description	Cusip/ Ref	Purchase Date	Maturity Date	Coupon (Int. Rate)	Days to Maturity	Principal Invested	Book Value Beginning of Month	Book Value Change 1	Book Value End of Month	Market Value Beginning of Month	Market Value Change	Market Value End of Month
Restricted Water Impact Fee	Money Market	NexBank	5/31/2021	6/1/2021	0.4500%	1	383,629	383,629	9,642	393,271	383,629	9,642	393,271
Restricted Water Impact Fee	TexPool	1111-000	12/31/2017	1/1/2018	0.0102%	1	357,735	357,735	8,827	366,562	357,735	8,827	366,562
Restricted Sewer Impact Fee	Money Market	114512	5/31/2021	6/1/2021	0.3500%	1	1,217,731	1,217,731	149,020	1,366,751	1,217,731	149,020	1,366,751
Restricted Sewer Impact Fee	Money Market	BTH	5/31/2021	6/1/2021			54,594	54,594	(54,594)	0	54,594	(54,594)	0
Restricted Sewer Impact Fee	Money Market	NexBank	5/31/2021	6/1/2021	0.4500%	1	510,971	510,971	(13,009)	497,962	510,971	(13,009)	497,962
Restricted Sewer Impact Fee	TexPool	1111-000	12/31/2017	1/1/2018	0.0102%	1	476,482	476,482	(12,340)	464,142	476,482	(12,340)	464,142
Restricted Roadway Impact Fee	Money Market	114512	5/31/2021	6/1/2021	0.3500%	1	367,678	367,678	66,340	434,018	367,678	66,340	434,018
Restricted Roadway Impact Fee	Money Market	BTH	5/31/2021	6/1/2021			16,484	16,484	(16,484)	0	16,484	(16,484)	0
Restricted Roadway Impact Fee	Money Market	NexBank	5/31/2021	6/1/2021	0.4500%	1	154,281	154,281	3,849	158,130	154,281	3,849	158,130
Restricted Roadway Impact Fee	TexPool	1111-000	12/31/2017	1/1/2018	0.0102%	1	143,868	143,868	3,522	147,390	143,868	3,522	147,390
Total							4,638,693	4,638,692	268,941	4,907,634	4,638,692	268,941	4,907,634
Street Maintenance Fund													
Street Maintenance Tax	Money Market	114512	5/31/2021	6/1/2021	0.3500%	1	518,744	518,744	115,620	634,364	518,744	115,620	634,364
Street Maintenance Tax	Money Market	BTH	5/31/2021	6/1/2021			60,152	60,152	(60,152)	0	60,152	(60,152)	0
Total							578,896	578,897	55,468	634,364	578,897	55,468	634,364
Health Insurance Fund													
Health Insurance	Money Market	114512	5/31/2021	6/1/2021	0.3500%	1	517,174	517,174	203,514	720,688	517,174	203,514	720,688
Health Insurance	Money Market	BTH	5/31/2021	6/1/2021			50,289	50,289	(50,289)	0	50,289	(50,289)	0
Health Insurance	Money Market	NexBank	5/31/2021	6/1/2021	0.4500%	1	184,799	184,799	69	184,868	184,799	69	184,868
Total							752,262	752,263	153,294	905,556	752,263	153,294	905,556
EDC Fund													
EDC PMMKT	Money Market	114512	5/31/2021	6/1/2021	0.2700%	1	982,825	982,825	642,058	1,624,883	982,825	642,058	1,624,883
EDC PMMKT	Money Market	BTH	5/31/2021	6/1/2021			584,006	584,006	(584,006)	0	584,006	(584,006)	0
EDC PMMKT	Money Market	NexBank	5/31/2021	6/1/2021	0.4500%	1	1,020,456	1,020,456	379	1,020,835	1,020,456	379	1,020,835
Total							2,587,287	2,587,287	58,431	2,645,717	2,587,287	58,431	2,645,717
Vehicle/Equipment Replacement Fund													
VERF	Money Market	114512	5/31/2021	6/1/2021	0.3500%	1	554,812	554,812	(45)	554,767	554,812	(45)	554,767
VERF	Money Market	BTH	5/31/2021	6/1/2021			0	0		0	0	0	0
VERF	Money Market	NexBank	5/31/2021	6/1/2021	0.4500%	1	426,293	426,293	158	426,451	426,293	158	426,451
Total							981,105	981,105	113	981,218	981,105	113	981,218
Municipal Development District													
Municipal Development District	Money Market	114512	5/31/2021	6/1/2021	0.3500%	1	203,214	203,214	385,651	588,865	203,214	385,651	588,865
Municipal Development District	Money Market	BTH	5/31/2021	6/1/2021			343,405	343,405	(343,405)	0	343,405	(343,405)	0
Municipal Development District	Money Market	NexBank	5/31/2021	6/1/2021	0.4500%	1	337,153	337,153	125	337,278	337,153	125	337,278
Total							883,772	883,772	42,371	926,144	883,772	42,371	926,144
PGBT													
PGBT	Money Market	114512	5/31/2021	6/1/2021	0.3500%	1	0	0		0	0	0	0
Total							0	0	0	0	0	0	0
TIRZ#2 Station													
TIRZ#2 Station	Money Market	114512	5/31/2021	6/1/2021	0.3500%	1	49,833	49,833	(427)	49,406	49,833	(427)	49,406
Total							49,833	49,833	(427)	49,406	49,833	(427)	49,406
Station O&M PID													
Station O&M PID	Money Market	114512	5/31/2021	6/1/2021	0.3500%	1	0	0	4,855	4,855	0	4,855	4,855
Total							0	0	4,855	4,855	0	4,855	4,855
							65,239,166	62,300,208	(394,689)	61,905,522	62,300,208	(394,689)	61,905,522

Summary of Portfolios by Security Type
05/31/21

Security Type	Percent of Total (Book Value)	Average # of days	Average Yield	Principal Invested	Book Value Beginning of Month	Book Value Change	Book Value End of Month	Market Value Beginning of Month	Market Value Change	Market Value End of Month
Money Market Account	72.38%	1	0.3976%	44,711,531	44,711,531	93,138	44,804,669	44,711,531	93,138	44,804,669
TexPool	4.87%	1	0.0452%	3,510,834	3,510,834	-496,749	3,014,085	3,510,834	-496,749	3,014,085
CD's	22.76%	220	0.7176%	17,016,799	14,077,846	8,922	14,086,768	14,077,846	8,922	14,086,768
Total	100.00%			65,239,164	62,300,208	-394,689	61,905,522	62,300,208	-394,689	61,905,522

1Change = Investment activity including earnings,deposits and withdrawals.

City of Sachse, TX
Investment Portfolios
June 30, 2021

Source	Description	Cusip/ Ref	Purchase Date	Maturity Date	Coupon (Int. Rate)	Days to Maturity	Principal Invested	Book Value Beginning of Month	Book Value Change	Book Value End of Month	Market Value Beginning of Month	Market Value Change	Market Value End of Month
Debt Service													
GO Bond I&S Fund	Money Market	114512	6/30/2021	7/1/2021	0.3500%	1	1,654,204	1,654,204	27,170	1,681,374	1,654,204	27,170	1,681,374
GO Bond I&S Fund	Money Market	BTH	6/30/2021	7/1/2021	0.0000%	1	0	0		0	0	0	0
GO Bond I&S Fund	Money Market	NexBank	6/30/2021	7/1/2021	0.4500%	1	0	0		0	0	0	0
GO Bond I&S Fund	TexPool	1111-000	6/30/2021	7/1/2021	0.0131%	1	0	0		0	0	0	0
Total							1,654,204	1,654,204	27,170	1,681,374	1,654,204	27,170	1,681,374
General Fund													
General Fund	TexPool	1111-000	6/30/2021	7/1/2021	0.0131%	1	0	0		0	0	0	0
General Fund	Money Market	114512	6/30/2021	7/1/2021	0.3500%	1	10,248,049	10,248,049	(1,485,053)	8,762,996	10,248,049	(1,485,053)	8,762,996
General Fund	Money Market	BTH	6/30/2021	7/1/2021	0.0000%	1	0	0		0	0	0	0
General Fund	Money Market	NexBank	6/30/2021	7/1/2021	0.4500%	1	98	98		98	98	0	98
General Fund	CD	Origin 1735	6/30/2021	6/30/2022	0.2500%	365	1,000,000	0	1,000,000	1,000,000	0	1,000,000	1,000,000
General Fund	CD	rosperity 135	6/30/2021	6/30/2022	0.2000%	365	1,009,420	0	1,009,420	1,009,420	0	1,009,420	1,009,420
General Fund	CD	Citizens 5733	1/7/2021	1/7/2022	0.6500%	191	1,000,000	1,002,565	535	1,003,100	1,002,565	535	1,003,100
General Fund	CD	Citizens 5773	1/7/2021	7/7/2022	0.6500%	372	1,000,000	1,002,565	535	1,003,100	1,002,565	535	1,003,100
General Fund	CD	Prosperity 5	7/23/2020	7/23/2021	0.7000%	23	1,000,000	1,005,837	598	1,006,435	1,005,837	598	1,006,435
General Fund	CD	Legacy 9997	3/30/2020	6/30/2021	0.7500%	0	1,000,000	1,008,777	(1,008,777)	0	1,008,777	(1,008,777)	0
General Fund	CD	exas Sec 530	4/6/2020	4/6/2022	0.9500%	280	1,000,000	1,010,980	789	1,011,769	1,010,980	789	1,011,769
Total							17,257,567	15,278,872	(1,007,988)	14,796,918	15,278,872	(481,953)	14,796,918
Water and Sewer Fund													
W/S Restricted Fund	Money Market	114512	6/30/2021	7/1/2021	0.3500%	1	242,545	242,545		242,545	242,545	0	242,545
W/S Operations	Money Market	114512	6/30/2021	7/1/2021	0.3500%	1	8,249,806	8,249,806	(818,887)	7,430,919	8,249,806	(818,887)	7,430,919
W/S Operations	Money Market	BTH	6/30/2021	7/1/2021	0.0000%	1	0	0		0	0	0	0
W/S Operations	Money Market	NexBank	6/30/2021	7/1/2021	0.4500%	1	155,054	155,054	0	155,054	155,054	0	155,054
W/S 2017CO	Money Market	3886 2017CO	6/30/2021	7/1/2021	1.4700%	1	1,936,673	1,936,673	732	1,937,405	1,936,673	732	1,937,405
W/S Operations	TexPool	1111-000	6/30/2021	7/1/2021	0.0131%	1	5,108	5,108	0	5,108	5,108	0	5,108
W/S 2017CO	Money Market	4512 2017CO	6/30/2021	7/1/2021	0.3500%	1	0	0		0	0	0	0
W/S Operations	CD	Origin 9857	6/30/2021	6/30/2022	0.2500%	365	1,000,000	0	1,000,000	1,000,000	0	1,000,000	1,000,000
W/S Operations	CD	Citizens 5723	1/7/2021	1/7/2022	0.6500%	191	1,000,000	1,002,565	535	1,003,100	1,002,565	535	1,003,100
W/S Operations	CD	Citizens 5763	1/7/2021	7/7/2022	0.6500%	372	1,000,000	1,002,565	535	1,003,100	1,002,565	535	1,003,100
W/S Operations	CD	Citizens 5043	12/30/2020	12/30/2021	0.7500%	183	1,000,000	1,009,413	746	1,010,159	1,009,413	746	1,010,159
W/S Operations	CD	Legacy 9998	3/30/2020	6/30/2021	0.7500%	0	1,000,000	1,008,777	(1,008,777)	0	1,008,777	(1,008,777)	0
W/S Operations	CD	rosperity 136	6/30/2021	6/30/2022	0.2000%	365	1,009,420	0	1,009,420	1,009,420	0	1,009,420	1,009,420
W/S Operations	CD	xas Sec 2528	4/6/2020	1/6/2022	0.9500%	190	1,000,000	1,010,777	789	1,011,566	1,010,777	789	1,011,566
W/S Operations	CD	Tex Sec 2529	4/6/2020	4/6/2022	0.9500%	280	1,000,000	1,010,980	789	1,011,769	1,010,980	789	1,011,769
Total							18,598,606	16,634,264	185,882	16,820,146	16,634,264	185,882	16,820,146
Capital Project Funds													
Capital Project Funds	Money Market	114512	6/30/2021	7/1/2021	0.3500%	1	2,119,417	2,119,417	(358,008)	1,761,409	2,119,417	-358008	1,761,409
Capital Project Funds	Money Market	BTH	6/30/2021	7/1/2021	0.0000%	1	0	0		0	0	0	0
Capital Project Funds	Money Market	NexBank	6/30/2021	7/1/2021	0.4500%	1	4,283,460	4,283,460	(261,084)	4,022,376	4,283,460	-261084	4,022,376
Capital Project Funds	TexPool	1111-000	6/30/2021	7/1/2021	0.0131%	1	530,923	530,923	37,423	568,346	530,923	37423	568,346
Capital Project Funds	CD	Prosperity 1	7/23/2020	4/23/2021	0.5500%		1,000,000	0		0	0	0	0
Capital Project Funds	CD	zens CD5743	1/7/2021	1/7/2022	0.6500%	191	1,000,000	1,002,565	535	1,003,100	1,002,565	535	1,003,100
Capital Project Funds	CD	zens CD5783	1/7/2021	7/7/2022	0.6500%	372	500,000	0	818,411	818,411	0	818411	818,411
2009 GO Bonds	Money Market	114512	6/30/2021	7/1/2021	0.3500%	1	179,585	179,585	(64,550)	115,035	179,585	-64550	115,035
2009 GO Bonds	Money Market	BTH	6/30/2021	7/1/2021	0.0000%	1	0	0		0	0	0	0
2009 GO Bonds	TexPool	1111-000	5/31/2019	6/1/2019	0.3500%	1	74,533	74,533	(37,415)	37,118	74,533	-37415	37,118
Capital Project Funds	CD	Prosperity 4	7/23/2020	7/23/2021	0.7000%	23	1,000,000	1,005,837	598	1,006,435	1,005,837	598	1,006,435
2009 GO Bonds	CD	zens CD5783	1/7/2021	7/7/2022	0.6500%	372	500,000	1,002,565	(817,876)	184,689	1,002,565	-817876	184,689
2009 GO Bonds	Money Market	NexBank	6/30/2021	7/1/2021	0.4500%	1	0	0	262696	262696	0	262696	262696
2017A CO Bonds	Money Market	114512	6/30/2021	7/1/2021	0.3500%	1	0	0		0	0	0	0
2017A CO Bonds	TexPool	2017A CO	6/30/2021	7/1/2021	0.0131%	1	0	0		0	0	0	0
2017A CO Bonds	Money Market	NexBank	6/30/2021	7/1/2021	0.4500%	1	3,420,797	3,420,797	1,262	3,422,059	3,420,797	1262	3,422,059
2019/2020 Tax Notes	Money Market	114512	6/30/2021	7/1/2021	0.0000%	1	-	0		0	0	0	0
2019/2020 Tax Notes	TexPool	1111-000	6/30/2021	7/1/2021	0.0131%	1	1,425,427	1,425,427	20	1,425,447	1,425,427	20	1,425,447
Total							16,034,142	15,045,108	(417,988)	14,627,121	15,045,108	(417,988)	14,627,121
Special Revenue Funds													
Restricted Park Development Fee Fur	Money Market	114512	6/30/2021	7/1/2021	0.3500%	1	867,906	867,906	(72,405)	795,501	867,906	(72,405)	795,501
Restricted Park Development Fee Fur	Money Market	BTH	6/30/2021	7/1/2021	0.0000%	1	0	0		0	0	0	0
Restricted Park Development Fee Fur	Money Market	NexBank	6/30/2021	7/1/2021	0.4500%	1	248,040	248,040	(173,722)	74,318	248,040	(173,722)	74,318
Restricted Park Development Fee Fur	TexPool	1111-000	6/30/2021	7/1/2021	0.0131%	1	0	0		0	0	0	0
CARES ACT	Money Market	4512/CARES	6/30/2021	7/1/2021	0.3500%	1	535,899	535,899	10,719	546,618	535,899	10,719	546,618
Restricted General Fund	Money Market	114512	6/30/2021	7/1/2021	0.3500%	1	456,676	456,676	118,226	574,902	456,676	118,226	574,902
Restricted General Fund	Money Market	BTH	6/30/2021	7/1/2021	0.0000%	1	0	0		0	0	0	0
Restricted General Fund	Money Market	NexBank	6/30/2021	7/1/2021	0.4500%	1	129,660	129,660	(76,230)	53,430	129,660	(76,230)	53,430
Restricted General Fund	TexPool	1111-000	6/30/2021	7/1/2021	0.0131%	1	0	0		0	0	0	0
Total							2,238,181	2,238,181	(193,412)	2,044,769	2,238,181	(193,412)	2,044,769
Impact Fee Fund													
Restricted Water Impact Fee	Money Market	114512	6/30/2021	7/1/2021	0.3500%	1	1,079,408	1,079,408	26,170	1,105,578	1,079,408	26,170	1,105,578
Restricted Water Impact Fee	CD	Origin 7978	6/30/2021	6/30/2022	0.2500%	365	333,333	0	356,189	356,189	0	356,189	356,189

City of Sachse, TX
Investment Portfolios
June 30, 2021

Source	Description	Cusip/ Ref	Purchase Date	Maturity Date	Coupon (Int. Rate)	Days to Maturity	Principal Invested	Book Value Beginning of Month	Book Value Change 1	Book Value End of Month	Market Value Beginning of Month	Market Value Change	Market Value End of Month
Restricted Water Impact Fee	Money Market	NexBank	6/30/2021	7/1/2021	0.4500%	1	393,271	393,271	69,722	462,993	393,271	69,722	462,993
Restricted Water Impact Fee	TexPool	1111-000	12/31/2017	1/1/2018	0.0131%	1	366,562	366,562	(267,506)	99,056	366,562	(267,506)	99,056
Restricted Sewer Impact Fee	Money Market	114512	6/30/2021	7/1/2021	0.3500%	1	1,366,751	1,366,751	(28,232)	1,338,519	1,366,751	(28,232)	1,338,519
Restricted Sewer Impact Fee	CD	Origin 7978	6/30/2021	6/30/2022	0.2500%	365	333,333	0	431,237	431,237	0	431,237	431,237
Restricted Sewer Impact Fee	Money Market	NexBank	6/30/2021	7/1/2021	0.4500%	1	497,962	497,962	62,582	560,544	497,962	62,582	560,544
Restricted Sewer Impact Fee	TexPool	1111-000	12/31/2017	1/1/2018	0.0131%	1	464,142	464,142	(344,216)	119,926	464,142	(344,216)	119,926
Restricted Roadway Impact Fee	Money Market	114512	6/30/2021	7/1/2021	0.3500%	1	434,018	434,018	225,791	659,809	434,018	225,791	659,809
Restricted Roadway Impact Fee	CD	Origin 7978	6/30/2021	6/30/2022	0.2500%	365	333,333	0	212,574	212,574	0	212,574	212,574
Restricted Roadway Impact Fee	Money Market	NexBank	6/30/2021	7/1/2021	0.4500%	1	158,130	158,130	118,184	276,314	158,130	118,184	276,314
Restricted Roadway Impact Fee	TexPool	1111-000	12/31/2017	1/1/2018	0.0131%	1	147,390	147,390	(88,274)	59,116	147,390	(88,274)	59,116
Total							5,907,633	4,907,634	774,221	5,681,855	4,907,634	774,221	5,681,855
Street Maintenance Fund													
Street Maintenance Tax	Money Market	114512	6/30/2021	7/1/2021	0.3500%	1	634,364	634,364	43,257	677,621	634,364	43,257	677,621
Street Maintenance Tax	Money Market	BTH	6/30/2021	7/1/2021	0.0000%	1	0	0		0	0	0	0
Total							634,364	634,364	43,257	677,621	634,364	43,257	677,621
Health Insurance Fund													
Health Insurance	Money Market	114512	6/30/2021	7/1/2021	0.3500%	1	720,688	720,688	(110,371)	610,317	720,688	(110,371)	610,317
Health Insurance	Money Market	BTH	6/30/2021	7/1/2021	0.0000%	1	0	0		0	0	0	0
Health Insurance	Money Market	NexBank	6/30/2021	7/1/2021	0.3500%	1	184,868	184,868	69	184,937	184,868	69	184,937
Total							905,556	905,556	(110,302)	795,255	905,556	(110,302)	795,255
EDC Fund													
EDC PMMKT	Money Market	114512	6/30/2021	7/1/2021	0.2700%	1	1,624,883	1,624,883	24,547	1,649,430	1,624,883	24,547	1,649,430
EDC PMMKT	Money Market	BTH	6/30/2021	7/1/2021	0.0000%	1	0	0		0	0	0	0
EDC PMMKT	Money Market	NexBank	6/30/2021	7/1/2021	0.4500%	1	1,020,835	1,020,835	383	1,021,218	1,020,835	383	1,021,218
Total							2,645,718	2,645,717	24,930	2,670,648	2,645,717	24,930	2,670,648
Vehicle/Equipment Replacement Fund													
VERF	Money Market	114512	6/30/2021	7/1/2021	0.3500%	1	554,767	554,767	(7,685)	547,082	554,767	(7,685)	547,082
VERF	Money Market	BTH	6/30/2021	7/1/2021	0.0000%	1	0	0		0	0	0	0
VERF	Money Market	NexBank	6/30/2021	7/1/2021	0.4500%	1	426,451	426,451	160	426,611	426,451	160	426,611
Total							981,218	981,218	(7,525)	973,693	981,218	(7,525)	973,693
Municipal Development District													
Municipal Development District	Money Market	114512	6/30/2021	7/1/2021	0.3500%	1	588,865	588,865	34,538	623,403	588,865	34,538	623,403
Municipal Development District	Money Market	BTH	6/30/2021	7/1/2021	0.0131%	1	0	0		0	0	0	0
Municipal Development District	Money Market	NexBank	6/30/2021	7/1/2021	0.3500%	1	337,278	337,278	127	337,405	337,278	127	337,405
Total							926,143	926,144	34,665	960,808	926,144	34,665	960,808
PGBT													
PGBT	Money Market	114512	6/30/2021	7/1/2021	0.3500%	1	0	0	0	0	0	0	0
Total							0	0	0	0	0	0	0
TIRZ#2 Station													
TIRZ#2 Station	Money Market	114512	6/30/2021	7/1/2021	0.3500%	1	49,406	49,406	(278)	49,128	49,406	(278)	49,128
Total							49,406	49,406	(278)	49,128	49,406	(278)	49,128
Station O&M PID													
Station O&M PID	Money Market	114512	6/30/2021	7/1/2021	0.0131%	1	4,855	4,855		4,855	4,855	0	4,855
Total							4,855	4,855	0	4,855	4,855	0	4,855
							67,837,593	61,905,522	(647,368)	61,784,190	61,905,522	(121,333)	61,784,190

Summary of Portfolios by Security Type
06/30/21

Security Type	Percent of Total (Book Value)	Average # of days	Average Yield	Principal Invested	Book Value Beginning of Month	Book Value Change	Book Value End of Month	Market Value Beginning of Month	Market Value Change	Market Value End of Month
Money Market Account	68.58%	1	0.3061%	44,804,669	44,804,669	-2,430,170	42,374,499	44,804,669	-2,430,170	42,374,499
TexPool	3.75%	1	0.0412%	3,014,085	3,014,085	-699,968	2,314,117	3,014,085	-699,968	2,314,117
CD's	27.67%	243	0.5761%	20,018,839	14,086,768	3,008,806	17,095,574	14,086,768	3,008,806	17,095,574
Total	100.00%			67,837,593	61,905,522	-121,333	61,784,190	61,905,522	-121,333	61,784,190

1Change = Investment activity including earnings,deposits and withdrawals.

Agenda Item Details

Meeting	Oct 14, 2021 - Municipal Development District Board Meeting
Category	A. Regular Meeting
Subject	6. Discuss and receive an update on the J.K. Sachse Park.
Access	Public
Type	Discussion, Information
Goals	Provide excellent government services to Sachse citizens. Provide a high quality of life environment for families, individuals, businesses, and other organizations in Sachse. Strategically invest in the City's existing and future infrastructure.

Public Content

Agenda Item Details

Meeting	Oct 14, 2021 - Municipal Development District Board Meeting
Category	A. Regular Meeting
Subject	7. Request for future agenda items.
Access	Public
Type	Discussion, Information

Public Content

Agenda Item Details

Meeting	Oct 14, 2021 - Municipal Development District Board Meeting
Category	A. Regular Meeting
Subject	8. Set upcoming board meeting date.
Access	Public
Type	Discussion, Information

Public Content