Sachse TEXAS

Tuesday, September 4, 2018
Regular Combined Meeting

3815 Sachse Road, Building B
Council Chambers
6:30 p.m.

The City of Sachse reserves the right to reconvene, recess or realign the workshop meeting, regular meeting, called Executive Session or order of business at any time prior to adjournment.

As authorized by Section 551.071(2) of the Texas Government Code, these meetings may be convened into closed Executive Session at any time during the City Council workshop or regular meeting for the purpose of seeking confidential legal advice from the City Attorney on any workshop or regular meeting agenda item listed herein.

1. 6:30 PM WORKSHOP MEETING

2. Workshop Meeting Opening

A. Call to Order: The City Council of the City of Sachse will hold a Workshop Meeting on Tuesday, September 4, 2018 at 6:30 p.m. in the Council Chambers at Sachse City Hall, 3815 Sachse Road, Building B, Sachse, Texas to consider the following items of business:

3. Discussion Items

A. The City Council shall convene into Executive Session pursuant to the Texas Government Code, Section §551.074: Personnel - regarding the annual review of the City Secretary.

B. Discussion of City Council regular meeting agenda items.

4. Workshop Meeting Closing

A. Adjournment

5. 7:30 PM REGULAR MEETING

6. Regular Meeting Opening

A. Call to Order: The City Council of the City of Sachse will hold a Regular Meeting on Tuesday, September 4, 2018 at 7:30 p.m. in the Council Chambers at Sachse City Hall, 3815 Sachse Road, Building B, Sachse, Texas to consider the following items of business:

B. Invocation and Pledges of Allegiance

7. Consent Agenda - All items listed on the consent agenda will be considered by the City Council and will be enacted on by one motion. There will be no separate discussion of these items unless a Councilmember or citizen so requests.

A. Approve the minutes of the August 20, 2018 combined meeting.

B. Accept the monthly revenue and expenditure report for the period ending July 31, 2018.

C. Accept the Quarterly Budget and Investment Reports for the quarter ending June 30, 2018.

D. Approve the Consent Agenda as presented.

8. Special Announcements

A. Mayor and City Council announcements regarding special events, current activities, and local achievements.

B. Receive recognition from the Texas Masonry Council.

9. Citizen Input

A. Citizen Input -The public is invited at this time to address the Council. The Mayor will ask you to come to the microphone and state your name and address for the record. If your remarks pertain to a specific agenda item, please hold them until that item, at which time the Mayor may solicit your comments. Time limit is 3 minutes per speaker. The City Council is prohibited by state law from discussing any item not posted on the agenda according to the Texas Open Meetings Act, but may take them under advisement. Issues raised may be referred to City Staff for research and possible future action.

10. Regular Agenda Items

A. Consider a Memorandum of Understanding (MOU) between the City of Sachse and the Wylie ISD for the 2018-2019 school year.

B. Consider an ordinance authorizing certain budget amendments pertaining to the fiscal year 2017-2018 budget.

C. Conduct a public hearing on the proposed fiscal year 2018-2019 budget.

D. Conduct the second public hearing on the proposed tax rate for the 2018-2019 fiscal year.

E. Consider appointments to the Tax Increment Financing (TIF) Board.

F. Receive presentation regarding the 2018 National Night Out.

G. Discuss and consider a resolution for a 3D Printer Use Policy for the Library.

11. Executive Session

A. The City Council shall convene into Executive Session pursuant to the Texas Government Code, Section §551.072, for the purpose of Deliberations regarding the purchase, exchange, lease, or value of real property generally located along Sachse Road, near Merritt Road.

B. The City Council shall convene into Executive Session pursuant to Texas Government Code Section §551.087 Economic Development Deliberations: Discussion of a Development Agreement between the City of Sachse and PMB Acquisitions LLC and/or its affiliates to provide incentives related to the development of approximately 118 acres of land within the PGBT Area Zoning District.

C. The City Council shall convene into Executive Session pursuant to the Texas Government Code, Section §551.074: Personnel - regarding the annual review of the City Secretary.

D. Take any action as a result from Executive Session.

12. Regular Meeting Closing

A. Adjournment

I, the undersigned authority, do hereby certify that this notice of meeting was posted in accordance with the regulations of the Texas Open Meetings Act and on the bulletin board, an accessible location at Sachse City Hall.

Michelle Lewis Sirianni, City Secretary

Accommodation requests for persons with disabilities should be made at least 48 hours prior to the meeting by contacting Lauren Rose, ADA Coordinator, via phone at 972.429.4770, via email at lrose@cityofsachse.com, or by appointment at 3815 Sachse Road, Building B, Sachse, Texas 75048.

Sachse TEXAS

Agenda Item Details

Meeting	Sep 04, 2018 - Regular Combined Meeting
Category	3. Discussion Items
Subject	A. The City Council shall convene into Executive Session pursuant to the Texas Government Code, Section §551.074: Personnel - regarding the annual review of the City Secretary.
Access	Public
Type	Discussion

Public Content

BACKGROUND

Historically, the City Council has conducted a performance review of the City Secretary every six months from the date of hire. Currently, the annual review of the City Secretary is conducted in September and the mid-year review is conducted in March.

POLICY CONSIDERATIONS

There are no policy considerations affiliated with this item.

RECOMMENDATION

Conduct Executive Session as appropriate.

Accommodation requests for persons with disabilities should be made at least 48 hours prior to the meeting by contacting Lauren Rose, ADA Coordinator, via phone at 972.429.4770, via email at lrose@cityofsachse.com, or by appointment at 3815 Sachse Road, Building B, Sachse, Texas 75048.

Sachse TEXAS

Agenda Item Details

Meeting	Sep 04, 2018 - Regular Combined Meeting
Category	7. Consent Agenda - All items listed on the consent agenda will be considered by the City Council and will be enacted on by one motion. There will be no separate discussion of these items unless a Councilmember or citizen so requests.
Subject	A. Approve the minutes of the August 20, 2018 combined meeting.
Access	Public
Type	Action (Consent), Minutes
Recommended Action	Approve the minutes of the August 20, 2018 combined meeting.
Minutes	View Minutes for Aug 20, 2018 - Regular Combined Meeting

Public Content

BACKGROUND
Minutes of the August 20, 2018 combined meeting.

POLICY CONSIDERATIONS
There are no policy considerations affiliated with this item.

RECOMMENDATION
Approve the minutes of the August 20, 2018 combined meeting.

08.20.18 Combined Minutes.pdf (255 KB)

All items listed on the consent agenda will be considered by the City Council and will be enacted on by one motion. There will be no separate discussion of these items unless a Councilmember or citizen so requests.

Accommodation requests for persons with disabilities should be made at least 48 hours prior to the meeting by contacting Lauren Rose, ADA Coordinator, via phone at 972.429.4770, via email at lrose@cityofsachse.com, or by appointment at 3815 Sachse Road, Building B, Sachse, Texas 75048.

CITY COUNCIL OF THE CITY OF SACHSE

MEETING MINUTES

AUGUST 20, 2018

The City Council of the City of Sachse held a combined workshop and regular meeting on Monday, August 20, 2018 at 6:30 p.m. at the City Council Chambers, 3815 Sachse Road, Sachse, Texas. Those present were Mayor Mike Felix, Mayor Pro Tem Cullen King, Councilmembers Brett Franks, Michelle Howarth, Paul Watkins, Bill Adams, and Jeff Bickerstaff; City Manager, Gina Nash; City Secretary, Michelle Lewis Sirianni; Assistant to the City Manager, Lauren Rose; Development Services Director, Dusty McAfee; Director of Public Works and Engineering, Greg Peters; Finance Director, Teresa Savage; Finance Manager, Berna Fitzpatrick; Accountant, Karen Ramirez; Parks and Recreation Director, Lance Whitworth; Library Manager, Daniel Laney; Fire Chief, Marty Wade, and Police Chief, Bryan Sylvester.

Mayor Felix opened the workshop meeting at 6:32 p.m.

SIGN REGULATIONS: Discuss and provide feedback on proposed revisions to Chapter 3 (Building Regulations), Section 10 (Signs) of the Code of Ordinances.

Mr. McAfee stated the Comprehensive Plan update identified the Sign Code as an important ordinance to update. Mr. McAfee outlined current and proposed changes to permanent signs versus temporary signs including wall signs, monument signs, multi-tenant signs, banners and inflatables, setbacks, and procedures. Mr. McAfee stated staff is requesting feedback on any of the proposed changes.

The City Council discussed the proposed changes regarding the border around monument signs, height, banners and inflatables, setbacks, and grand opening signs and procedures. The City Council was not comfortable with a "free" week, but was more in favor of 30 to 45 days for grand openings, with a 60 day maximum versus the current 90 days.

Mr. McAfee noted this item will be brought back at a future meeting for City Council consideration.

ADJOURNMENT:

At 7:22 p.m., Mayor Felix adjourned the workshop meeting.

Mayor Felix opened the regular meeting at 7:40 p.m.

INVOCATION AND PLEDGE OF ALLEGIANCE TO U.S. AND STATE FLAG: The invocation was offered by Councilman Bickerstaff and the pledges by Councilman Franks.

CONSENT AGENDA: All items listed on the Consent Agenda are considered routine and will be acted on by one motion, with no separate discussion of these items unless a City Councilmember or citizen so requests.

A. - Approve the minutes of the August 6, 2018 workshop meeting.

B. - Approve the minutes of the August 6, 2018 regular meeting.

Councilman King made a motion to approve items on the consent agenda as presented. Councilman Watkins seconded that motion and the motion was unanimously approved.

MAYOR AND CITY COUNCIL ANNOUNCEMENTS REGARDING SPECIAL EVENTS:

Mayor Felix announced upcoming Library events and Public Safety Day on Saturday, September 8 from 10:00 a.m. to 2:00 p.m.

CITIZENS INPUT:

Bobby Tillman, 6314 Ben Road, invited the public and City Council to the Sachse Historical Society event on Saturday, September 22 at 10:00 a.m. for the Cotton: Farm to Market event.

Greg Wilson, 5414 Heritage Circle, stated his recent concerns regarding water billing. He expressed he would like to see a reduction of the base water rates and a focus on water conservation with additional information on the website. He asked the City to be more proactive.

Jackie Eichelberger, 7121 Bailey Road, stated her concerns of the grading and erosion due to the Sable Hills Development. She requested the City Council not to approve any new plans along with fixing what has been done.

Mrs. Nash added that Mr. Peters has been contacting residents in this area and looking at the concerns raised by the residents.

REGULAR AGENDA ITEMS:

Conduct the first public hearing on the proposed tax rate for the 2018-2019 fiscal year.

Mrs. Savage stated this is the first of two public hearings on the tax rate. Mrs. Savage outlined the Effective Tax Rate versus the Rollback Tax Rate, the required notices, comparisons of the calculated rates, history of the tax rates, exemptions, and how the rates compare within Dallas and Collin County.

Mayor Felix opened the public hearing.

Jack Hawkins, 4305 Oak Bluff, stated his concerns on the tax rate and asked the City to hold the flat for a few years in order to provide relief to the residents.

Mayor Felix closed the public hearing.

No further action or comments were made.

Discuss an ordinance amending the Code of Ordinances, Chapter 10 "Utilities," by amending Section 2 "Sewer Service Fees" and Section 3 "Water and Sewer Service Billing Procedures" to provide for service billing policies and procedures.

Mrs. Savage stated the proposed changes are to the verbiage only as outlined in the following Sections:

- Section 10-2, A. (3): "The Advanced Metering Infrastructure (AMI) consumption will be analyzed when considering the amount of adjustment for the rate-setting period."
- Section 10-3, D. (3): "The Advanced Metering Infrastructure (AMI) consumption will be analyzed when considering the amount of the credit calculated."
- Section 10-3, D. (4): "An adjustment for consumption will be based on the current active customers' AMI analysis. All leak consumption will be charged the current NTMWD rate."
- Section 10-3, E. (2): "If a consumer questions the reading for water supplied and demands a review, the City will review the meter reading at no cost. The City has standard operating procedures for automatic verifications that are controlled by parameters entered into the city's electronic meter reading deices for high/low readings. Each customer is allowed two (2) personnel on-site meter reviews in a 12-month period at no charge. Additional requested reviews will be assessed a trip fee as adopted in the Master Fee Schedule."
- Section 10-3, G. (2): "Customers wishing to apply for a fire hydrant meter must complete a written application with public works and pay all applicable fees and deposits."

Mrs. Savage stated staff is seeking feedback on these changes and noted that this item will come back to the City Council at the September 17 meeting for consideration.

No further questions or comments were made.

Discuss the proposed Master Fee Schedule for the 2018-2019 fiscal year to consider amending the Master Fee Schedule by amending health permits; printing/copying charges in the library; new home construction/remodel/addition; general contractor registration; commercial screening wall; permanent sign permits; preliminary plat application fees; three inch and above meter installation performed internally; meter supply costs; refuse service fees; water and wastewater rates; obstruction charge, usage reports performed internally, and 5/8" meter deposits.

Mrs. Savage stated the only proposed changes to the Master Fee Schedule are within Development Services, the Library, Public Works, and Utility Billing. The proposed changes within each Department were outlined. It was noted that the changes to the water rate schedule were based on

the 2014 water rate study, which was approved in August 2014 and the refuse services rates were based on the annual CPI rate adjustment request from Republic Services. Staff is seeking feedback on these changes and noted that this item will come back to the City Council at the September 17 meeting as part of the consent agenda.

No further questions or comments were made.

EXECUTIVE SESSION: The City Council shall convene into Executive Session pursuant to Texas Government Code Section §551.087 Economic Development Deliberations: Discussion of a Development Agreement between the City of Sachse and PMB Acquisitions LLC and/or its affiliates to provide incentives related to the development of approximately 118 acres of land within the PGBT Area Zoning District.

At 8:34 p.m., the City Council recessed into Executive Session.

At 9:42 p.m., the City Council reconvened back into Regular Session.

No action was taken.

ADJOURNMENT:

Mayor Felix adjourned the regular meeting at 9:42 p.m.

_____
MIKE J FELIX, MAYOR

ATTEST:

_____
Michelle Lewis Sirianni, City Secretary

Sachse TEXAS

Agenda Item Details

Meeting	Sep 04, 2018 - Regular Combined Meeting
Category	7. Consent Agenda - All items listed on the consent agenda will be considered by the City Council and will be enacted on by one motion. There will be no separate discussion of these items unless a Councilmember or citizen so requests.
Subject	B. Accept the monthly revenue and expenditure report for the period ending July 31, 2018.
Access	Public
Type	Action (Consent)
Preferred Date	Sep 04, 2018
Absolute Date	Sep 17, 2018
Fiscal Impact	No
Recommended Action	Accept the monthly revenue and expenditure report for the period ending July 31, 2018.
Goals	Be a model of financial stewardship through growth management, responsible investment, and financial transparency.

Public Content

BACKGROUND

The Finance Department prepares a report each month to update the City Council regarding revenues and expenditures for the City. Included in the report are unaudited summaries for the General Fund, Utility Fund, Debt Service Fund, and the Sachse Economic Development Corporation, as well as an analysis of sales tax revenues received year-to-date.

POLICY CONSIDERATIONS

The City Charter requires that the City Manager submit a monthly report covering revenues and expenditures.

RECOMMENDATION

Accept the monthly revenue and expenditure report for the period ending July 31, 2018.

Sales Tax Analysis September 2018.pdf (77 KB) All Funds 7-31-18-LR.pdf (132 KB)

All items listed on the consent agenda will be considered by the City Council and will be enacted on by one motion. There will be no separate discussion of these items unless a Councilmember or citizen so requests.

Accommodation requests for persons with disabilities should be made at least 48 hours prior to the meeting by contacting Lauren Rose, ADA Coordinator, via phone at 972.429.4770, via email at lrose@cityofsachse.com, or by appointment at 3815 Sachse Road, Building B, Sachse, Texas 75048.

CITY OF SACHSE
2017/2018 SALES TAX ANALYSIS

FY 2017	Total Sales Tax	General Fund Sales Tax	General Fund Year-To-Date	YTD Percent of Budget
October	204,011	116,572	116,572	9.56%
November	269,073	153,748	270,320	19.53%
December	195,780	111,868	382,188	27.62%
January	198,694	113,534	495,722	35.82%
February	295,944	169,102	664,824	48.04%
March	202,397	115,649	780,473	56.40%
April	169,232	96,699	877,172	63.38%
May	248,537	142,014	1,019,186	73.65%
June	190,343	108,762	1,127,948	81.51%
July	196,493	112,276	1,240,224	89.62%
August	265,411	151,656	1,391,880	100.58%
September	188,666	107,804	1,499,683	108.37%
TOTAL	2,624,580	1,499,683		
BUDGET		1,383,888		

FY 2018	Total Sales Tax	General Fund Sales Tax	General Fund Year-To-Date	YTD Percent of Budget
October	192,025	109,723	109,723	9.00%
November	419,139	239,496	349,219	24.94%
December	192,626	110,067	459,286	32.81%
January	208,475	119,123	578,409	41.31%
February	313,995	179,416	757,825	54.13%
March	181,691	103,818	861,644	61.55%
April	185,503	105,996	967,640	69.12%
May	268,970	153,689	1,121,329	80.09%
June	222,767	127,295	1,248,624	89.19%
July	241,223	137,835	1,386,459	99.03%
August	281,001	160,564	1,547,023	110.50%
September				
TOTAL	2,707,414	1,547,023		
BUDGET		1,400,000		

City of Sachse

Monthly Revenue and Expenditure Report

July 31, 2018

(Unaudited)

GENERAL FUND

83% of Year Completed

	Annual Budget	Current Month Actual	Actual YTD	YTD Actual as a Percent of Budget	Note Reference
Revenue Summary					
Property Tax	$ 11,107,591	$ 2,199	$ 11,489,064	103.43%	A
Sales Tax	1,434,000	147,434	1,410,105	98.33%	
Franchise Fees	1,694,233	232,327	1,618,246	95.51%	
Licenses and Permits	615,500	40,714	487,672	79.23%	
Service Fees	676,000	55,301	683,579	101.12%	
Fines	250,000	17,497	217,008	86.80%	
Interest Income	25,000	17,534	130,878	523.51%	
Miscellaneous Income	281,118	20,902	275,957	98.16%	
Intergovernmental Revenue	1,078,989	89,916	899,158	83.33%	
Total Revenue	**$ 17,162,431**	**$ 623,824**	**$ 17,211,666**	**100.29%**	
Expenditure Summary					
City Manager	$ 409,060	$ 31,930	$ 353,041	86.31%	
City Secretary	166,672	13,486	169,731	101.84%	
Human Resources	361,047	29,915	281,052	77.84%	
Finance	546,930	32,438	489,150	89.44%	
Municipal Court	245,179	14,862	184,433	75.22%	
Parks & Recreation	1,660,984	96,370	1,425,125	85.80%	
Senior Programs	151,626	6,267	129,585	85.46%	
Library Services	470,203	25,558	376,394	80.05%	
Community Development	879,108	60,007	717,388	81.60%	
Streets & Drainage	1,944,286	113,240	1,695,888	87.22%	
Facility Maintenance	539,325	28,496	425,844	78.96%	
Police	5,123,381	345,341	4,078,723	79.61%	
Animal Control	220,972	14,124	171,671	77.69%	
Fire/EMS	4,047,667	289,260	3,347,025	82.69%	
Combined Services	389,672	19,256	333,631	85.62%	
City Engineer	241,594	9,567	197,517	81.76%	
Information Technology	428,270	14,806	318,334	74.33%	
Total Expenditures	**$ 17,825,976**	**$ 1,144,923**	**$ 14,694,532**	**82.43%**	
Total Revenue Over/Under Expenses	**$ (663,545)**	**$ (521,099)**	**$ 2,517,134**		

Explanation of Major Variances:

City of Sachse

Monthly Revenue and Expenditure Report

July 31, 2018

(Unaudited)

UTILITY FUND

83% of Year Completed

	Annual Budget	Current Month Actual	Actual YTD	YTD Actual as a Percent of Budget	Note Reference
Revenue Summary					
Water Revenue	$ 6,204,912	$ 1,153,173	$ 6,459,785	104.11%	
Sewer Revenue	4,565,736	397,783	3,977,176	87.11%	
Drainage Revenue	-	17,188	119,967	n/a	
Fees	158,500	19,974	163,995	103.47%	
Interest Income	10,000	38,312	272,347	2723.47%	
Transfer In-Debt Service					
Miscellaneous Income	-	1,116	10,231		
Total Revenue	**$ 10,939,148**	**$ 1,627,546**	**$ 11,003,501**	**100.59%**	
Expenditure Summary					
Utility Administration	$ 350,365	$ 31,657	$ 272,708	77.84%	
Water Operations	7,822,028	894,120	6,317,973	80.77%	A
Sewer Operations	15,687,032	376,213	3,876,427	24.71%	A
Drainage Operations		-	22,200	n/a	
Meter Reading	2,457,045	36,022	2,216,482	90.21%	B
Total Expenditures	**$ 26,316,470**	**$ 1,338,012**	**$ 12,705,791**	**48.28%**	
Total Revenue Over/Under Expenses	**$ (15,377,322)**	**$ 289,534**	**$ (1,702,290)**		

Explanation of Major Variances:

A Budget includes capital allocations

B AMI project expenditures included in budget and actual

City of Sachse

Monthly Revenue and Expenditure Report

July 31, 2018

(Unaudited)

83% of Year Completed

Debt Service Fund

	Annual Budget	Current Month Actual	Actual YTD	YTD Actual as a Percent of Budget	Note Reference
Revenue Summary					
Property Tax	$ 3,922,133	$ 720	$ 4,058,903	103.49%	
Interest Income	1,000	567	4,520	451.99%	
Miscellaneous Receipts		-	3,543		
Total Revenue	**$ 3,923,133**	**$ 1,286**	**$ 4,066,966**	**103.67%**	
Expenditure Summary					
Fees	$ 3,500	$ -	$ 2,256	64.46%	
Principal	2,330,000	-	2,330,000	100.00%	A
Interest	1,433,496	-	702,292	48.99%	A
Transfer Out-Utility Fund					
Total Expenditures	**$ 3,766,996**	**$ -**	**$ 3,034,548**	**80.56%**	
Total Revenue Over/Under Expenses	**$ 156,137**	**$ 1,286**	**$ 1,032,418**		

A Principal payments are due in February and interest payments in February and August

City of Sachse

Monthly Revenue and Expenditure Report

July 31, 2018

(Unaudited)

SACHSE ECONOMIC DEVELOPMENT CORPORATION

83% of Year Completed

	Annual Budget	Current Month Actual	Actual YTD	YTD Actual as a Percent of Budget	Note Reference
Revenue Summary					
Sales Tax	$ 700,000	$ 68,917	$ 693,229	99.03%	
Other Income	$ -	$ 4,636	$ 16,852		A
Interest Income	1,500	521	4,206	280.43%	
Total Revenue	**$ 701,500**	**$ 74,074**	**$ 714,287**	**101.82%**	
Expenditure Summary					
Expenditures	701,609	75,764	443,344	63.19%	
Total Expenditures	**$ 701,609**	**$ 75,764**	**$ 443,344**	**63.19%**	
Total Revenue Over/Under Expenses	**$ (109)**	**$ (1,689)**	**$ 270,943**		

Explanation of Major Variances:

A Rental income on EDC property

Sachse TEXAS

Agenda Item Details

Meeting	Sep 04, 2018 - Regular Combined Meeting
Category	7. Consent Agenda - All items listed on the consent agenda will be considered by the City Council and will be enacted on by one motion. There will be no separate discussion of these items unless a Councilmember or citizen so requests.
Subject	C. Accept the Quarterly Budget and Investment Reports for the quarter ending June 30, 2018.
Access	Public
Type	Action (Consent)
Preferred Date	Aug 20, 2018
Absolute Date	Sep 03, 2018
Fiscal Impact	No
Budgeted	No
Budget Source	There are no significant aberrations in the budget that would require budget adjustments at this time.
Recommended Action	Accept the Quarterly Budget and Investment Reports for the quarter ending June 30, 2018.

Public Content

BACKGROUND

The Finance Department releases a quarterly report on the City's finances. The report is comprised of two sections: budget and investments. The budget section includes revenues and expenditures for the General, Utility, Debt Service, Impact Fee, Special Revenue, Street Maintenance Tax, and Health Insurance funds, as well as a summary of Capital Projects and Component Units. The investment section provides an overview of investment activity details for the Money Market, Investment Pool, and Certificate of Deposit accounts.

It is the City's strategy to maintain a high percentage of idle funds invested in safe, secure, and liquid investment securities and pooled investment types. This strategy is in accordance with the Public Funds Investment Act (PFIA) and City policy.

Cash on hand available for investing on June 30, 2018 was $57,362,422 in all funds. The average interest/yield on all investments was 1.64% and investment earnings totaled $196,268.

As of June 30, 2018, General Fund revenues are 97% of budget and expenditures are at 76%. Utility Fund revenues are 86% of budget and expenditures are at 74%.

OVERVIEW

Quarterly Budget and Investment Reports for the quarter ending June 30, 2018.

POLICY CONSIDERATIONS

The PFIA requires that the Investment Officers prepare and submit quarterly a written report of investment

transactions for all funds covered by the Investment Policy.

RECOMMENDATION

Accept the Quarterly Budget and Investment Reports for the quarter ended June 30, 2018.

3rd Qtr Investment Report.pdf (1,325 KB) Q3 Quarterly Budget Report.pdf (964 KB)

All items listed on the consent agenda will be considered by the City Council and will be enacted on by one motion. There will be no separate discussion of these items unless a Councilmember or citizen so requests.

Accommodation requests for persons with disabilities should be made at least 48 hours prior to the meeting by contacting Lauren Rose, ADA Coordinator, via phone at 972.429.4770, via email at lrose@cityofsachse.com, or by appointment at 3815 Sachse Road, Building B, Sachse, Texas 75048.

Finance Department

Memo

To: **Gina Nash, City Manager**

From: Berna Fitzpatrick, Finance Manager

CC: Mayor and City Council

Date: August 20, 2018

Re: **Investment Report for period ending June 30, 2018**

Attached is the Quarterly Investment Report for the quarter ending June 30 of the fiscal year 2017-2018. This report complies with the requirements of the City's Investment Policy and the Public Funds Investment Act as amended. For this period, the City's portfolio consisted of the following investments:

Portfolio at Quarter Close:	Rate at 06/30/18	% Total	Total Investment
Money Market Account –ANB	.2%	13.07%	7,499,509
Money Market Account - BTH	1.57%	4.27%	2,449,801
Money Market Account – NexBank	2.16%	8.31%	4,768,120
Money Market Account 2017CO – NexBank	2.16%	10.63%	6,096,284
Money Market Account(EDC)-ANB	.2%	1.110%	636,044
Money Market Account (EDC) BTH	1.57%	.21%	117,928
Money Market Account (EDC)-NexBank	2.16%	.57%	324,155
Investment Pool – Tex Pool	1.811%	10.82%	6,208,894
Investment Pool – 2017CO-TexPool	1.811%	1.71%	978,756
CD---East West Bank 1125	1.78%	3.51%	2,014,978
CD---East West Bank 2428	2.00%	1.76%	1,008,419
CD---East West Bank 8469	1.86%	3.51%	2,015,654
CD---Legacy Bank 1917	1.45%	1.77%	1,013,389
CD---Legacy Bank 1918	1.50%	1.77%	1,013,854
CD---Legacy Bank 1919	1.55%	1.77%	1,014,318
CD---Legacy Bank 1920	1.60%	1.77%	1,014,783
CD---Legacy Bank 1921	1.70%	3.37%	2,031,428
CD---Legacy Bank 2918	2.15%	1.77%	1,016,669
CD---Legacy Bank 2941	2.20%	3.54%	2,014,505
CD---Legacy Bank 2943	2.30%	1.76%	1,007,583
CD---Legacy Bank 3092	2.24%	1.77%	1,016,239
CD---Landmark Bank 7123	1.81%	8.79%	5,044,232
CD---Landmark Bank 7115	1.76%	3.52%	2,017,203
CD---Landmark Bank 7081	1.52%	1.76%	1,007,426
CD---Landmark Bank 7107	1.69%	3.52%	2,016,517
CD---Landmark Bank 7099	1.61%	3.51%	2,015,734
Total Invested City Funds:		100.0%	**$57,362,422**

Finance Department

Re: **Investment Report for period ending June 30, 2018**

The City does not carry any security instrument (investment type) on its books that is traded on the open market; therefore all investments are listed at 100% of market value. Interest earnings on all certificate of deposit accounts are accreted quarterly or at maturity. All Funds on deposit are fully secured and safeguarded. **Total investment interest earned for the quarter ending June 30 was $196,268.**

Citywide cash and investments for the period ending June 30 was $57,362,422. Of this amount, $922,638 is for the Sachse EDC. It is the strategy of the Finance Department to maintain a high percentage of its idle funds invested in safe and secure investment securities and pooled investment types in accordance with the Public Funds Investment Act.

56% of the City's current portfolio has liquidity of 30 days or less, which is more than adequate for daily operations. The City investments are liquid and have same day access. The City's investment and cash management strategy will be to maintain operational and capital needs in money market accounts and liquid asset pools. The City's funds are swept into the above accounts and withdrawn as needed for operational cash flow requirements.

The average interest rate/yield on the City's investments for the period was 1.64%; weighted average maturity of 134 days. The Texpool Prime Fund interest rate was 2.1008% and the Texpool interest rate was 1.8896 % at June 30, 2018. The rolling three-month Treasury yield was 1.56% with the rolling six-month Treasury yield at 1.58%.

QUARTERLY INVESTMENT REPORT

For the Quarter Ended

June 30, 2018

Prepared by
Valley View Consulting, L.L.C.

The investment portfolio of the City is in compliance with the Public Funds Investment Act and the Investment Policy and strategies.

Director of Finance

Finance Manager

Disclaimer: These reports were compiled using information provided by the City of Sachse. No procedures were performed to test the accuracy or completeness of this information. The market values included in these reports were obtained by Valley View Consulting, L.L.C. from sources believed to be accurate and represent proprietary valuation. Due to market fluctuations these levels are not necessarily reflective of current liquidation values. Yield calculations are not determined using standard performance formulas, are not representative of total return yields and do not account for investment advisor fees.

Summary

Quarter End Results by Investment Category:

Asset Type	March 31, 2018 Book Value	March 31, 2018 Market Value	June 30, 2018 Book Value	June 30, 2018 Market Value	Ave. Yield
Bank/Pool	$ 29,722,530	$ 29,722,530	$ 29,079,492	$ 29,079,492	1.47%
CDs/Securities	30,226,208	30,226,208	28,282,931	28,282,931	1.80%
Totals	**$ 59,948,739**	**$ 59,948,739**	**$ 57,362,423**	**$ 57,362,423**	

Current Quarter Average Yield *(1)*

Total Portfolio	1.64%

Fiscal Year-to-Date Average Yield *(2)*

Total Portfolio	1.44%

Weighted Average Maturity	134 days
Rolling Three Mo. Treas. Yield	1.88%
Rolling Six Mo. Treas. Yield	1.92%

Rolling Three Mo. Treas. Yield	1.56%
Rolling Six Mo. Treas. Yield	1.58%
Average Quarterly TexPool Yield	1.50%

Interest Earnings

	City	EDC
Interest Earnings QTR	$ 194,902	$ 1,366
Interest Earnings YTD	$ 533,517	$ 4,058

(1) Average Yield calculated using quarter end report yields and adjusted book values and does not reflect a total return analysis or account for advisory fees.

(2) Fiscal Year-to-Date Average Yields calculated using quarter end report yields and adjusted book values and does not reflect a total return analysis or account for advisory fees.

Economic Overview

The Federal Open Market Committee (FOMC) raised the Fed Funds target range 1.75% - 2.00% (Effective Fed Funds are trading +/-1.91%). Additional range increases are expected this calendar year (one or two) although subject to economic activity. Gradual portfolio reduction continues by limiting reinvestment of maturing holdings. The ultimate size of the balance sheet is under discussion. First Quarter 2018 GDP measured 2.0% (final estimate). Second Quarter is expected to be substantially higher. Employment/Unemployment continued to record levels. Trade war uncertainty dominated world markets. WTI Crude oil hovers at +/-$73. The Stock Markets wiggled higher but still below recent highs.

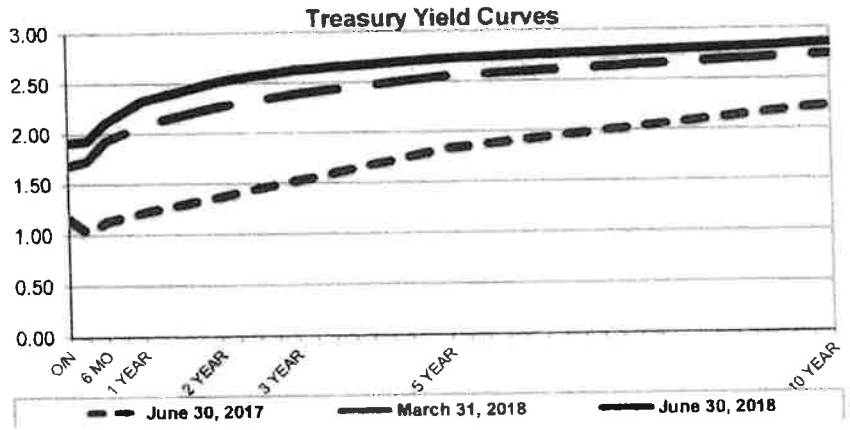

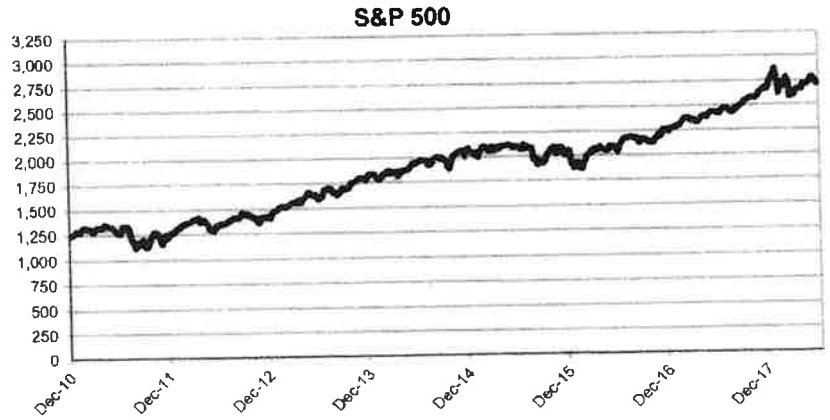

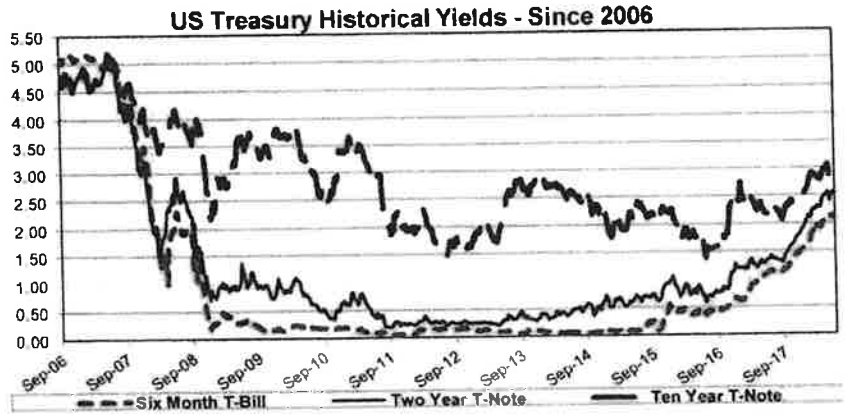

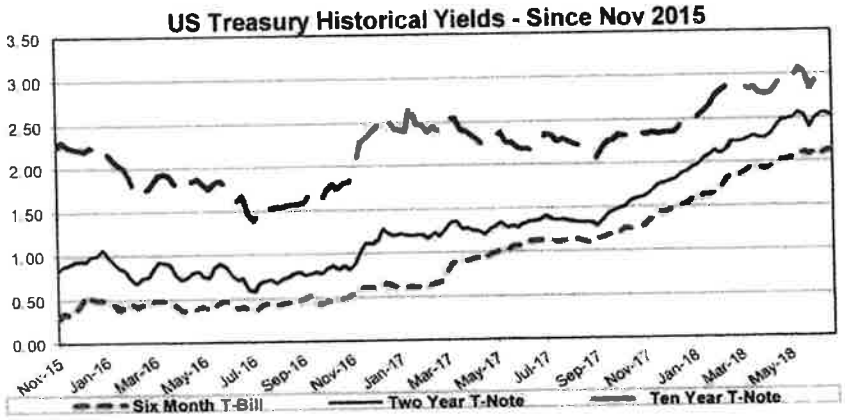

Investment Holdings
June 30, 2018

Description	Rating	Coupon/ Discount	Maturity Date	Settlement Date	Original Face\ Par Value	Book Value	Market Price	Market Value	Life (days)	Yield
ANB MMA		0.20%	07/01/18	06/30/18	$ 8,135,553	$ 8,135,553	1.00	$ 8,135,553	1	0.20%
BTH Bank ICS		1.57%	07/01/18	06/30/18	2,567,730	2,567,730	1.00	2,567,730	1	1.57%
NexBank MMA		2.16%	07/01/18	06/30/18	11,188,559	11,188,559	1.00	11,188,559	1	2.16%
TexPool	AAAm	1.81%	07/01/18	06/30/18	7,187,650	7,187,650	1.00	7,187,650	1	1.81%
LegacyTexas Bank CD 1917		1.45%	07/25/18	07/25/17	1,013,389	1,013,389	100.00	1,013,389	25	1.45%
East West Bank CD 1125		1.78%	07/28/18	01/29/18	2,014,978	2,014,978	100.00	2,014,978	28	1.78%
East West Bank CD 8469		1.86%	10/29/18	01/29/18	2,015,654	2,015,654	100.00	2,015,654	121	1.86%
Landmark Bank CD 7081		1.52%	10/19/18	10/19/17	1,007,426	1,007,426	100.00	1,007,426	111	1.52%
LegacyTexas Bank CD 1918		1.50%	10/25/18	07/25/17	1,013,854	1,013,854	100.00	1,013,854	117	1.50%
Landmark Bank CD 7099		1.61%	01/19/19	10/19/17	2,015,734	2,015,734	100.00	2,015,734	203	1.61%
LegacyTexas Bank CD 1919		1.55%	01/25/19	07/25/17	1,014,318	1,014,318	100.00	1,014,318	209	1.55%
East West Bank CD 2428		2.00%	01/29/19	01/29/18	1,008,419	1,008,419	100.00	1,008,419	213	2.00%
LegacyTexas Bank CD 2918		2.15%	02/20/19	02/20/18	1,016,669	1,016,669	100.00	1,016,669	235	2.15%
LegacyTexas Bank CD 3092		2.22%	02/20/19	03/20/18	1,016,239	1,016,239	100.00	1,016,239	235	2.22%
LegacyTexas Bank CD 2941		2.20%	02/26/19	02/23/18	2,014,505	2,014,505	100.00	2,014,505	241	2.20%
Landmark Bank CD 7107		1.69%	04/19/19	10/19/17	2,016,517	2,016,517	100.00	2,016,517	293	1.69%
LegacyTexas Bank CD 1920		1.60%	04/25/19	07/25/17	1,014,783	1,014,783	100.00	1,014,783	299	1.60%
Landmark Bank CD 7115		1.76%	07/19/19	10/19/17	2,017,203	2,017,203	100.00	2,017,203	384	1.76%
LegacyTexas Bank CD 1921		1.70%	07/25/19	07/25/17	2,031,428	2,031,428	100.00	2,031,428	390	1.70%
LegacyTexas Bank CD 2943		2.30%	08/26/19	02/23/18	1,007,583	1,007,583	100.00	1,007,583	422	2.30%
Landmark Bank CD 7123		1.81%	10/19/19	10/19/17	5,044,232	5,044,232	100.00	5,044,232	476	1.81%
					$ 57,362,423	$ 57,362,423		$ 57,362,423	134	1.64%
									(1)	(2)

(1) Weighted average life - For purposes of calculating weighted average life, pool investments are assumed to have a one day maturity.

(2) Weighted average yield to maturity - The weighted average yield to maturity is based on adjusted book value, realized and unrealized gains/losses and investment advisory fees are not considered.

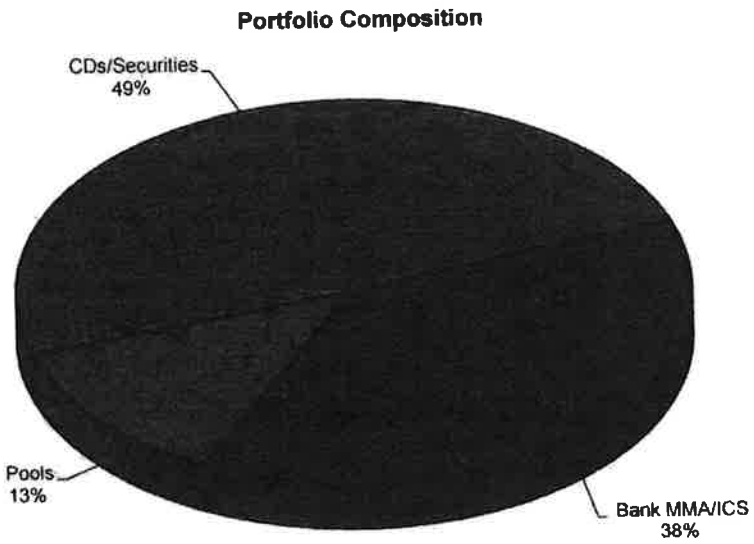
Portfolio Composition
CDs/Securities
49%
Pools
13%
Bank MMA/ICS
38%

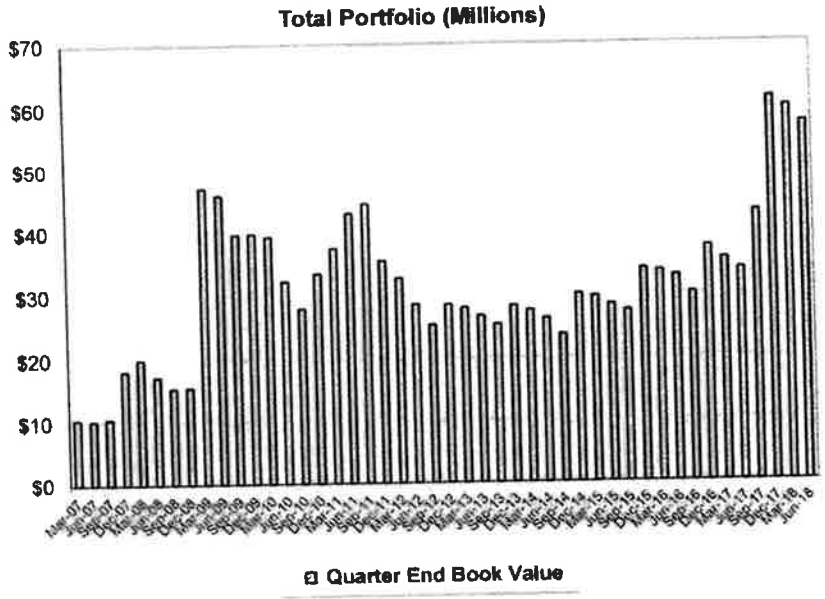
Total Portfolio (Millions)
$70
$60
$50
$40
$30
$20
$10
$0
Quarter End Book Value

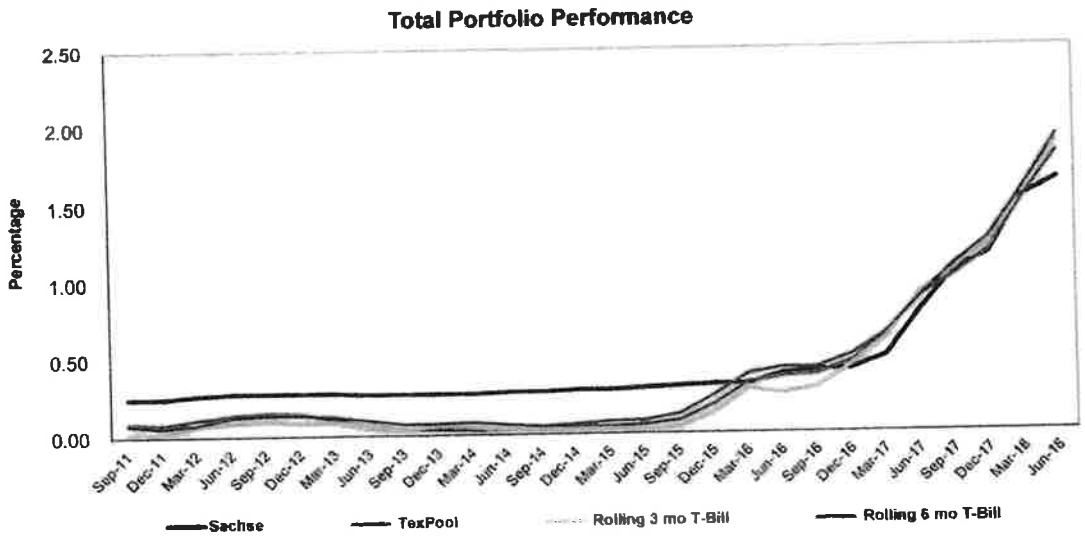
Total Portfolio Performance
Percentage
2.50
2.00
1.50
1.00
0.50
0.00
Sep-11
Dec-11
Mar-12
Jun-12
Sep-12
Dec-12
Mar-13
Jun-13
Sep-13
Dec-13
Mar-14
Jun-14
Sep-14
Dec-14
Mar-15
Jun-15
Sep-15
Dec-15
Mar-16
Jun-16
Sep-16
Dec-16
Mar-17
Jun-17
Sep-17
Dec-17
Mar-18
Jun-18
Sachse
TexPool
Rolling 3 mo T-Bill
Rolling 6 mo T-Bill

Book Value Comparison

Description	Coupon/ Discount	Maturity Date	March 31, 2018 Original Face/Par Value	March 31, 2018 Book Value	Purchases/ Accretions	Amortizations/ Sales/Maturities	June 30, 2018 Original Face/Par Value	June 30, 2018 Book Value
ANB MMA	0.20%	07/01/18	$ 8,874,184	$ 8,874,184	$ –	$ (738,631)	$ 8,135,553	$ 8,135,553
BTH Bank ICS	1.57%	07/01/18	2,558,207	2,558,207	9,523		2,567,730	2,567,730
NexBank MMA	2.16%	07/01/18	11,133,442	11,133,442	55,117		11,188,559	11,188,559
TexPool	1.81%	07/01/18	7,156,697	7,156,697	30,953		7,187,650	7,187,650
LegacyTexas Bank CD 1747	1.15%	05/10/18	1,017,218	1,017,218		(1,017,218)	–	–
LegacyTexas Bank CD 1810	1.40%	06/20/18	1,019,652	1,019,652		(1,019,652)	–	–
LegacyTexas Bank CD 1917	1.45%	07/25/18	1,009,694	1,009,694	3,695		1,013,389	1,013,389
East West Bank CD 1125	1.78%	07/28/18	2,006,056	2,006,056	8,922		2,014,978	2,014,978
East West Bank CD 8469	1.86%	10/29/18	2,006,329	2,006,329	9,325		2,015,654	2,015,654
Landmark Bank CD 7081	1.52%	10/19/18	1,006,089	1,006,089	1,337		1,007,426	1,007,426
LegacyTexas Bank CD 1918	1.50%	10/25/18	1,010,030	1,010,030	3,824		1,013,854	1,013,854
Landmark Bank CD 7099	1.61%	01/19/19	2,013,156	2,013,156	2,578		2,015,734	2,015,734
LegacyTexas Bank CD 1919	1.55%	01/25/19	1,010,366	1,010,366	3,952		1,014,318	1,014,318
East West Bank CD 2428	2.00%	01/29/19	1,003,403	1,003,403	5,016		1,008,419	1,008,419
LegacyTexas Bank CD 2918	2.15%	02/20/19	1,011,179	1,011,179	5,490		1,016,669	1,016,669
LegacyTexas Bank CD 3092	2.22%	02/20/19	1,010,574	1,010,574	5,665		1,016,239	1,016,239
LegacyTexas Bank CD 2941	2.20%	02/26/19	2,003,375	2,003,375	11,130		2,014,505	2,014,505
Landmark Bank CD 7107	1.69%	04/19/19	2,013,635	2,013,635	2,882		2,016,517	2,016,517
LegacyTexas Bank CD 1920	1.60%	04/25/19	1,010,702	1,010,702	4,082		1,014,783	1,014,783
Landmark Bank CD 7115	1.76%	07/19/19	2,013,973	2,013,973	3,230		2,017,203	2,017,203
LegacyTexas Bank CD 1921	1.70%	07/25/19	2,022,748	2,022,748	8,680		2,031,428	2,031,428
LegacyTexas Bank CD 2943	2.30%	08/26/19	1,001,764	1,001,764	5,819		1,007,583	1,007,583
Landmark Bank CD 7123	1.81%	10/19/19	5,036,264	5,036,264	7,968		5,044,232	5,044,232
TOTAL			**$ 59,948,739**	**$ 59,948,739**	**$ 189,185**	**$ (2,775,501)**	**$ 57,362,423**	**$ 57,362,423**

Market Value Comparison

Description	Coupon/ Discount	Maturity Date	March 31, 2018 Original Face/Par Value	March 31, 2018 Market Value	Qtr to Qtr Change	June 30, 2018 Original Face/Par Value	June 30, 2018 Market Value
ANB MMA	0.20%	07/01/18	$ 8,874,184	$ 8,874,184	$ (738,631)	$ 8,135,553	$ 8,135,553
BTH Bank ICS	1.57%	07/01/18	2,558,207	2,558,207	9,523	2,567,730	2,567,730
NexBank MMA	2.16%	07/01/18	11,133,442	11,133,442	55,117	11,188,559	11,188,559
TexPool	1.81%	07/01/18	7,156,697	7,156,697	30,953	7,187,650	7,187,650
LegacyTexas Bank CD 1747	1.15%	05/10/18	1,017,218	1,017,218	(1,017,218)	–	–
LegacyTexas Bank CD 1810	1.40%	06/20/18	1,019,652	1,019,652	(1,019,652)	–	–
LegacyTexas Bank CD 1917	1.45%	07/25/18	1,009,694	1,009,694	3,695	1,013,389	1,013,389
East West Bank CD 1125	1.78%	07/28/18	2,006,056	2,006,056	8,922	2,014,978	2,014,978
East West Bank CD 8469	1.86%	10/29/18	2,006,329	2,006,329	9,325	2,015,654	2,015,654
Landmark Bank CD 7081	1.52%	10/19/18	1,006,089	1,006,089	1,337	1,007,426	1,007,426
LegacyTexas Bank CD 1918	1.50%	10/25/18	1,010,030	1,010,030	3,824	1,013,854	1,013,854
Landmark Bank CD 7099	1.61%	01/19/19	2,013,156	2,013,156	2,578	2,015,734	2,015,734
LegacyTexas Bank CD 1919	1.55%	01/25/19	1,010,366	1,010,366	3,952	1,014,318	1,014,318
East West Bank CD 2428	2.00%	01/29/19	1,003,403	1,003,403	5,016	1,008,419	1,008,419
LegacyTexas Bank CD 2918	2.15%	02/20/19	1,011,179	1,011,179	5,490	1,016,669	1,016,669
LegacyTexas Bank CD 3092	2.22%	02/20/19	1,010,574	1,010,574	5,665	1,016,239	1,016,239
LegacyTexas Bank CD 2941	2.20%	02/26/19	2,003,375	2,003,375	11,130	2,014,505	2,014,505
Landmark Bank CD 7107	1.69%	04/19/19	2,013,635	2,013,635	2,882	2,016,517	2,016,517
LegacyTexas Bank CD 1920	1.60%	04/25/19	1,010,702	1,010,702	4,082	1,014,783	1,014,783
Landmark Bank CD 7115	1.76%	07/19/19	2,013,973	2,013,973	3,230	2,017,203	2,017,203
LegacyTexas Bank CD 1921	1.70%	07/25/19	2,022,748	2,022,748	8,680	2,031,428	2,031,428
LegacyTexas Bank CD 2943	2.30%	08/26/19	1,001,764	1,001,764	5,819	1,007,583	1,007,583
Landmark Bank CD 7123	1.81%	10/19/19	5,036,264	5,036,264	7,968	5,044,232	5,044,232
TOTAL			**$ 59,948,739**	**$ 59,948,739**	**$ (2,586,316)**	**$ 57,362,423**	**$ 57,362,423**

Allocation

June 30, 2018

Book & Market Value	Total	GO I&S	General Fund	W/S Restricted	W/S Operations	Capital Project	2009 GO Bonds	2017 CO
ANB MMA	$ 8,135,553	$1,072,240	$ 96,981	$ 235,879	$ 1,321,772	$592,485	$ 1,799,806	$ –
BTH Bank ICS	2,567,730	237,204	444,948		690,433	127,932	388,621	
NexBank MMA	11,188,559	182,421	921,299		733,664	239,353	727,088	6,096,284
TexPool	7,187,650		3,350,387		444,808			978,756
LegacyTexas Bank CD 1917	1,013,389							1,013,389
East West Bank CD 1125	2,014,978		2,014,978					
East West Bank CD 8469	2,015,654		2,015,654					
Landmark Bank CD 7081	1,007,426				1,007,426			
LegacyTexas Bank CD 1918	1,013,854							1,013,854
Landmark Bank CD 7099	2,015,734							
LegacyTexas Bank CD 1919	1,014,318							1,014,318
East West Bank CD 2428	1,008,419		1,008,419					
LegacyTexas Bank CD 2918	1,016,669							
LegacyTexas Bank CD 3092	1,016,239							
LegacyTexas Bank CD 2941	2,014,505		2,014,505					
Landmark Bank CD 7107	2,016,517							
LegacyTexas Bank CD 1920	1,014,783							1,014,783
Landmark Bank CD 7115	2,017,203							
LegacyTexas Bank CD 1921	2,031,428							2,031,428
LegacyTexas Bank CD 2943	1,007,583				1,007,583			
Landmark Bank CD 7123	5,044,232							
Totals	**$ 57,362,423**	**$1,491,865**	**$11,867,171**	**$ 235,879**	**$ 5,205,686**	**$959,770**	**$ 2,915,515**	**$13,162,812**

Allocation (continued)

June 30, 2018

Book & Market Value	**2017A CO**	**Restricted Park Develop,**	**Restricted General**	**Restricted Water Impact**	**Restricted Sewer Impact**	**Restricted Roadway**	**Street Maint.**	**VERF**
ANB MMA	$ (198,950)	$ 473,336	$ 427,171	$ 205,704	$ 190,343	$ 150,036	$ 248,046	$ 662,820
BTH Bank ICS		145,336	126,564	74,330	68,779	54,215	43,194	
NexBank MMA				739,932	684,675	539,689		
TexPool				909,217	841,318	663,162		
LegacyTexas Bank CD 1917								
East West Bank CD 1125								
East West Bank CD 8469								
Landmark Bank CD 7081								
LegacyTexas Bank CD 1918								
Landmark Bank CD 7099	2,015,734							
LegacyTexas Bank CD 1919								
East West Bank CD 2428								
LegacyTexas Bank CD 2918						1,016,669		
LegacyTexas Bank CD 3092						1,016,239		
LegacyTexas Bank CD 2941								
Landmark Bank CD 7107	2,016,517							
LegacyTexas Bank CD 1920								
Landmark Bank CD 7115	2,017,203							
LegacyTexas Bank CD 1921								
LegacyTexas Bank CD 2943								
Landmark Bank CD 7123	5,044,232							
Totals	**$ 10,894,736**	**$ 618,673**	**$ 553,735**	**$ 1,929,184**	**$ 1,785,115**	**$ 3,440,010**	**$ 291,241**	**$ 662,820**

Allocation (continued)

June 30, 2018

Book & Market Value	**MDD**	**Health Insurance**	**EDC**
ANB MMA	$ 24,739	$ 352,589	$480,555
BTH Bank ICS		48,244	117,928
NexBank MMA			324,155
TexPool			
LegacyTexas Bank CD 1917			
East West Bank CD 1125			
East West Bank CD 8469			
Landmark Bank CD 7081			
LegacyTexas Bank CD 1918			
Landmark Bank CD 7099			
LegacyTexas Bank CD 1919			
East West Bank CD 2428			
LegacyTexas Bank CD 2918			
LegacyTexas Bank CD 3092			
LegacyTexas Bank CD 2941			
Landmark Bank CD 7107			
LegacyTexas Bank CD 1920			
Landmark Bank CD 7115			
LegacyTexas Bank CD 1921			
LegacyTexas Bank CD 2943			
Landmark Bank CD 7123			
Totals	**$ 24,739**	**$ 400,833**	**$922,638**

Allocation

March 31, 2018

Book & Market Value	Total	GO I&S	General Fund	W/S Restricted	W/S Operations	Capital Project	2009 GO Bonds	2017 CO
ANB MMA	$ 8,874,184	$1,033,562	$ 995,094	$ 235,879	$ 299,151	$265,434	$ 2,500,198	$ –
BTH Bank ICS	2,558,207	236,325	762,509		687,872	18,756	176,670	
NexBank MMA	11,133,442	182,012	1,168,668		718,368	646,225	68,607	6,066,252
TexPool	7,156,697		3,935,140		1,042,070			974,542
LegacyTexas Bank CD 1747	1,017,218		1,017,218					
LegacyTexas Bank CD 1810	1,019,652				1,019,652			
LegacyTexas Bank CD 1917	1,009,694							1,009,694
East West Bank CD 1125	2,006,056		2,006,056					
East West Bank CD 8469	2,006,329		2,006,329					
Landmark Bank CD 7081	1,006,089				1,006,089			
LegacyTexas Bank CD 1918	1,010,030							1,010,030
Landmark Bank CD 7099	2,013,156							
LegacyTexas Bank CD 1919	1,010,366							1,010,366
East West Bank CD 2428	1,003,403		1,003,403					
LegacyTexas Bank CD 2918	1,011,179							
LegacyTexas Bank CD 3092	1,010,574							
LegacyTexas Bank CD 2941	2,003,375		2,003,375					
Landmark Bank CD 7107	2,013,635							
LegacyTexas Bank CD 1920	1,010,702							1,010,702
Landmark Bank CD 7115	2,013,973							
LegacyTexas Bank CD 1921	2,022,748							2,022,748
LegacyTexas Bank CD 2943	1,001,764				1,001,764			
Landmark Bank CD 7123	5,036,264							
Totals	**$ 59,948,739**	**$1,451,898**	**$14,897,791**	**$ 235,879**	**$5,774,967**	**$930,415**	**$ 2,745,475**	**$13,104,334**

Allocation (continued)

March 31, 2018

Book & Market Value	**2017A CO**	**Restricted Park Develop,**	**Restricted General**	**Restricted Water Impact**	**Restricted Sewer Impact**	**Restricted Roadway**	**Street Maint.**	**Health Insurance**	**EDC**
ANB MMA	$ (198,950)	$ 474,875	$ 416,029	$ 609,162	$ 567,859	$ 446,358	$ 403,479	$ 408,163	$417,891
BTH Bank ICS		144,393	126,500	73,770	68,768	54,054	43,034	48,065	117,491
NexBank MMA				735,434	685,569	538,882			323,427
TexPool				452,148	421,491	331,307			
LegacyTexas Bank CD 1747									
LegacyTexas Bank CD 1810									
LegacyTexas Bank CD 1917									
East West Bank CD 1125									
East West Bank CD 8469									
Landmark Bank CD 7081									
LegacyTexas Bank CD 1918									
Landmark Bank CD 7099	2,013,156								
LegacyTexas Bank CD 1919									
East West Bank CD 2428									
LegacyTexas Bank CD 2918						1,011,179			
LegacyTexas Bank CD 3092						1,010,574			
LegacyTexas Bank CD 2941									
Landmark Bank CD 7107	2,013,635								
LegacyTexas Bank CD 1920									
Landmark Bank CD 7115	2,013,973								
LegacyTexas Bank CD 1921									
LegacyTexas Bank CD 2943									
Landmark Bank CD 7123	5,036,264								
Totals	**$ 10,878,079**	**$ 619,268**	**$ 542,529**	**$ 1,870,514**	**$ 1,743,687**	**$ 3,392,353**	**$ 446,513**	**$ 456,228**	**$858,809**

Portfolio Summary
City of Sachse, TX
June 30, 2018

Safety - Investment Type

Investment Type	Book Value	Percent
Money Market Account*	$ 21,891,843	38.2%
Investment Pools	7,187,648	12.5%
CD's	28,282,931	49.3%
Total*	$ 57,362,422	100%

*(Includes Sachse EDC Money Market)

Liquidity - Investments by Maturity Date

Under 30 days	$ 32,107,855	56%
31 - 90 days	0	0%
91 - 180 days	4,036,934	7%
181 - 365 days	11,117,184	19%
366 - 760 days	10,100,451	18%
Total Principal Invested	$ 57,362,422	100%

Portfolio Yield

Portfolio	Fiscal YTD Interest	Int Earned this QTR	(FYTD) Percent of total
Debt Service	$ 4,336	$ 1,449	0.81%
General Fund	$ 120,702	55,706	22.45%
Water and Sewer Fund	$ 246,998	89,864	45.95%
Capital Project Fund	$ 101,641	20,134	18.91%
Special Revenue Fund	$ 3,930	1,228	0.73%
Impact Fee Fund	$ 54,708	26,164	10.18%
Street Maintenance Fund	$ 559	160	0.10%
Vehicle/Equipment Fund	$ -		
Municipal Development District	$ -		
Health Insurance Fund	$ 644	198	0.12%
Sachse EDC	$ 4,058	1,366	0.75%
Total Portfolios	$ 537,575	$ 196,268	100.00%

Portfolio Balance

Portfolio	Beginning Balances	Ending Book Balances	Change
Debt Service	$ 1,451,898	$ 1,491,865	$ 39,967.00
General Fund	14,897,791	11,867,171	(3,030,619.76)
Water and Sewer Fund	19,115,180	18,604,377	(510,803.00)
Capital Project Fund	14,553,969	14,770,021	216,052.39
Special Revenue Fund	1,161,796	1,172,407	10,611.00
Impact Fee Fund	7,006,554	7,154,308	147,754.00
Street Maintenance Fund	446,513	291,241	(155,272.00)
Vehicle/Equipment Fund	675,853	662,820	(13,033.00)
Municipal Development District	0	24,739	24,739.00
Health Insurance Fund	456,228	400,833	(55,395.00)
Sachse EDC	858,809	922,638	63,829.00
Total Portfolios	$ 60,624,591	$ 57,362,422	$ (3,262,170)

Historical Interest Rates

		April	May	June
Pooled Money Market Account	2018	0.2000%	0.2000%	0.2000%
	2017	0.2000%	0.2000%	0.2000%
	2016	0.2000%	0.2000%	0.2000%
Tex Pool	2018	1.6704%	1.7159%	1.8110%
	2017	0.7121%	0.7689%	0.8817%
	2016	0.3380%	0.3399%	0.3633%

City of Sachse, TX
Investment Portfolios
April 30, 2018

Source	Description	Cusip/ Ref	Purchase Date	Maturity Date	Coupon (Int. Rate)	Days to Maturity	Principal Invested	Book Value Beginning of Month	Book Value Change	Book Value End of Month	Market Value Beginning of Month	Market Value Change	Market Value End of Month
Debt Service													
GO Bond I&S Fund	Money Market	114512	4/30/2018	5/1/2018	0.2000%	1	1,033,562	1,033,562	18,549	1,052,111	1,033,562	18,549	1,052,111
GO Bond I&S Fund	Money Market	BTH	4/30/2018	5/1/2018	1.4630%	1	236,325	236,325	277	236,602	236,325	277	236,602
GO Bond I&S Fund	Money Market	NexBank	4/30/2018	5/1/2018	1.9600%	1	182,012	182,012	132	182,144	182,012	132	182,144
Total							1,451,899	1,451,898	18,958	1,470,856	1,451,898	18,958	1,470,856
General Fund													
General Fund	TexPool	1111-000	4/30/2018	5/1/2018	1.6704%	1	3,935,140	3,935,140	(694,598)	3,240,542	3,935,140	(694,598)	3,240,542
General Fund	Money Market	114512	4/30/2018	5/1/2018	0.2000%	1	995,094	995,094	(963,197)	31,897	995,094	(963,197)	31,897
General Fund	Money Market	BTH	4/30/2018	5/1/2018	1.4630%	1	762,509	762,509	895	763,404	762,509	895	763,404
General Fund	Money Market	NexBank	4/30/2018	5/1/2018	1.9600%	1	1,168,668	1,168,668	848	1,169,516	1,168,668	848	1,169,516
General Fund	CD	172491125	1/29/2018	7/28/2018	1.7800%	89	2,000,000	2,006,056	2,937	2,008,993	2,006,056	2,937	2,008,993
General Fund	CD	60050001747	5/1/2017	5/10/2018	1.1500%	10	1,007,526	1,017,218	992	1,018,210	1,017,218	992	1,018,210
General Fund	CD	172058469	1/29/2018	10/29/2018	1.8600%	182	2,000,000	2,006,329	3,069	2,009,398	2,006,329	3,069	2,009,398
General Fund	CD	60050002941	2/23/2018	2/26/2019	2.2000%	302	2,000,000	2,003,375	3,744	2,007,119	2,003,375	3,744	2,007,119
General Fund	CD	172052428	1/29/2018	1/29/2019	2.0000%	274	1,000,000	1,003,403	1,651	1,005,054	1,003,403	1,651	1,005,054
Total							14,868,937	14,897,791	(1,643,659)	13,254,134	14,897,791	(1,643,659)	13,254,134
Water and Sewer Fund													
W/S Restricted Fund	Money Market	114512	4/30/2018	5/1/2018	0.2000%	1	235,879	235,879		235,879	235,879	0	235,879
W/S Operations	Money Market	114512	4/30/2018	5/1/2018	0.2000%	1	299,151	299,151	(59,858)	239,293	299,151	(59,858)	239,293
W/S Operations	Money Market	BTH	4/30/2018	5/1/2018	1.4630%	1	687,872	687,872	807	688,679	687,872	807	688,679
W/S Operations	Money Market	NexBank	4/30/2018	5/1/2018	1.9600%	1	718,368	718,368	4,921	723,289	718,368	4,921	723,289
W/S 2017CO	Money Market	3886 2017CO	4/30/2018	5/1/2018	1.4700%	1	6,066,252	6,066,252	9,668	6,075,920	6,066,252	9,668	6,075,920
W/S Operations	TexPool	1111-000	4/30/2018	5/1/2018	1.6704%	1	1,042,070	1,042,070	1,431	1,043,501	1,042,070	1,431	1,043,501
W/S 2017CO	TexPool	1-000 2017CO	4/30/2018	5/1/2018	1.6704%	1	974,542	974,542	1,338	975,880	974,542	1,338	975,880
W/S 2017CO	CD	1917 2017CO	7/25/2017	7/25/2018	1.4500%	85	1,000,000	1,009,694	1,244	1,010,938	1,009,694	1,244	1,010,938
W/S 2017CO	CD	1918 2017CO	7/25/2017	10/25/2018	1.5000%	178	1,000,000	1,010,030	1,287	1,011,317	1,010,030	1,287	1,011,317
W/S 2017CO	CD	1919 2017CO	7/25/2017	1/25/2019	1.5500%	270	1,000,000	1,010,366	1,330	1,011,696	1,010,366	1,330	1,011,696
W/S 2017CO	CD	1920 2017CO	7/25/2017	4/25/2019	1.6000%	360	1,000,000	1,010,702	1,373	1,012,075	1,010,702	1,373	1,012,075
W/S 2017CO	CD	1921 2017CO	7/25/2017	7/25/2019	1.7000%	451	2,000,000	2,022,748	2,921	2,025,669	2,022,748	2,921	2,025,669
W/S	CD	2943	2/23/2018	8/26/2019	2.3000%	483	1,000,000	1,001,764	1,957	1,003,721	1,001,764	1,957	1,003,721
W/S	CD	7081	10/19/2017	10/19/2018	1.5200%	172	1,000,000	1,006,089	1,254	1,007,343	1,006,089	1,254	1,007,343
W/S	CD	1810	6/20/2017	6/20/2018	1.4000%	51	1,000,000	1,019,652	1,213	1,020,865	1,019,652	1,213	1,020,865
Total							19,024,134	19,115,180	(29,114)	19,086,064	19,115,180	(29,114)	19,086,064
Capital Project Funds													
Capital Project Funds	Money Market	114512	4/30/2018	5/1/2018	0.2000%	1	265,434	265,434	264,610	530,044	265,434	264,610	530,044
Capital Project Funds	Money Market	BTH	4/30/2018	5/1/2018	1.4630%	1	18,756	18,756	12,787	31,543	18,756	12,787	31,543
Capital Project Funds	Money Market	NexBank	4/30/2018	5/1/2018	1.9600%	1	646,225	646,225	(530,897)	115,328	646,225	(530,897)	115,328
2009 GO Bonds	Money Market	114512	4/30/2018	5/1/2018	0.2000%	1	2,500,199	2,500,199	257,495	2,757,694	2,500,199	257,495	2,757,694
2009 GO Bonds	Money Market	BTH	4/30/2018	5/1/2018	1.4630%	1	176,670	176,670	(12,558)	164,112	176,670	(12,558)	164,112
2009 GO Bonds	Money Market	NexBank	4/30/2018	5/1/2018	1.9600%	1	68,607	68,607	531,415	600,022	68,607	531,415	600,022
2017A CO Bonds	Money Market	114512	4/30/2018	5/1/2018	0.2000%	1	(198,950)	(198,950)		(198,950)	(198,950)	0	(198,950)
2017A CO Bonds	CD	7123	10/19/2017	10/19/2019	1.8100%	537	5,036,264	5,036,264	7,469	5,043,733	5,036,264	7,469	5,043,733
2017A CO Bonds	CD	7115	10/19/2017	7/19/2019	1.7600%	445	2,013,973	2,013,973	2,790	2,016,763	2,013,973	2,790	2,016,763
2017A CO Bonds	CD	7107	10/19/2017	4/19/2019	1.6900%	354	2,013,635	2,013,635	2,789	2,016,424	2,013,635	2,789	2,016,424
2017A CO Bonds	CD	7099	10/19/2017	1/19/2019	1.6100%	264	2,013,156	2,013,156	2,788	2,015,944	2,013,156	2,788	2,015,944
Total							14,553,969	14,553,969	538,687	15,092,657	14,553,969	538,687	15,092,657
Special Revenue Funds													
Restricted Park Development Fee Fun	Money Market	114512	4/30/2018	5/1/2018	0.2000%	1	474,875	474,875	(1,228)	473,647	474,875	(1,228)	473,647
Restricted Park Development Fee Fun	Money Market	BTH	4/30/2018	5/1/2018	1.4630%	1	144,393	144,393	42	144,435	144,393	42	144,435
Restricted General Fund	Money Market	114512	4/30/2018	5/1/2018	0.2000%	1	416,029	416,029	(13,378)	402,651	416,029	(13,378)	402,651
Restricted General Fund	Money Market	BTH	4/30/2018	5/1/2018	1.4630%	1	126,500	126,500	275	126,775	126,500	275	126,775
Total							1,161,797	1,161,796	(14,289)	1,147,508	1,161,796	(14,289)	1,147,508
Impact Fee Funds													
Restricted Water Impact Fee	Money Market	114512	4/30/2018	5/1/2018	0.2000%	1	609,162	609,162	(270,453)	338,709	609,162	(270,453)	338,709

City of Sachse, TX
Investment Portfolios
April 30, 2018

Source	Description	Cusip/ Ref	Purchase Date	Maturity Date	Coupon (Int. Rate)	Days to Maturity	Principal Invested	Book Value Beginning of Month	Book Value Change 1	Book Value End of Month	Market Value Beginning of Month	Market Value Change	Market Value End of Month
Restricted Water Impact Fee	Money Market	BTH	4/30/2018	5/1/2018	1.4630%	1	73,770	73,770	82	73,852	73,770	82	73,852
Restricted Water Impact Fee	Money Market	NexBank	4/30/2018	5/1/2018	1.9600%	1	735,434	735,434	482	735,916	735,434	482	735,916
Restricted Water Impact Fee	TexPool	1111-000	12/31/2017	1/1/2018	1.6704%	1	452,148	452,148	263,242	715,390	452,148	263,242	715,390
Restricted Sewer Impact Fee	Money Market	114512	4/30/2018	5/1/2018	0.2000%	1	567,859	567,859	(252,294)	315,565	567,859	(252,294)	315,565
Restricted Sewer Impact Fee	Money Market	BTH	4/30/2018	5/1/2018	1.4630%	1	68,768	68,768	37	68,805	68,768	37	68,805
Restricted Sewer Impact Fee	Money Market	NexBank	4/30/2018	5/1/2018	1.9600%	1	685,569	685,569	62	685,631	685,569	62	685,631
Restricted Sewer Impact Fee	TexPool	1111-000	12/31/2017	1/1/2018	1.6704%	1	421,491	421,491	245,016	666,507	421,491	245,016	666,507
Restricted Roadway Impact Fee	Money Market	114512	4/30/2018	5/1/2018	0.2000%	1	446,358	446,358	(197,931)	248,427	446,358	(197,931)	248,427
Restricted Roadway Impact Fee	Money Market	BTH	4/30/2018	5/1/2018	1.4630%	1	54,054	54,054	113	54,167	54,054	113	54,167
Restricted Roadway Impact Fee	Money Market	NexBank	4/30/2018	5/1/2018	1.9600%	1	538,882	538,882	877	539,759	538,882	877	539,759
Restricted Roadway Impact Fee	TexPool	1111-000	12/31/2017	1/1/2018	1.6704%	1	331,307	331,307	193,397	524,704	331,307	193,397	524,704
Impact Fee Fund	CD	1650/2918	2/20/2018	2/20/2019	2.1500%	296	1,009,514	1,011,179	1,847	1,013,026	1,011,179	1,847	1,013,026
Impact Fee Fund	CD	1651/3092	3/20/2018	2/20/2019	2.2200%	296	1,010,574	1,010,574	1,905	1,012,479	1,010,574	1,905	1,012,479
Total							7,004,890	7,006,554	(13,618)	6,992,933	7,006,554	(13,618)	6,992,933
Street Maintenance Fund													
Street Maintenance Tax	Money Market	114512	4/30/2018	5/1/2018	0.2000%	1	403,479	403,479	(24,738)	378,741	403,479	(24,738)	378,741
Street Maintenance Tax	Money Market	BTH	4/30/2018	5/1/2018	1.4630%	1	43,034	43,034	51	43,085	43,034	51	43,085
Total							446,513	446,513	(24,687)	421,826	446,513	(24,687)	421,826
Health Insurance Fund													
Health Insurance	Money Market	114512	4/30/2018	5/1/2018	0.2000%	1	408,163	408,163	9,573	417,736	408,163	9,573	417,736
Health Insurance	Money Market	BTH	4/30/2018	5/1/2018	1.4630%	1	48,065	48,065	56	48,121	48,065	56	48,121
Total							456,228	456,228	9,629	465,857	456,228	9,629	465,857
EDC Fund													
EDC PMMKT	Money Market	114512	4/30/2018	5/1/2018	0.2700%	1	417,891	417,891	45,708	463,599	417,891	45,708	463,599
EDC PMMKT	Money Market	BTH	4/30/2018	5/1/2018	1.4630%	1	117,491	117,491	138	117,629	117,491	138	117,629
EDC PMMKT	Money Market	NexBank	4/30/2018	5/1/2018	1.9600%	1	323,427	323,427	234	323,661	323,427	234	323,661
Total							858,810	858,809	46,080	904,889	858,809	46,080	904,889
Vehicle/Equipment Replacement Fund													
VERF	Money Market	114512	4/30/2018	5/1/2018	0.2000%	1	675,853	675,853	(184,520)	491,333	675,853	(184,520)	491,333
Total							675,853	675,853	(184,520)	491,333	675,853	(184,520)	491,333
							60,503,029	60,624,591	(1,296,533)	59,328,057	60,624,591	(1,296,533)	59,328,057

Summary of Portfolios by Security Type
04/30/18

Security Type	Percent of Total (Book Value)	Average # of days	Average Yield	Principal Invested	Book Value Beginning of Month	Book Value Change	Book Value End of Month	Market Value Beginning of Month	Market Value Change	Market Value End of Month
Money Market Account	36.90%	1	1.0615%	23,241,689	23,241,689	-1,350,919	21,890,770	23,241,689	-1,350,919	21,890,770
TexPool	12.08%	1	1.6704%	7,156,698	7,156,698	9,826	7,166,524	7,156,698	9,826	7,166,524
CD's	51.02%	255	1.7500%	30,104,642	30,226,208	44,560	30,270,767	30,226,207	44,560	30,270,767
Total	100.00%			60,503,028	60,624,591	-1,296,533	59,328,057	60,624,591	-1,296,533	59,328,057

1Change = Investment activity including earnings,deposits and withdrawals.

City of Sachse, TX
Investment Portfolios
May 31, 2018

Source	Description	Cusip/ Ref	Purchase Date	Maturity Date	Coupon (Int. Rate)	Days to Maturity	Principal Invested	Book Value Beginning of Month	Book Value Change	Book Value End of Month	Market Value Beginning of Month	Market Value Change	Market Value End of Month
Debt Service													
GO Bond I&S Fund	Money Market	114512	5/31/2018	6/1/2018	0.2000%	1	1,052,111	1,052,111	10,048	1,062,159	1,052,111	10,048	1,062,159
GO Bond I&S Fund	Money Market	BTH	5/31/2018	6/1/2018	1.5680%	1	236,602	236,602	306	236,908	236,602	306	236,908
GO Bond I&S Fund	Money Market	NexBank	5/31/2018	6/1/2018	1.9700%	1	182,144	182,144	137	182,281	182,144	137	182,281
Total							1,470,857	1,470,856	10,491	1,481,348	1,470,856	10,491	1,481,348
General Fund													
General Fund	TexPool	1111-000	5/31/2018	6/1/2018	1.7159%	1	3,240,542	3,240,542	104,867	3,345,409	3,240,542	104,867	3,345,409
General Fund	Money Market	114512	5/31/2018	6/1/2018	0.2000%	1	31,897	31,897	563,147	595,044	31,897	563,147	595,044
General Fund	Money Market	BTH	5/31/2018	6/1/2018	1.5680%	1	763,404	763,404	989	764,393	763,404	989	764,393
General Fund	Money Market	NexBank	5/31/2018	6/1/2018	1.9700%	1	1,169,516	1,169,516	881	1,170,397	1,169,516	881	1,170,397
General Fund	CD	172491125	1/29/2018	7/28/2018	1.7800%	58	2,000,000	2,008,993	3,039	2,012,032	2,008,993	3,039	2,012,032
General Fund	CD	60050001747	5/1/2017	5/10/2018	1.1500%	0	1,007,526	1,018,210	(1,018,210)	0	1,018,210	(1,018,210)	0
General Fund	CD	172058469	1/29/2018	10/29/2018	1.8600%	151	2,000,000	2,009,398	3,177	2,012,575	2,009,398	3,177	2,012,575
General Fund	CD	60050002941	2/23/2018	2/26/2019	2.2000%	271	2,000,000	2,007,119	3,629	2,010,748	2,007,119	3,629	2,010,748
General Fund	CD	172052428	1/29/2018	1/29/2019	2.0000%	243	1,000,000	1,005,054	1,708	1,006,762	1,005,054	1,708	1,006,762
Total							13,212,885	13,254,134	(336,773)	12,917,361	13,254,134	(336,773)	12,917,361
Water and Sewer Fund													
W/S Restricted Fund	Money Market	114512	5/31/2018	6/1/2018	0.2000%	1	235,879	235,879		235,879	235,879	0	235,879
W/S Operations	Money Market	114512	5/31/2018	6/1/2018	0.2000%	1	239,293	239,293	319,113	558,406	239,293	319,113	558,406
W/S Operations	Money Market	BTH	5/31/2018	6/1/2018	1.5680%	1	688,679	688,679	893	689,572	688,679	893	689,572
W/S Operations	Money Market	NexBank	5/31/2018	6/1/2018	1.9700%	1	723,289	723,289	5,125	728,414	723,289	5,125	728,414
W/S 2017CO	Money Market	3886 2017CO	5/31/2018	6/1/2018	1.4700%	1	6,075,920	6,075,920	10,063	6,085,983	6,075,920	10,063	6,085,983
W/S Operations	TexPool	1111-000	5/31/2018	6/1/2018	1.7159%	1	1,043,501	1,043,501	(599,354)	444,147	1,043,501	(599,354)	444,147
W/S 2017CO	TexPool	-000 2017CO	5/31/2018	6/1/2018	1.7159%	1	975,880	975,880	1,422	977,302	975,880	1,422	977,302
W/S 2017CO	CD	1917 2017CO	7/25/2017	7/25/2018	1.4500%	55	1,000,000	1,010,938	1,205	1,012,143	1,010,938	1,205	1,012,143
W/S 2017CO	CD	1918 2017CO	7/25/2017	10/25/2018	1.5000%	147	1,000,000	1,011,317	1,247	1,012,564	1,011,317	1,247	1,012,564
W/S 2017CO	CD	1919 2017CO	7/25/2017	1/25/2019	1.5500%	239	1,000,000	1,011,696	1,289	1,012,985	1,011,696	1,289	1,012,985
W/S 2017CO	CD	1920 2017CO	7/25/2017	4/25/2019	1.6000%	329	1,000,000	1,012,075	1,331	1,013,406	1,012,075	1,331	1,013,406
W/S 2017CO	CD	1921 2017CO	7/25/2017	7/25/2019	1.7000%	420	2,000,000	2,025,669	2,830	2,028,499	2,025,669	2,830	2,028,499
W/S	CD	2943	2/23/2018	8/26/2019	2.3000%	452	1,000,000	1,003,721	1,898	1,005,619	1,003,721	1,898	1,005,619
W/S	CD	7081	10/19/2017	10/19/2018	1.5200%	141	1,000,000	1,007,343	83	1,007,426	1,007,343	83	1,007,426
W/S	CD	1810	6/20/2017	6/20/2018	1.4000%	20	1,000,000	1,020,865	1,174	1,022,039	1,020,865	1,174	1,022,039
Total							18,982,441	19,086,064	(251,681)	18,834,382	19,086,064	(251,681)	18,834,382
Capital Project Funds													
Capital Project Funds	Money Market	114512	5/31/2018	6/1/2018	0.2000%	1	530,044	530,044	317,722	847,766	530,044	317,722	847,766
Capital Project Funds	Money Market	BTH	5/31/2018	6/1/2018	1.5680%	1	31,543	31,543	21,076	52,619	31,543	21,076	52,619
Capital Project Funds	Money Market	NexBank	5/31/2018	6/1/2018	1.9700%	1	115,328	115,328	76,952	192,280	115,328	76,952	192,280
2009 GO Bonds	Money Market	114512	5/31/2018	6/1/2018	0.2000%	1	2,757,694	2,757,694	(449,090)	2,308,604	2,757,694	(449,090)	2,308,604
2009 GO Bonds	Money Market	BTH	5/31/2018	6/1/2018	1.5680%	1	164,112	164,112	(20,822)	143,290	164,112	(20,822)	143,290
2009 GO Bonds	Money Market	NexBank	5/31/2018	6/1/2018	1.9700%	1	600,022	600,022	(76,413)	523,609	600,022	(76,413)	523,609
2017A CO Bonds	Money Market	114512	5/31/2018	6/1/2018	0.2000%	1	(198,950)	(198,950)		(198,950)	(198,950)	0	(198,950)
2017A CO Bonds	CD	7123	10/19/2017	10/19/2019	1.8100%	506	5,043,733	5,043,733	499	5,044,232	5,043,733	499	5,044,232
2017A CO Bonds	CD	7115	10/19/2017	7/19/2019	1.7600%	414	2,016,763	2,016,763	440	2,017,203	2,016,763	440	2,017,203
2017A CO Bonds	CD	7107	10/19/2017	4/19/2019	1.6900%	323	2,016,424	2,016,424	93	2,016,517	2,016,424	93	2,016,517
2017A CO Bonds	CD	7099	10/19/2017	1/19/2019	1.6100%	233	2,015,944	2,015,944	(210)	2,015,734	2,015,944	(210)	2,015,734
Total							15,092,656	15,092,657	(129,753)	14,962,903	15,092,657	(129,753)	14,962,903
Special Revenue Funds													
Restricted Park Development Fee Fur	Money Market	114512	5/31/2018	6/1/2018	0.2000%	1	473,647	473,647	(1,661)	471,986	473,647	(1,661)	471,986
Restricted Park Development Fee Fur	Money Market	BTH	5/31/2018	6/1/2018	1.5680%	1	144,435	144,435	2,031	146,466	144,435	2,031	146,466
Restricted General Fund	Money Market	114512	5/31/2018	6/1/2018	0.2000%	1	402,651	402,651	12,030	414,681	402,651	12,030	414,681
Restricted General Fund	Money Market	BTH	5/31/2018	6/1/2018	1.5680%	1	126,775	126,775	(1,679)	125,096	126,775	(1,679)	125,096
Total							1,147,508	1,147,508	10,721	1,158,228	1,147,508	10,721	1,158,228
Impact Fee Fund													
Restricted Water Impact Fee	Money Market	114512	5/31/2018	6/1/2018	0.2000%	1	338,709	338,709	(160,541)	178,168	338,709	(160,541)	178,168
Restricted Water Impact Fee	Money Market	BTH	5/31/2018	6/1/2018	1.5680%	1	73,852	73,852	587	74,439	73,852	587	74,439

City of Sachse, TX
Investment Portfolios
May 31, 2018

Source	Description	Cusip/ Ref	Purchase Date	Maturity Date	Coupon (Int. Rate)	Days to Maturity	Principal Invested	Book Value Beginning of Month	Book Value Change[1]	Book Value End of Month	Market Value Beginning of Month	Market Value Change	Market Value End of Month
Restricted Water Impact Fee	Money Market	NexBank	5/31/2018	6/1/2018	1.9700%	1	735,916	735,916	5,448	741,364	735,916	5,448	741,364
Restricted Water Impact Fee	TexPool	1111-000	12/31/2017	1/1/2018	1.7159%	1	715,390	715,390	194,934	910,324	715,390	194,934	910,324
Restricted Sewer Impact Fee	Money Market	114512	5/31/2018	6/1/2018	0.2000%	1	315,565	315,565	(149,826)	165,739	315,565	(149,826)	165,739
Restricted Sewer Impact Fee	Money Market	BTH	5/31/2018	6/1/2018	1.5680%	1	68,805	68,805	441	69,246	68,805	441	69,246
Restricted Sewer Impact Fee	Money Market	NexBank	5/31/2018	6/1/2018	1.9700%	1	685,631	685,631	4,016	689,647	685,631	4,016	689,647
Restricted Sewer Impact Fee	TexPool	1111-000	12/31/2017	1/1/2018	1.7159%	1	666,507	666,507	180,312	846,819	666,507	180,312	846,819
Restricted Roadway Impact Fee	Money Market	114512	5/31/2018	6/1/2018	0.2000%	1	248,427	248,427	(120,629)	127,798	248,427	(120,629)	127,798
Restricted Roadway Impact Fee	Money Market	BTH	5/31/2018	6/1/2018	1.5680%	1	54,167	54,167	(773)	53,394	54,167	(773)	53,394
Restricted Roadway Impact Fee	Money Market	NexBank	5/31/2018	6/1/2018	1.9700%	1	539,759	539,759	(7,986)	531,773	539,759	(7,986)	531,773
Restricted Roadway Impact Fee	TexPool	1111-000	12/31/2017	1/1/2018	1.7159%	1	524,704	524,704	128,262	652,966	524,704	128,262	652,966
Impact Fee Fund	CD	1650/2918	2/20/2018	2/20/2019	2.1500%	265	1,009,514	1,013,026	1,790	1,014,816	1,013,026	1,790	1,014,816
Impact Fee Fund	CD	1651/3092	3/20/2018	2/20/2019	2.2200%	285	1,010,574	1,012,479	1,848	1,014,327	1,012,479	1,848	1,014,327
Total							6,987,520	6,992,933	77,883	7,070,819	6,992,933	77,883	7,070,819
Street Maintenance Fund													
Street Maintenance Tax	Money Market	114512	5/31/2018	6/1/2018	0.2000%	1	378,741	378,741	38,428	417,169	378,741	38,428	417,169
Street Maintenance Tax	Money Market	BTH	5/31/2018	6/1/2018	1.5680%	1	43,085	43,085	56	43,141	43,085	56	43,141
Total							421,826	421,826	38,484	460,309	421,826	38,484	460,309
Health Insurance Fund													
Health Insurance	Money Market	114512	5/31/2018	6/1/2018	0.2000%	1	417,736	417,736	(37,645)	380,091	417,736	(37,645)	380,091
Health Insurance	Money Market	BTH	5/31/2018	6/1/2018	1.5680%	1	48,121	48,121	63	48,184	48,121	63	48,184
Total							465,857	465,857	(37,582)	428,275	465,857	(37,582)	428,275
EDC Fund													
EDC PMMKT	Money Market	114512	5/31/2018	6/1/2018	0.2700%	1	463,599	463,599	8,096	471,695	463,599	8,096	471,695
EDC PMMKT	Money Market	BTH	5/31/2018	6/1/2018	1.5680%	1	117,629	117,629	152	117,781	117,629	152	117,781
EDC PMMKT	Money Market	NexBank	5/31/2018	6/1/2018	1.9700%	1	323,661	323,661	244	323,905	323,661	244	323,905
Total							904,890	904,889	8,492	913,382	904,889	8,492	913,382
Vehicle/Equipment Replacement Fund													
VERF	Money Market	114512	5/31/2018	6/1/2018	0.2000%	1	491,333	491,333	171,487	662,820	491,333	171,487	662,820
Total							491,333	491,333	171,487	662,820	491,333	171,487	662,820
Municipal Development District													
Municipal Development District	Money Market	114512	5/31/2018	6/1/2018	0.2000%	1	0	0	133	133	0	133	133
Total							0	0	133	133	0	133	133
							59,177,773	59,328,057	(438,098)	58,889,961	59,328,057	(438,098)	58,889,961

Summary of Portfolios by Security Type
05/31/18

Security Type	Percent of Total (Book Value)	Average # of days	Average Yield	Principal Invested	Book Value Beginning of Month	Book Value Change	Book Value End of Month	Market Value Beginning of Month	Market Value Change	Market Value End of Month
Money Market Account	38.09%	1	1.1225%	21,890,770	21,890,770	542,599	22,433,369	21,890,770	542,599	22,433,369
TexPool	12.19%	1	1.7159%	7,166,524	7,166,524	10,443	7,176,967	7,166,524	10,443	7,176,967
CD's	49.72%	252	1.7500%	30,120,478	30,270,767	-991,140	29,279,627	30,270,767	-991,140	29,279,627
Total	100.00%			59,177,772	59,328,057	-438,098	58,889,961	59,328,057	-438,098	58,889,961

1Change = Investment activity including earnings,deposits and withdrawals.

City of Sachse, TX
Investment Portfolios
June 30, 2018

Source	Description	Cusip/ Ref	Purchase Date	Maturity Date	Coupon (Int. Rate)	Days to Maturity	Principal Invested	Book Value Beginning of Month	Book Value Change	Book Value End of Month	Market Value Beginning of Month	Market Value Change	Market Value End of Month
Debt Service													
GO Bond I&S Fund	Money Market	114512	6/30/2018	7/1/2018	0.2000%	1	1,062,159	1,062,159	10,081	1,072,240	1,062,159	10,081	1,072,240
GO Bond I&S Fund	Money Market	BTH	6/30/2018	7/1/2018	1.5700%	1	236,908	236,908	296	237,204	236,908	296	237,204
GO Bond I&S Fund	Money Market	NexBank	6/30/2018	7/1/2018	2.1600%	1	182,281	182,281	140	182,421	182,281	140	182,421
Total							1,481,348	1,481,348	10,517	1,491,865	1,481,348	10,517	1,491,865
General Fund													
General Fund	TexPool	1111-000	6/30/2018	7/1/2018	1.8110%	1	3,345,409	3,345,409	4,978	3,350,387	3,345,409	4,978	3,350,387
General Fund	Money Market	114512	6/30/2018	7/1/2018	0.2000%	1	595,044	595,044	(498,063)	96,981	595,044	(498,063)	96,981
General Fund	Money Market	BTH	6/30/2018	7/1/2018	1.5700%	1	764,393	764,393	(319,445)	444,948	764,393	(319,445)	444,948
General Fund	Money Market	NexBank	6/30/2018	7/1/2018	2.1600%	1	1,170,397	1,170,397	(249,098)	921,299	1,170,397	(249,098)	921,299
General Fund	CD	172491125	1/29/2018	7/28/2018	1.7800%	28	2,000,000	2,012,032	2,946	2,014,978	2,012,032	2,946	2,014,978
General Fund	CD	172058469	1/29/2018	10/29/2018	1.8600%	121	2,000,000	2,012,575	3,079	2,015,654	2,012,575	3,079	2,015,654
General Fund	CD	60050002941	2/23/2018	2/26/2019	2.2000%	241	2,000,000	2,010,748	3,757	2,014,505	2,010,748	3,757	2,014,505
General Fund	CD	172052428	1/29/2018	1/29/2019	2.0000%	213	1,000,000	1,006,762	1,657	1,008,419	1,006,762	1,657	1,008,419
Total							12,875,243	12,917,361	(1,050,189)	11,867,171	12,917,361	(1,050,189)	11,867,171
Water and Sewer Fund													
W/S Restricted Fund	Money Market	114512	6/30/2018	7/1/2018	0.2000%	1	235,879	235,879		235,879	235,879	0	235,879
W/S Operations	Money Market	114512	6/30/2018	7/1/2018	0.2000%	1	558,406	558,406	763,366	1,321,772	558,406	763,366	1,321,772
W/S Operations	Money Market	BTH	6/30/2018	7/1/2018	1.5700%	1	689,572	689,572	861	690,433	689,572	861	690,433
W/S Operations	Money Market	NexBank	6/30/2018	7/1/2018	2.1600%	1	728,414	728,414	5,250	733,664	728,414	5,250	733,664
W/S 2017CO	Money Market	3886 2017CO	6/30/2018	7/1/2018	1.4700%	1	6,085,983	6,085,983	10,301	6,096,284	6,085,983	10,301	6,096,284
W/S Operations	TexPool	1111-000	6/30/2018	7/1/2018	1.8110%	1	444,147	444,147	661	444,808	444,147	661	444,808
W/S 2017CO	TexPool	1-000 2017CO	6/30/2018	7/1/2018	1.8110%	1	977,302	977,302	1,454	978,756	977,302	1,454	978,756
W/S 2017CO	CD	1917 2017CO	7/25/2017	7/25/2018	1.4500%	25	1,000,000	1,012,143	1,246	1,013,389	1,012,143	1,246	1,013,389
W/S 2017CO	CD	1918 2017CO	7/25/2017	10/25/2018	1.5000%	117	1,000,000	1,012,564	1,290	1,013,854	1,012,564	1,290	1,013,854
W/S 2017CO	CD	1919 2017CO	7/25/2017	1/25/2019	1.5500%	209	1,000,000	1,012,985	1,333	1,014,318	1,012,985	1,333	1,014,318
W/S 2017CO	CD	1920 2017CO	7/25/2017	4/25/2019	1.6000%	299	1,000,000	1,013,406	1,377	1,014,783	1,013,406	1,377	1,014,783
W/S 2017CO	CD	1921 2017CO	7/25/2017	7/25/2019	1.7000%	390	2,000,000	2,028,499	2,929	2,031,428	2,028,499	2,929	2,031,428
W/S	CD	2943	2/23/2018	8/26/2019	2.3000%	422	1,000,000	1,005,619	1,964	1,007,583	1,005,619	1,964	1,007,583
W/S	CD	7081	10/19/2017	10/19/2018	1.5200%	111	1,000,000	1,007,426		1,007,426	1,007,426	0	1,007,426
W/S	CD	1810	6/20/2017	6/20/2018	1.4000%		1,000,000	1,022,039	(1,022,039)	0	1,022,039	(1,022,039)	0
Total							18,719,703	18,834,382	(230,007)	18,604,377	18,834,382	(230,007)	18,604,377
Capital Project Funds													
Capital Project Funds	Money Market	114512	6/30/2018	7/1/2018	0.2000%	1	847,766	847,766	(255,281)	592,485	847,766	(255,281)	592,485
Capital Project Funds	Money Market	BTH	6/30/2018	7/1/2018	1.5700%	1	52,619	52,619	75,313	127,932	52,619	75,313	127,932
Capital Project Funds	Money Market	NexBank	6/30/2018	7/1/2018	2.1600%	1	192,280	192,280	47,073	239,353	192,280	47,073	239,353
2009 GO Bonds	Money Market	114512	6/30/2018	7/1/2018	0.2000%	1	2,308,604	2,308,604	(508,798)	1,799,806	2,308,604	(508,798)	1,799,806
2009 GO Bonds	Money Market	BTH	6/30/2018	7/1/2018	1.5700%	1	143,290	143,290	245,331	388,621	143,290	245,331	388,621
2009 GO Bonds	Money Market	NexBank	6/30/2018	7/1/2018	2.1600%	1	523,609	523,609	203,479	727,088	523,609	203,479	727,088
2017A CO Bonds	Money Market	114512	6/30/2018	7/1/2018	0.2000%	1	(198,950)	(198,950)		(198,950)	(198,950)	0	(198,950)
2017A CO Bonds	CD	7123	10/19/2017	10/19/2019	1.8100%	476	5,044,232	5,044,232		5,044,232	5,044,232	0	5,044,232
2017A CO Bonds	CD	7115	10/19/2017	7/19/2019	1.7600%	384	2,017,203	2,017,203		2,017,203	2,017,203	0	2,017,203
2017A CO Bonds	CD	7107	10/19/2017	4/19/2019	1.6900%	293	2,016,517	2,016,517		2,016,517	2,016,517	0	2,016,517
2017A CO Bonds	CD	7099	10/19/2017	1/19/2019	1.6100%	203	2,015,734	2,015,734		2,015,734	2,015,734	0	2,015,734
Total							14,962,903	14,962,903	(192,883)	14,770,021	14,962,903	(192,883)	14,770,021
Special Revenue Funds													
Restricted Park Development Fee Fun	Money Market	114512	6/30/2018	7/1/2018	0.2000%	1	471,986	471,986	1,350	473,336	471,986	1,350	473,336
Restricted Park Development Fee Fun	Money Market	BTH	6/30/2018	7/1/2018	1.5700%	1	146,466	146,466	(1,130)	145,336	146,466	(1,130)	145,336
Restricted General Fund	Money Market	114512	6/30/2018	7/1/2018	0.2000%	1	414,681	414,681	12,490	427,171	414,681	12,490	427,171
Restricted General Fund	Money Market	BTH	6/30/2018	7/1/2018	1.5700%	1	125,096	125,096	1,468	126,564	125,096	1,468	126,564
Total							1,158,229	1,158,228	14,178	1,172,407	1,158,228	14,178	1,172,407
Impact Fee Fund													
Restricted Water Impact Fee	Money Market	114512	6/30/2018	7/1/2018	0.2000%	1	178,168	178,168	27,536	205,704	178,168	27,536	205,704
Restricted Water Impact Fee	Money Market	BTH	6/30/2018	7/1/2018	1.5700%	1	74,439	74,439	(109)	74,330	74,439	(109)	74,330

City of Sachse, TX
Investment Portfolios
June 30, 2018

Source	Description	Cusip/ Ref	Purchase Date	Maturity Date	Coupon (Int. Rate)	Days to Maturity	Principal Invested	Book Value Beginning of Month	Book Value Change [1]	Book Value End of Month	Market Value Beginning of Month	Market Value Change	Market Value End of Month
Restricted Water Impact Fee	Money Market	NexBank	6/30/2018	7/1/2018	2.1600%	1	741,364	741,364	(1,432)	739,932	741,364	(1,432)	739,932
Restricted Water Impact Fee	TexPool	1111-000	12/31/2017	1/1/2018	1.8110%	1	910,324	910,324	(1,107)	909,217	910,324	(1,107)	909,217
Restricted Sewer Impact Fee	Money Market	114512	6/30/2018	7/1/2018	0.2000%	1	165,739	165,739	24,604	190,343	165,739	24,604	190,343
Restricted Sewer Impact Fee	Money Market	BTH	6/30/2018	7/1/2018	1.5700%	1	69,246	69,246	(467)	68,779	69,246	(467)	68,779
Restricted Sewer Impact Fee	Money Market	NexBank	6/30/2018	7/1/2018	2.1600%	1	689,647	689,647	(4,972)	684,675	689,647	(4,972)	684,675
Restricted Sewer Impact Fee	TexPool	1111-000	12/31/2017	1/1/2018	1.8110%	1	846,819	846,819	(5,501)	841,318	846,819	(5,501)	841,318
Restricted Roadway Impact Fee	Money Market	114512	6/30/2018	7/1/2018	0.2000%	1	127,798	127,798	22,238	150,036	127,798	22,238	150,036
Restricted Roadway Impact Fee	Money Market	BTH	6/30/2018	7/1/2018	1.5700%	1	53,394	53,394	821	54,215	53,394	821	54,215
Restricted Roadway Impact Fee	Money Market	NexBank	6/30/2018	7/1/2018	2.1600%	1	531,773	531,773	7,916	539,689	531,773	7,916	539,689
Restricted Roadway Impact Fee	TexPool	1111-000	12/31/2017	1/1/2018	1.8110%	1	652,966	652,966	10,196	663,162	652,966	10,196	663,162
Impact Fee Fund	CD	1650/2918	2/20/2018	2/20/2019	2.1500%	235	1,009,514	1,014,816	1,853	1,016,669	1,014,816	1,853	1,016,669
Impact Fee Fund	CD	1651/3092	3/20/2018	2/20/2019	2.2200%	235	1,010,574	1,014,327	1,912	1,016,239	1,014,327	1,912	1,016,239
Total							7,061,765	7,070,819	83,486	7,154,308	7,070,819	83,486	7,154,308
Street Maintenance Fund													
Street Maintenance Tax	Money Market	114512	6/30/2018	7/1/2018	0.2000%	1	417,169	417,169	(169,123)	248,046	417,169	(169,123)	248,046
Street Maintenance Tax	Money Market	BTH	6/30/2018	7/1/2018	1.5700%	1	43,141	43,141	53	43,194	43,141	53	43,194
Total							460,310	460,309	(169,070)	291,241	460,309	(169,070)	291,241
Health Insurance Fund													
Health Insurance	Money Market	114512	6/30/2018	7/1/2018	0.2000%	1	380,091	380,091	(27,502)	352,589	380,091	(27,502)	352,589
Health Insurance	Money Market	BTH	6/30/2018	7/1/2018	1.5700%	1	48,184	48,184	60	48,244	48,184	60	48,244
Total							428,275	428,275	(27,442)	400,833	428,275	(27,442)	400,833
EDC Fund													
EDC PMMKT	Money Market	114512	6/30/2018	7/1/2018	0.2700%	1	471,695	471,695	8,860	480,555	471,695	8,860	480,555
EDC PMMKT	Money Market	BTH	6/30/2018	7/1/2018	1.5700%	1	117,781	117,781	148	117,929	117,781	148	117,929
EDC PMMKT	Money Market	NexBank	6/30/2018	7/1/2018	2.1600%	1	323,905	323,905	250	324,155	323,905	250	324,155
Total							913,382	913,382	9,258	922,638	913,382	9,258	922,638
Vehicle/Equipment Replacement Fund													
VERF	Money Market	114512	6/30/2018	7/1/2018	0.2000%	1	662,820	662,820	0	662,820	662,820	0	662,820
Total							662,820	662,820	0	662,820	662,820	0	662,820
Municipal Development District													
Municipal Development District	Money Market	114512	6/30/2018	7/1/2018	0.2000%	1	133	133	24,606	24,739	133	24,606	24,739
Total							133	133	24,606	24,739	133	24,606	24,739
							58,724,111	58,889,961	(1,527,544)	57,362,422	58,889,961	(1,527,544)	57,362,422

Summary of Portfolios by Security Type
06/30/18

Security Type	Percent of Total (Book Value)	Average # of days	Average Yield	Principal Invested	Book Value Beginning of Month	Book Value Change	Book Value End of Month	Market Value Beginning of Month	Market Value Change	Market Value End of Month
Money Market Account	38.16%	1	1.1198%	22,433,369	22,433,369	-541,529	21,891,843	22,433,369	-541,529	21,891,843
TexPool	12.53%	1	1.8110%	7,176,967	7,176,967	10,681	7,187,648	7,176,967	10,681	7,187,648
CD's	49.31%	235	1.7833%	29,113,774	29,279,627	-996,696	28,282,931	29,279,627	-996,696	28,282,931
Total	100.00%			58,724,110	58,889,961	-1,527,544	57,362,422	58,889,961	-1,527,544	57,362,422

[1]Change = Investment activity including earnings,deposits and withdrawals.

3rd Quarter Budget Report (Unaudited)
As of June 30, 2018

The City of Sachse Finance Department is dedicated to excellence in local government, comprehensive fiscal management, compliance, and reporting.

The Quarterly Budget Report complies with the City Charter's quarterly financial reporting requirement and is aimed at providing our users (internal and external), with a general awareness of the City's financial position.

Sachse TEXAS

Finance Department

TO: GINA NASH, CITY MANAGER
FROM: KAREN RAMIREZ, ACCOUNTANT
SUBJ: QUARTERLY BUDGET REPORT FOR 3RD QUARTER ENDING JUNE 30, 2018
DATE: AUGUST 27, 2018
CC: MAYOR AND CITY COUNCIL

Attached is the 3rd Quarter Budget Report for the 2017-2018 fiscal year. The fiscal year for the City of Sachse is October 1st through September 30th. Nine months, or 75%, of the fiscal year was completed as of the end of June 2018.

Overall, the City has received $31.9 million through the 3rd quarter, representing 94% of budgeted revenues.

CITY-WIDE REVENUES			
Fund	***Budget***	***YTD***	***% Collected***
General Fund	$ 17,162,431	$ 16,587,842	96.65%
Utility Fund	10,939,148	9,375,955	85.71%
Debt Service	3,923,133	4,062,287	103.55%
Special Revenue	42,360	127,717	301.50%
Impact Fee	540,000	576,428	106.75%
Street Maint. Tax	350,350	312,777	89.28%
Health Insurance	1,173,423	880,583	75.04%
Total	$ 34,130,845	$ 31,923,589	93.53%

Year-to-date expenditures totaled $25 million for the 3rd quarter, representing 74% of budgeted expenditures.

CITY-WIDE OPERATING EXPENDITURES			
Fund	***Budget***	***YTD***	***% Expended***
General Fund	$ 17,825,976	$ 13,549,633	76.01%
Utility Fund	9,829,441	7,224,778	73.50%
Debt Service	3,766,996	3,034,548	80.56%
Special Revenue	129,000	61,805	47.91%
Impact Fee	600,000	0	0.00%
Street Maint. Tax	422,600	252,194	59.68%
Health Insurance	1,212,588	866,862	71.49%
Total	$ 33,786,601	$ 24,989,820	73.96%

Revenue

- Through June, total General Fund revenues were $16,587,842 or 97% of expected collections. Total revenues increased $1,381,729 compared to the same period last fiscal year.
- Sales tax revenues through June are 88% of expected collections, an increase of $130,813 over last fiscal year.
- Franchise fees are at $1,385,919 or 82% of budget.
- General Fund current ad valorem tax revenues are 103% collected at $11,486,865; a $1,175,312 increase over last fiscal year.
- Through June, collections for Licenses & Permits are a total of $446,958 or 73% of expected collections.
- Fees and Service Charges year-to-date are $628,278 or 93% of budget. This is an increase of $4,525 compared to the same period last fiscal year.
- Court fine revenues finished June at $199,511 or 80% of anticipated collections.
- Through June, Utility Fund revenues totaled $9,375,955 or 86% of budget.
- Sales tax revenue in the Street Maintenance Tax Fund is $312,777; a $30,401 increase over prior year and 89% of expected collections for the current fiscal year.

Expenditures

- Through June, total General Fund expenditures are $13,549,633 or 76% expended; an increase of $1,652,188 over prior fiscal year.
- Utility Fund expenditures are $7,224,778 or 74% of budget; an increase of $955,781 from prior fiscal year.
- Capital Project expenditures total $6,229,832 year-to-date, made up of $4,120,801 from the Utility Fund and $2,109,031 in Capital Projects.

Component Units

- A summary report of revenues and expenditures for the City's two component units, Sachse Ecomonic Development Corporation and Sachse Municipal Development District, has been added to the Quarterly Budget Report effective this quarter.

CITY OF SACHSE
REVENUE AND EXPENDITURE SUMMARY
AND CHANGES IN FUND BALANCE RESERVES
QUARTER ENDED 06/30/2018 - 75% OF YEAR COMPLETE (UNAUDITED)

	General Fund	Utility Fund	Debt Service Fund	Special Revenue Fund	Impact Fee Fund	Street Maintenance Tax Fund	Health Insurance Fund	Total
Revenues								
Budget	$ 17,162,431	$ 10,939,148	$ 3,923,133	$ 42,360	$ 540,000	$ 350,350	$ 1,173,423	$ 34,130,845
YTD Actual	16,587,842	9,375,955	4,062,287	127,717	576,428	312,777	880,583	31,923,589
Budget Remaining	$ 574,589	$ 1,563,193	$ (139,154)	$ (85,357)	$ (36,428)	$ 37,573	$ 292,840	$ 2,207,256
% of Budget	96.65%	85.71%	103.55%	301.50%	106.75%	89.28%	75.04%	93.53%
Expenditures								
Budget	$ 17,825,976	$ 9,829,441	$ 3,766,996	$ 129,000	$ 600,000	$ 422,600	$ 1,212,588	$ 33,786,601
YTD Actual	13,549,633	7,224,778	3,034,548	61,805	-	252,194	866,862	24,989,820
Budget Remaining	$ 4,276,343	$ 2,604,663	$ 732,448	$ 67,195	$ 600,000	$ 170,406	$ 345,726	$ 8,796,781
% of Budget	76.01%	73.50%	80.56%	47.91%	0.00%	59.68%	71.49%	73.96%
Net Over/under	**$ 3,038,209**	**$ 2,151,177**	**$ 1,027,738**	**$ 65,912**	**$ 576,428**	**$ 60,583**	**$ 13,721**	**$ 6,933,769**

Revenue and Expenditure Summary

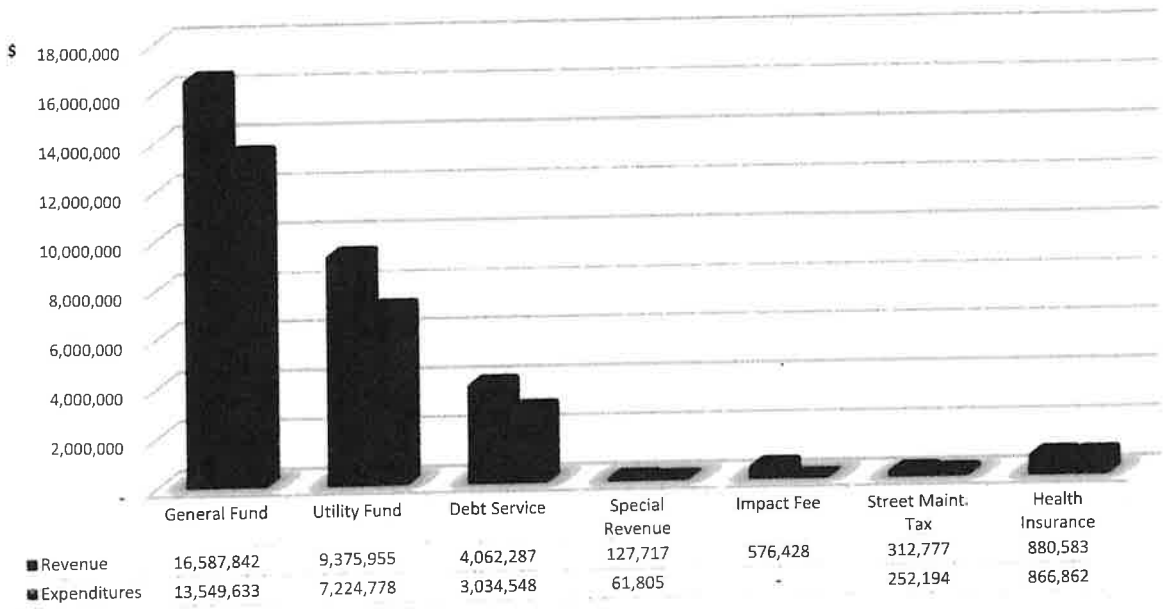

CITY OF SACHSE
GENERAL FUND REVENUES
QUARTER ENDED 06/30/2018 - 75% OF YEAR COMPLETE (UNAUDITED)

	FY 2017 BUDGET	FY 2017 YEAR-TO-DATE	FY 2018 BUDGET	FY 2018 YEAR-TO-DATE	BUDGET REMAINING	% OF BUDGET
Ad Valorem Taxes	$ 10,076,929	$ 10,311,553	$ 11,107,591	$ 11,486,865	$ (379,274)	103.41%
Other Taxes	1,417,851	1,131,896	1,434,000	1,262,671	171,329	88.05%
Franchise Fees	1,690,233	1,331,861	1,694,233	1,385,919	308,314	81.80%
Licenses and Permits	757,000	564,817	615,500	446,958	168,542	72.62%
Fees and Service Charges	721,500	623,753	676,000	628,278	47,722	92.94%
Fines	280,000	203,722	250,000	199,511	50,489	79.80%
Other Income	362,946	265,053	306,118	368,399	(62,281)	120.35%
Intragovernmental Transfers	1,024,611	773,458	1,078,989	809,242	269,747	75.00%
TOTAL REVENUES	**$ 16,331,070**	**$ 15,206,113**	**$ 17,162,431**	**$ 16,587,842**	**$ 574,589**	**96.65%**

General Fund Revenue

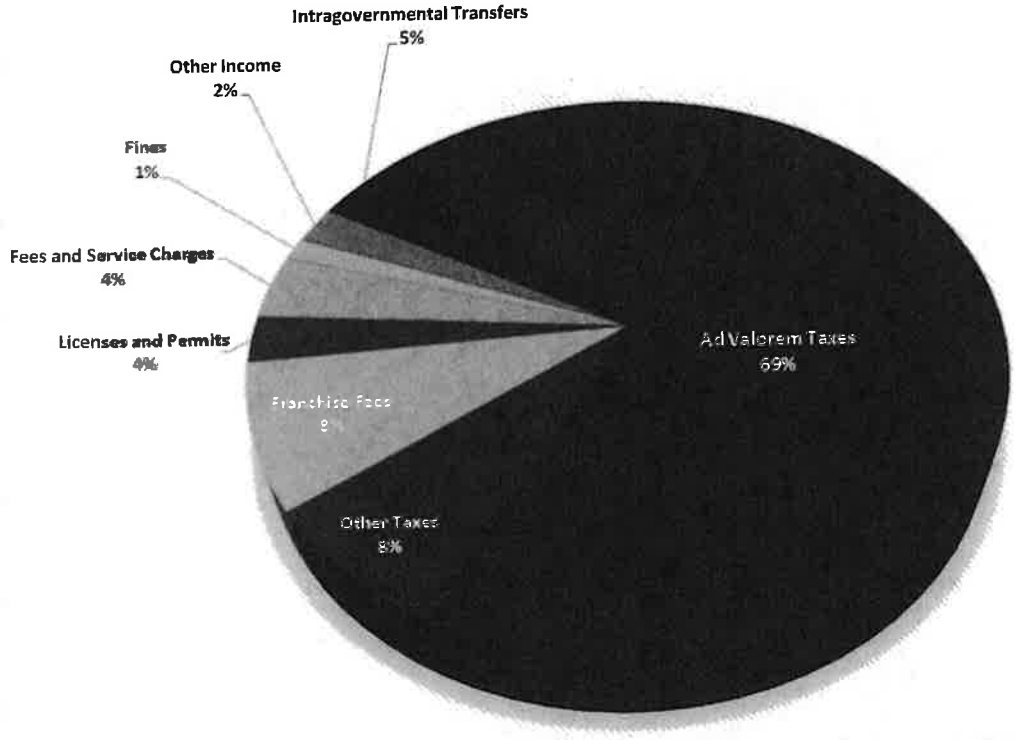

CITY OF SACHSE
GENERAL FUND EXPENDITURES
QUARTER ENDED 06/30/2018 - 75% OF YEAR COMPLETE (UNAUDITED)

	FY 2017 BUDGET	FY 2017 YEAR-TO-DATE	FY 2018 BUDGET	FY 2018 YEAR-TO-DATE	BUDGET REMAINING	% OF BUDGET
General Government						
City Manager	$ 383,103	$ 225,537	$ 409,060	$ 321,111	$ 87,949	78.50%
City Secretary	152,153	116,041	166,672	156,245	10,427	93.74%
Human Resources	323,107	216,114	361,047	251,137	109,910	69.56%
Finance	548,026	418,855	546,930	456,712	90,218	83.50%
Municipal Court	217,130	150,351	245,179	169,571	75,608	69.16%
Information Technology	375,683	288,982	428,270	303,528	124,742	70.87%
	1,999,202	1,415,880	2,157,158	1,658,305	498,853	76.87%
Culture and Recreation						
Parks and Recreation	1,136,014	842,139	1,660,984	1,328,754	332,230	80.00%
Senior Center Programs	150,433	112,261	151,626	123,318	28,308	81.33%
Library Services	471,191	349,420	470,203	350,836	119,367	74.61%
	1,757,638	1,303,820	2,282,813	1,802,908	479,905	78.98%
Public Safety						
Police	4,795,957	3,441,993	5,123,381	3,733,382	1,389,999	72.87%
Animal Services	215,614	157,982	220,972	157,548	63,424	71.30%
Fire and Ambulance	3,740,453	2,793,792	4,047,667	3,057,764	989,903	75.54%
	8,752,024	6,393,767	9,392,020	6,948,694	2,443,326	73.99%
Public Works						
Streets and Drainage	1,921,862	1,237,861	1,944,286	1,582,648	361,638	81.40%
Facilities Maintenance	553,868	420,538	539,325	397,348	141,977	73.68%
Engineering	239,302	188,331	241,594	187,950	53,644	77.80%
	2,715,032	1,846,731	2,725,205	2,167,946	557,259	79.55%
Development Services	885,646	648,900	879,108	657,404	221,704	74.78%
Non-Departmental	371,203	288,347	389,672	314,375	75,297	80.68%
TOTAL EXPENDITURES	**$ 16,480,745**	**$ 11,897,445**	**$ 17,825,976**	**$ 13,549,633**	**$ 4,276,343**	**76.01%**

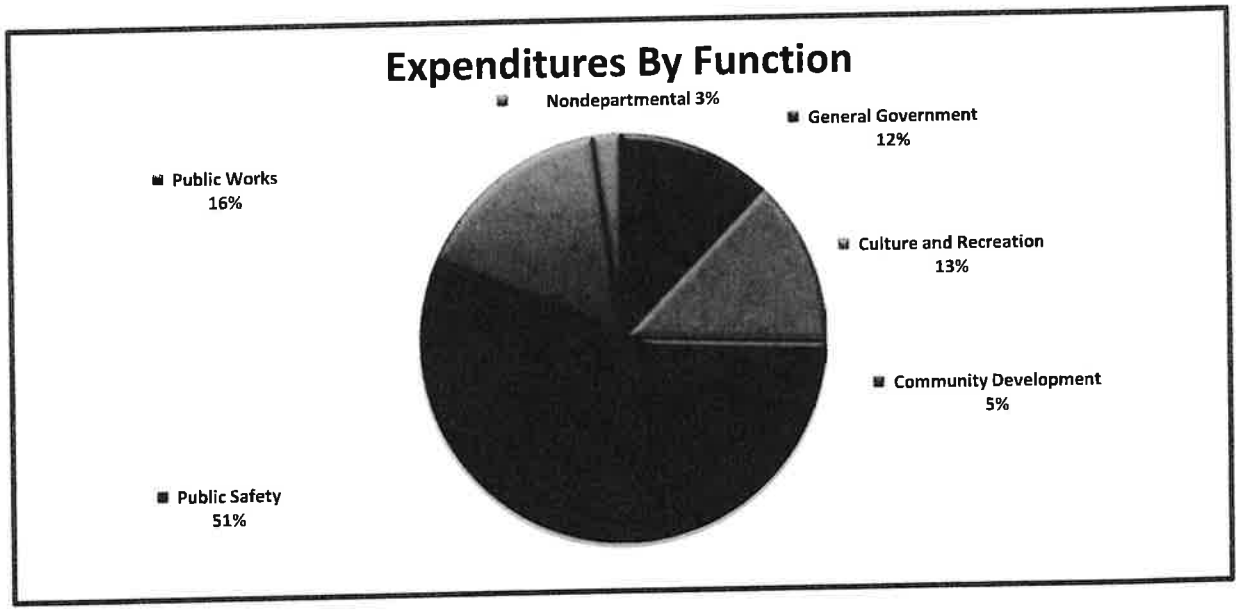

CITY OF SACHSE
GENERAL FUND EXPENDITURES BY CATEGORY
QUARTER ENDED 06/30/2018 - 75% OF YEAR COMPLETE (UNAUDITED)

	FISCAL YEAR	BUDGET	YEAR-TO-DATE	BUDGET REMAINING	% OF BUDGET
Personnel Costs	2018	$ 12,564,081	$ 9,191,242	$ 3,372,839	73.15%
	2017	11,579,641	8,551,714	3,027,927	73.85%
	2016	10,540,572	7,879,869	2,660,703	74.76%
Supplies and Materials	2018	1,488,102	1,032,821	455,281	69.41%
	2017	1,604,252	1,036,581	567,671	64.61%
	2016	1,482,348	947,872	534,476	63.94%
Maintenance and Repairs	2018	583,770	452,648	131,122	77.54%
	2017	598,338	390,669	207,669	65.29%
	2016	572,843	381,953	190,890	66.68%
Contractual Services	2018	1,387,857	1,062,846	325,011	76.58%
	2017	1,498,353	1,015,855	482,498	67.80%
	2016	1,434,551	1,024,601	409,950	71.42%
Non-Operating	2018	98,219	128,626	(30,407)	130.96%
	2017	456,540	180,563	275,977	39.55%
	2016	334,500	264,275	70,225	79.01%
Intragovernmental Transfers	2018	1,703,947	1,681,450	22,497	98.68%
	2017	743,621	722,063	21,558	97.10%
	2016	279,032	259,274	19,758	92.92%
TOTAL EXPENDITURES	2018	17,825,976	13,549,633	4,276,343	76.01%
	2017	16,480,745	11,897,445	4,583,300	72.19%
	2016	14,643,846	10,757,844	3,886,002	73.46%

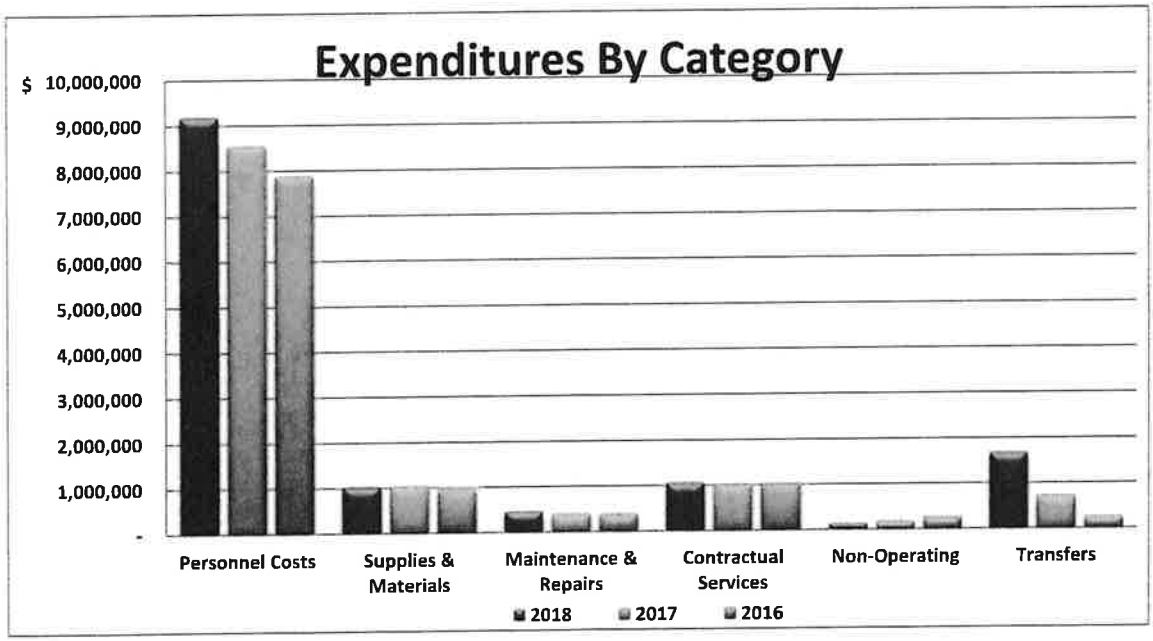

CITY OF SACHSE
UTILITY FUND SUMMARY
QUARTER ENDED 06/30/2018 - 75% OF YEAR COMPLETE (UNAUDITED)

	FY 2017 BUDGET	FY 2017 YEAR-TO-DATE	FY 2018 BUDGET	FY 2018 YEAR-TO-DATE	BUDGET REMAINING	% OF BUDGET
REVENUES						
Water Revenue	$ 5,556,656	$ 4,431,821	$ 6,158,912	$ 5,278,701	$ 880,211	85.71%
Sewer Revenue	4,355,842	3,331,552	4,565,736	3,579,243	986,493	78.39%
Fees and Service Charges	181,000	168,385	181,000	255,572	(74,572)	141.20%
Other Gov'ts & Sources	23,000	18,054	23,000	18,518	4,482	80.51%
Other Income	2,000	36,146	10,500	243,920	(233,420)	2323.05%
TOTAL REVENUES	**$ 10,118,498**	**$ 7,985,959**	**$ 10,939,148**	**$ 9,375,955**	**$ 1,563,193**	**85.71%**
EXPENDITURES						
Utility Administration	$ 360,973	$ 247,267	$ 350,365	$ 241,051	$ 109,314	68.80%
Water Operations	5,056,177	3,737,272	5,516,628	4,202,849	1,313,779	76.19%
Sewer Operations	3,530,413	2,160,798	3,822,032	2,662,118	1,159,914	69.65%
Meter Reading	195,610	123,660	140,416	118,760	21,656	84.58%
Stormwater Drainage	-	-	-	22,200	(22,200)	0.00%
TOTAL EXPENDITURES	**$ 9,143,173**	**$ 6,268,997**	**$ 9,829,441**	**$ 7,224,778**	**$ 2,604,663**	**73.50%**

Utility Fund Revenues and Expenditures

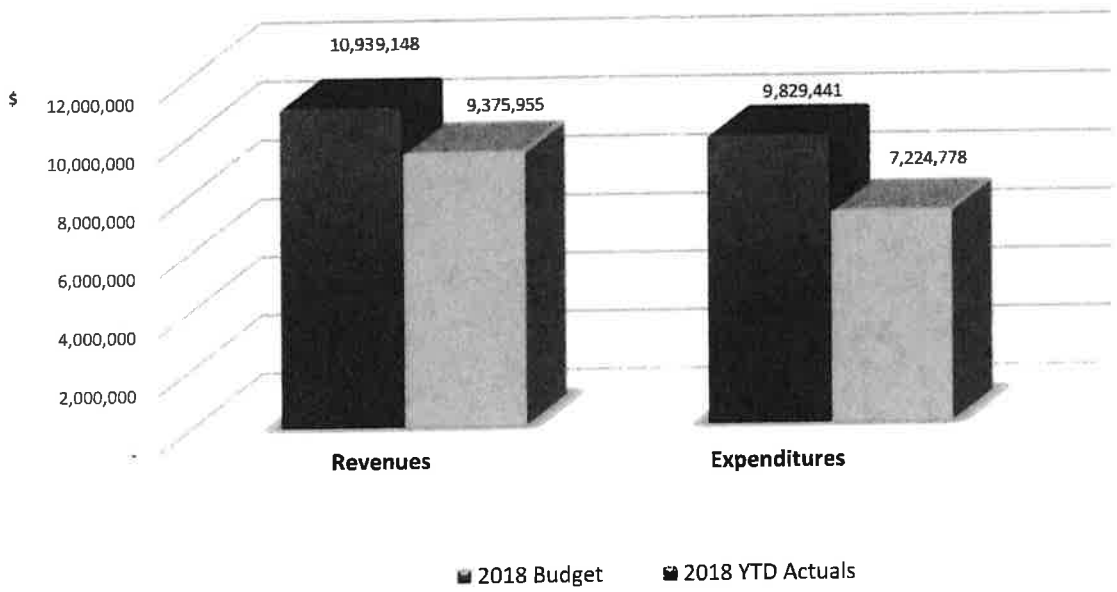

CITY OF SACHSE
UTILITY FUND EXPENDITURES BY CATEGORY
QUARTER ENDED 06/30/2018 - 75% OF YEAR COMPLETE (UNAUDITED)

	FISCAL YEAR	BUDGET	YEAR-TO-DATE	BUDGET REMAINING	% OF BUDGET
Personnel Costs	2018	$ 919,320	$ 638,386	$ 280,934	69.44%
	2017	909,398	669,896	239,502	73.66%
	2016	771,317	597,031	174,286	77.40%
Supplies and Materials	2018	256,976	181,835	75,141	70.76%
	2017	357,787	166,713	191,074	46.60%
	2016	333,772	204,937	128,835	61.40%
Maintenance and Repairs	2018	164,901	113,773	51,128	68.99%
	2017	156,805	74,643	82,162	47.60%
	2016	177,696	123,527	54,169	69.52%
Contractual Services	2018	6,524,943	4,836,552	1,688,391	74.12%
	2017	6,551,465	4,447,537	2,103,928	67.89%
	2016	6,025,614	3,988,731	2,036,883	66.20%
Non-Operating	2018	949,421	716,022	233,399	75.42%
	2017	204,324	187,664	16,661	91.85%
	2016	255,194	246,640	8,554	96.65%
Intragovernmental Transfers	2018	1,013,880	760,410	253,470	75.00%
	2017	963,393	722,545	240,848	75.00%
	2016	930,405	697,803	232,602	75.00%
TOTAL EXPENDITURES	2018	9,829,441	7,246,978	2,582,463	73.73%
	2017	9,143,173	6,268,997	2,874,175	68.56%
	2016	8,493,998	5,858,669	2,635,329	68.97%

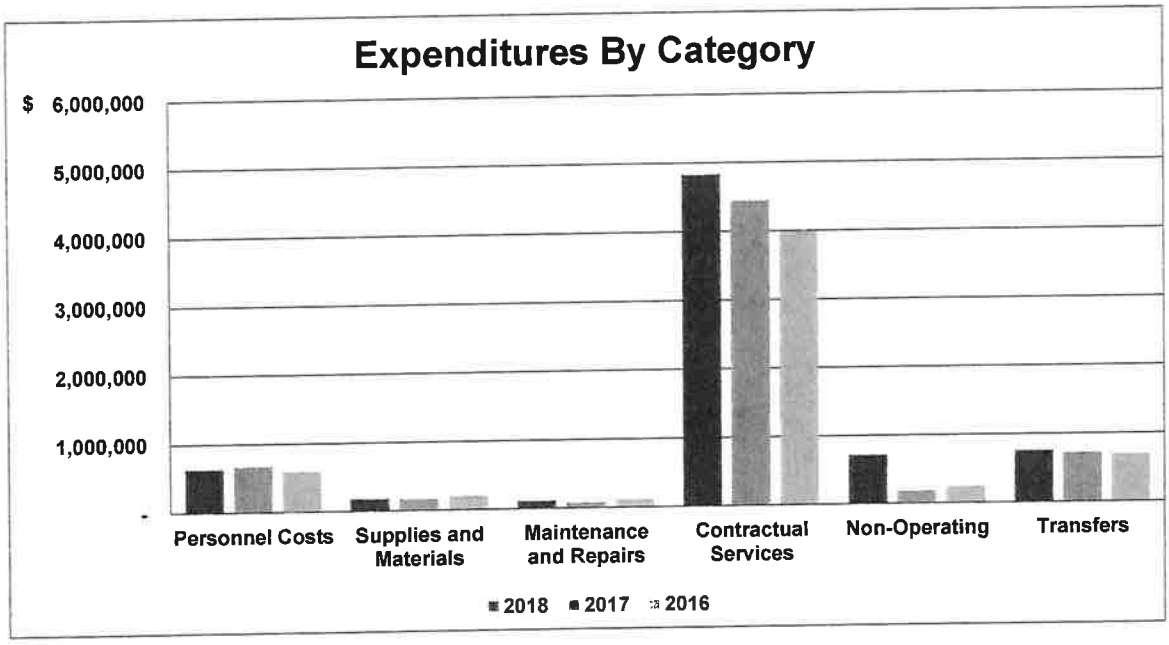

CITY OF SACHSE
DEBT SERVICE FUND SUMMARY
QUARTER ENDED 06/30/2018 - 75% OF YEAR COMPLETE (UNAUDITED)

	FY 2017 BUDGET	FY 2017 YEAR-TO-DATE	FY 2018 BUDGET	FY 2018 YEAR-TO-DATE	BUDGET REMAINING	% OF BUDGET
REVENUES						
Ad Valorem Taxes	$ 3,522,138	$ 3,607,532	$ 3,922,133	$ 4,058,183	$ (136,050)	103.47%
Other Income	1,000	5,430	1,000	4,103	(3,103)	410.32%
TOTAL REVENUES	$ 3,523,138	$ 3,612,962	$ 3,923,133	$ 4,062,287	$ (139,154)	103.55%
EXPENDITURES						
Principal	$ 2,325,000	$ 2,325,000	$ 2,330,000	$ 2,330,000	$ -	100.00%
Interest	1,180,897	599,224	1,433,496	702,292	731,204	48.99%
Transfers Out	-	1,202,427	-	-	-	0.00%
Agent Fees	3,500	1,206	3,500	1,206	2,294	34.46%
Financing Costs	-	-	-	1,050	(1,050)	0.00%
TOTAL EXPENDITURES	$ 3,509,397	$ 4,127,857	$ 3,766,996	$ 3,034,548	$ 732,448	80.56%

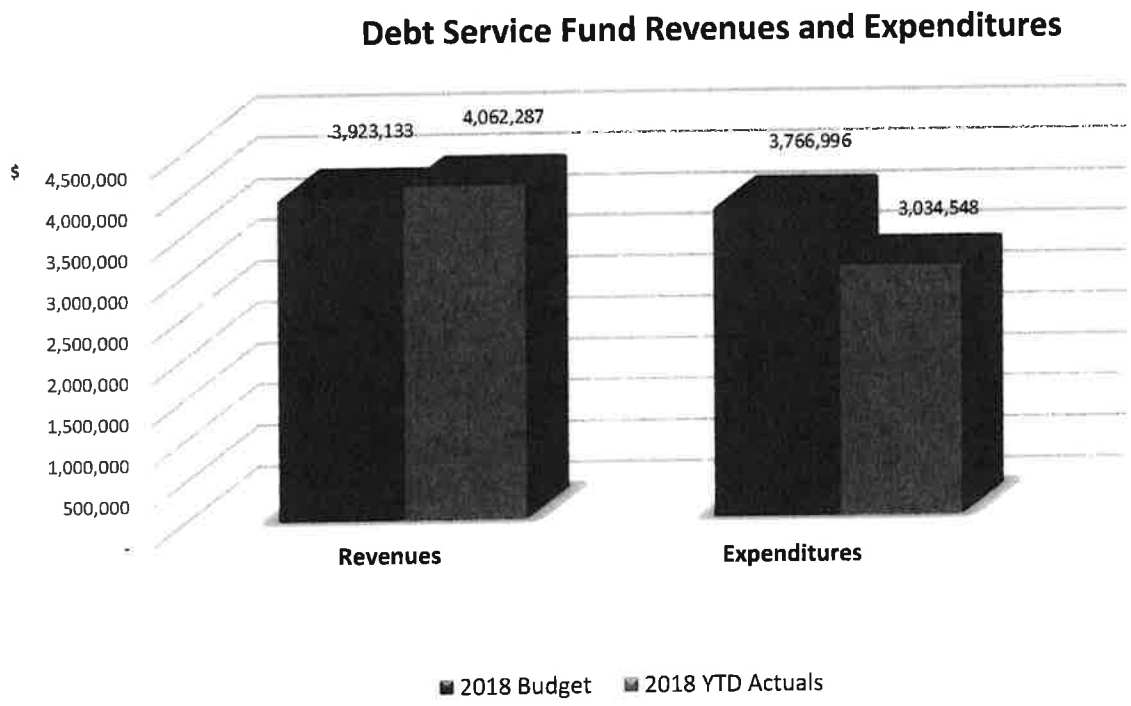

CITY OF SACHSE
IMPACT FEE FUND SUMMARY
QUARTER ENDED 06/30/2018 - 75% OF YEAR COMPLETE (UNAUDITED)

	FY 2017 BUDGET	FY 2017 YEAR-TO-DATE	FY 2018 BUDGET	FY 2018 YEAR-TO-DATE	BUDGET REMAINING	% OF BUDGET
REVENUES						
Total Impact Fees	$ 600,000	$ 578,609	$ 525,000	$ 527,306 *	$ (2,306)	100.44%
Other Income	23,800	18,885	15,000	49,122	$ (34,122)	327.48%
TOTAL REVENUES	**$ 623,800**	**$ 597,494**	**$ 540,000**	**$ 576,428**	**$ (36,428)**	**106.75%**
EXPENDITURES						
Intergovermental	$ 1,393,480	$ 471,655	$ 600,000	$ -	$ 600,000	0.00%
TOTAL EXPENDITURES	**$ 1,393,480**	**$ 471,655**	**$ 600,000**	**$ -**	**$ 600,000**	**0.00%**

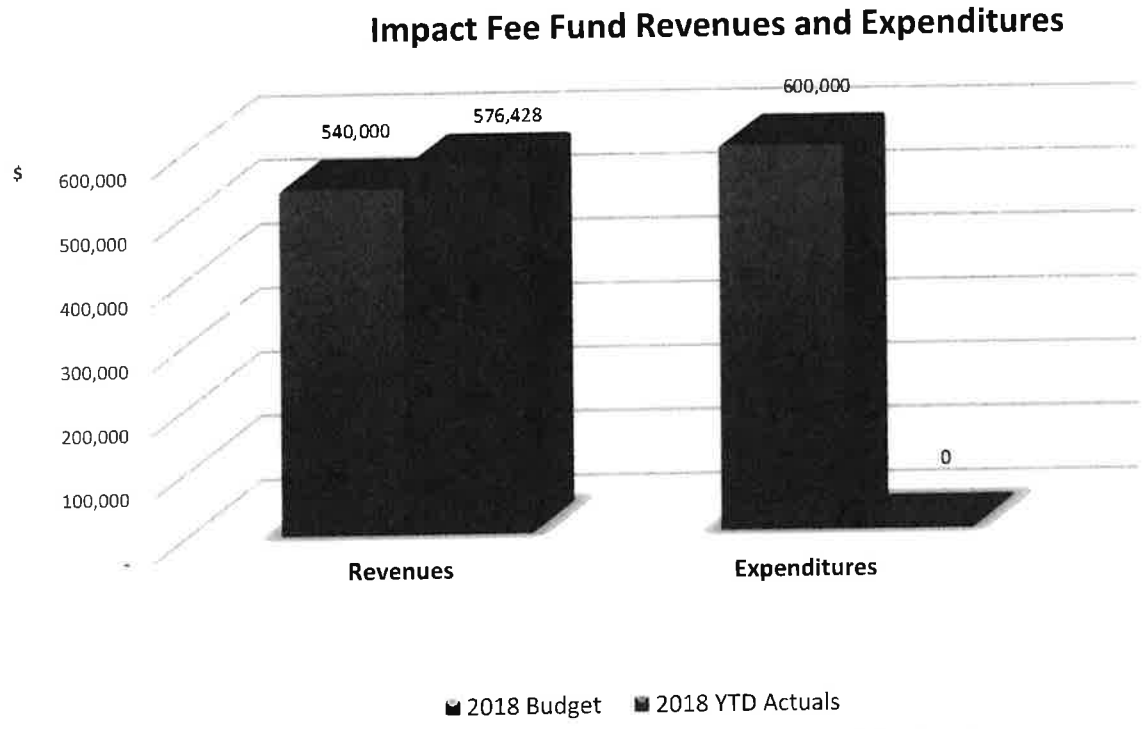

* YTD Revenue is reduced by Impact Fee Credits to Developer

CITY OF SACHSE
SPECIAL REVENUE FUND SUMMARY
QUARTER ENDED 06/30/2018 - 75% OF YEAR COMPLETE (UNAUDITED)

	FY 2017 BUDGET	FY 2017 YEAR-TO-DATE	FY 2018 BUDGET	FY 2018 YEAR-TO-DATE	BUDGET REMAINING	% OF BUDGET
REVENUES						
Fees	$ 36,500	$ 181,440	$ 41,500	$ 111,950	$ (70,450)	269.76%
Other Income	900	1,770	860	3,511	(2,651)	408.21%
Grants and Donations	-	31,911	-	12,256	(12,256)	0.00%
TOTAL REVENUES	**$ 37,400**	**$ 215,122**	**$ 42,360**	**$ 127,717**	**$ (85,357)**	**301.50%**
EXPENDITURES						
City Manager	$ 75,000	$ 5,213	$ 50,000	$ 49,696	$ 304	99.39%
Finance	-	-	-	-	-	0.00%
Municipal Court	34,000	4,354	36,000	2,362	33,638	6.56%
Parks and Recreation	100,000	-	-	-	-	0.00%
Senior Center Programs	4,000	-	5,000	-	5,000	0.00%
Library	2,500	-	-	8,000	(8,000)	0.00%
Police	5,000	6,190	23,000	1,746	21,254	7.59%
Animal Services	10,000	1,032	10,000	-	10,000	0.00%
Fire and Ambulance	5,000	15,400	5,000	-	5,000	0.00%
TOTAL EXPENDITURES	**$ 235,500**	**$ 32,188**	**$ 129,000**	**$ 61,805**	**$ 67,195**	**47.91%**

Special Revenue Fund Revenues and Expenditures

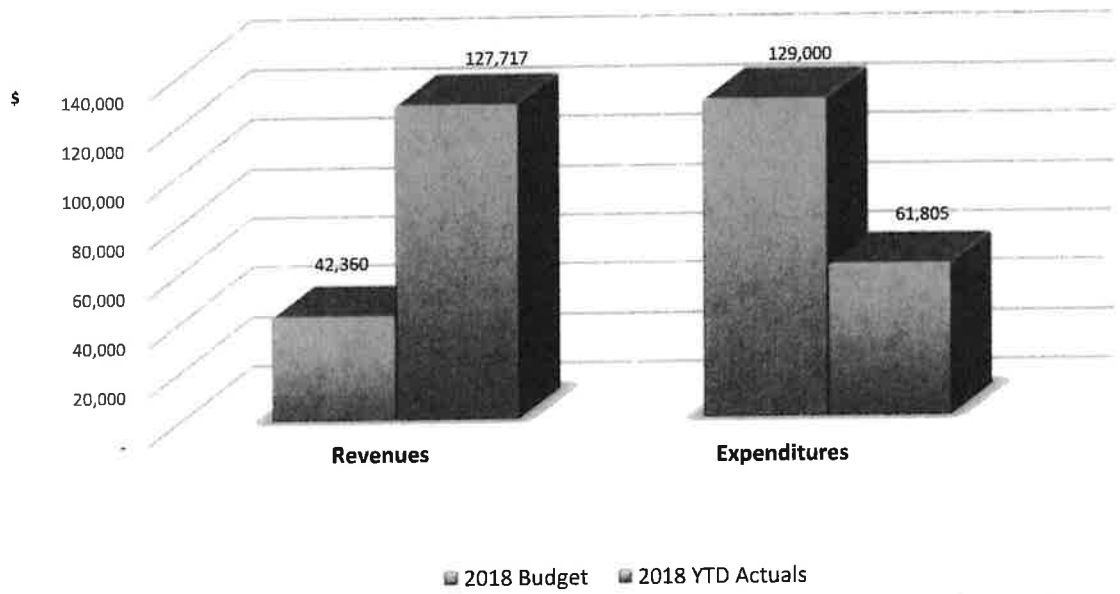

CITY OF SACHSE
STREET MAINTENANCE TAX FUND
QUARTER ENDED 06/30/2018 - 75% OF YEAR COMPLETE (UNAUDITED)

	FY 2017 BUDGET	FY 2017 YEAR-TO-DATE	FY 2018 BUDGET	FY 2018 YEAR-TO-DATE	BUDGET REMAINING	% OF BUDGET
REVENUES						
Sales Tax	$ 345,972	$ 282,086	$ 350,000	$ 312,265	$ 37,735	89.22%
Other Income	200	290	350	512	(162)	146.30%
TOTAL REVENUES	**$ 346,172**	**$ 282,376**	**$ 350,350**	**$ 312,777**	**$ 37,573**	**89.28%**
EXPENDITURES						
Street Maintenance	$ 345,000	$ 259,864	$ 422,600	$ 252,194	$ 170,406	59.68%
TOTAL EXPENDITURES	**$ 345,000**	**$ 259,864**	**$ 422,600**	**$ 252,194**	**$ 170,406**	**59.68%**

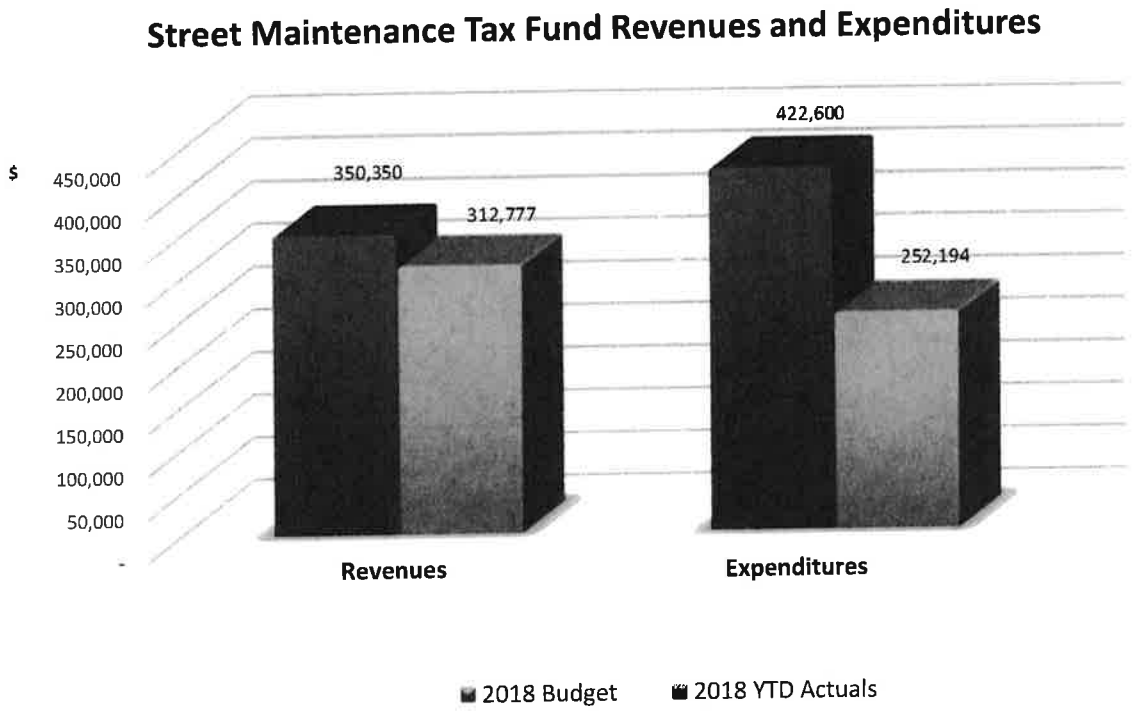

CITY OF SACHSE
HEALTH INSURANCE FUND SUMMARY
QUARTER ENDED 06/30/2018 - 75% OF YEAR COMPLETE (UNAUDITED)

	FY 2017 BUDGET	FY 2017 YEAR-TO-DATE	FY 2018 BUDGET	FY 2018 YEAR-TO-DATE	BUDGET REMAINING	% OF BUDGET
REVENUES						
Other Income	$ 150	$ (24)	$ 100	$ 591	$ (491)	591.25%
Transfers In - General Fund	1,114,896	831,111	1,082,574	811,931	270,644	75.00%
Transfers In - Utility Fund	89,353	67,015	90,749	68,062	22,687	75.00%
TOTAL REVENUES	**$ 1,204,399**	**$ 898,102**	**$ 1,173,423**	**$ 880,583**	**$ 292,840**	**75.04%**
EXPENDITURES						
Health Insurance	$ 957,498	$ 620,388	$ 1,026,426	$ 731,733	$ 294,693	71.29%
Dental Insurance	49,344	34,406	52,345	34,251	18,094	65.43%
H.R.A. Deductible Reimb.	79,032	36,132	79,032	58,626	20,406	74.18%
H.S.A. Contribution	18,000	14,435	28,013	25,030	2,983	89.35%
Life and LTD Insurance	24,471	21,624	26,772	17,221	9,551	64.33%
TOTAL EXPENDITURES	**$ 1,128,345**	**$ 726,985**	**$ 1,212,588**	**$ 866,862**	**$ 345,726**	**71.49%**

Health Insurance Fund Revenues and Expenditures

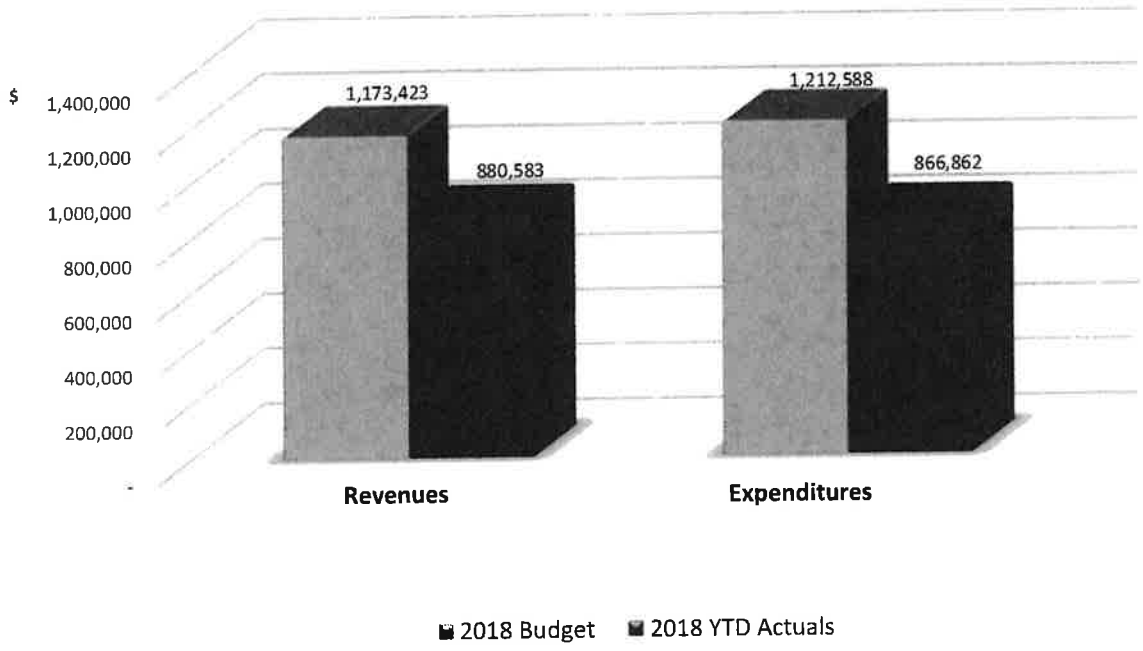

CITY OF SACHSE
CAPITAL PROJECT FUND SUMMARY*
QUARTER ENDED 06/30/2018 - 75% OF YEAR COMPLETE (UNAUDITED)

	PRIOR YEAR EXPENDITURES	FY 2018 YEAR-TO-DATE	PROJECT-TO-DATE
Capital Projects			
Comprehensive Plan	307,201	-	307,201
Maxwell Creek Road - Canyon Crest North	16,108	264,084	280,192
Lighting Projects	1,227,536	2,910	1,230,446
Merritt Rd Realignment	149,090	-	149,090
Miles Road Signals at Sachse High School	709,916	12,118	722,034
West Creek - Sachse Road to Timbercreek	-	83,660	83,660
Bryan Street Rehabilitation	-	216,274	216,274
Sachse Road Widening	691,969	95,400	787,369
P25 Radio Upgrade	690,358	18,231	708,589
HD Aerial - Fire Truck	-	1,186,886	1,186,886
	$ 3,792,177	$ 1,879,562	$ 5,671,739
Municipal Campus			
Municipal Campus Features	$ 5,256,736	$ 13,613	$ 5,270,349
Sachse Community Center	-	215,856	215,856
			-
	$ 5,256,736	$ 229,469	$ 5,486,205
TOTAL EXPENDITURES	**$ 9,048,913**	**$ 2,109,031**	**$ 11,157,944**

*Includes projects funded by 2006 Bond, Roadway Impact Fees, Community Development Block Grant, and Unobligated Capital Project Funds.

CITY OF SACHSE
UTILITY FUND - CAPITAL PROJECTS
QUARTER ENDED 06/30/2018 - 75% OF YEAR COMPLETE (UNAUDITED)

	FY 2017 BUDGET	FY 2017 YEAR-TO-DATE	FY 2018 BUDGET	FY 2018 YEAR-TO-DATE	BUDGET REMAINING	% OF BUDGET
EXPENDITURES						
Water Operations						
Land Acquisitions	$ -	$ 2,000	$ -	$ 518,154	$ (518,154)	0.00%
Water System CIP - Water Lines	212,500	51,048	230,400	359,778	(129,378)	156.15%
Water System CIP - Elevated Storage Tanks	1,750,000	-	2,000,000	336,636	1,663,364	16.83%
Water System CIP - Pumping Stations	25,000	-	75,000	-	75,000	0.00%
CIP - Drainage Improvements	-	78,020	-	6,436	(6,436)	0.00%
Water Operations Total	$ 1,987,500	$ 131,068	$ 2,305,400	$ 1,221,004	$ 1,084,396	52.96%
Sewer Operations						
Sewer System CIP - Sewer Lines	$ 207,100	$ 530,291	$ 9,000,000	$ 596,761	$ 8,403,239	0.00%
Sewer System CIP - Lift Stations	-	-	2,000,000	178,489	1,821,511	8.92%
Sewer System CIP - Force Mains	-	-	170,000	53,346	116,654	31.38%
Sewer System CIP - Miscellaneous	-	-	695,000	9,500	685,500	1.37%
Sewer Operations Total	207,100	530,291	11,865,000	838,096	11,026,904	7.06%
Meter Reading						
Water Meters	$ 303,668	$ 245,105	$ -	$ -	$ -	0.00%
Water CIP - Meters	-	-	2,256,377	2,057,354	199,023	91.18%
Water System CIP - Water Meters	77,477	44,992	60,252	4,347	55,905	7.21%
Meter Reading Total	381,145	290,097	2,316,629	2,061,701	254,928	89.00%
TOTAL EXPENDITURES	**$ 2,575,745**	**$ 951,456**	**$ 16,487,029**	**$ 4,120,801**	**$ 12,366,228**	**24.99%**

CITY OF SACHSE
SACHSE ECONOMIC DEVELOPMENT CORPORATION SUMMARY
QUARTER ENDED 06/30/2018 - 75% OF YEAR COMPLETE (UNAUDITED)

	FY 2017 BUDGET	FY 2017 YEAR-TO-DATE	FY 2018 BUDGET	FY 2018 YEAR-TO-DATE	BUDGET REMAINING	% OF BUDGET
REVENUES						
Sales Tax	$ 691,944	$ 563,975	$ 700,000	$ 624,312	$ 75,688	89.19%
Other Income	3,000	2,245	1,500	15,901	(14,401)	1060.07%
Other Financing Sources	-	502,845	-	-	-	0.00%
TOTAL REVENUES	**$ 694,944**	**$ 1,069,065**	**$ 701,500**	**$ 640,213**	**$ 61,287**	**91.26%**
EXPENDITURES						
Personnel	$ 136,531	$ 100,491	$ 246,905	$ 138,997	$ 107,908	56.30%
Supplies and Materials	30,660	21,097	31,160	19,289	11,871	61.90%
Maintenance and Repairs	300	546	300	567	(267)	189.07%
Contractual Services	214,100	70,380	158,135	102,754	55,381	64.98%
Local Business Grant Program	246,000	-	200,000	57,142	142,858	28.57%
Operating Transfer Out - GF	61,218	45,914	65,109	48,832	16,277	75.00%
TOTAL EXPENDITURES	**$ 688,809**	**$ 238,427**	**$ 701,609**	**$ 367,580**	**$ 334,029**	**52.39%**

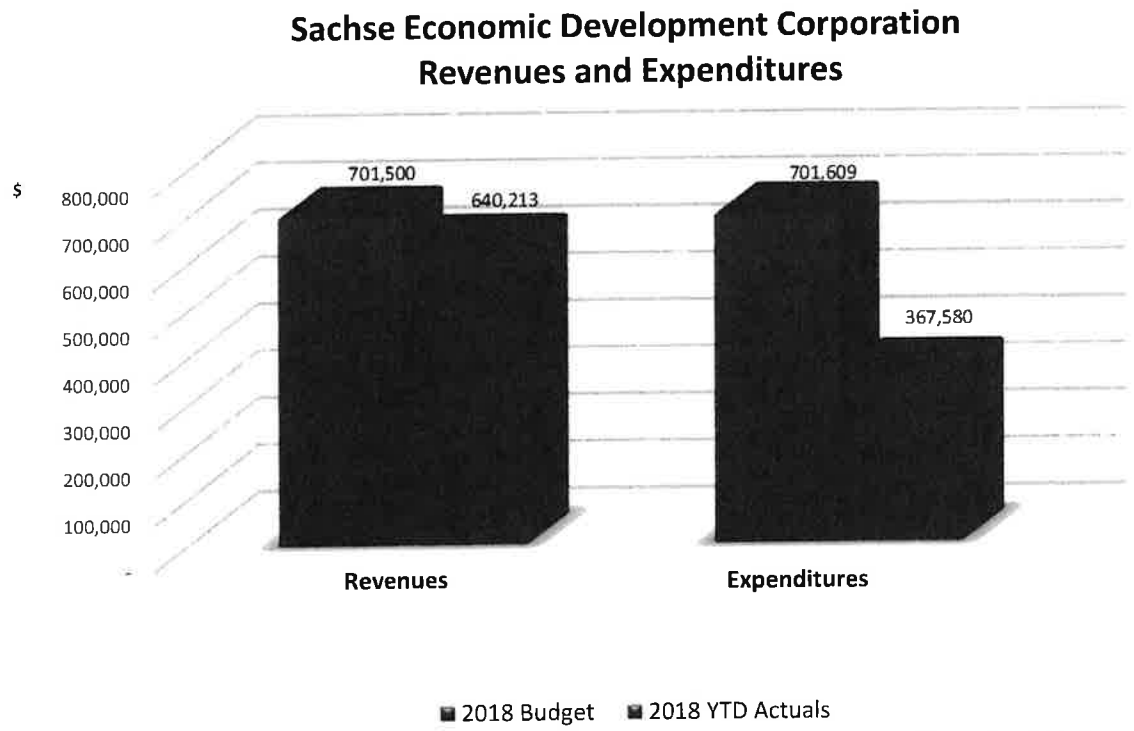

CITY OF SACHSE
MUNICIPAL DEVELOPMENT DISTRICT SUMMARY
QUARTER ENDED 06/30/2018 - 75% OF YEAR COMPLETE (UNAUDITED)

	FY 2017 BUDGET	FY 2017 YEAR-TO-DATE	FY 2018 BUDGET	FY 2018 YEAR-TO-DATE	BUDGET REMAINING	% OF BUDGET
REVENUES						
Sales Tax	$ -	$ -	$ -	$ 24,739	$ (24,739)	0.00%
Interest Income	-	-	-	-	-	0.00%
TOTAL REVENUES	**$ -**	**$ -**	**$ -**	**$ 24,739**	**$ (24,739)**	**0.00%**
EXPENDITURES						
Park Repairs and Maintenance	-	-	-	-	-	0.00%
Professional Services	-	-	-	-	-	0.00%
Park Improvements	-	-	-	-	-	0.00%
Building Renovations	-	-	-	-	-	0.00%
TOTAL EXPENDITURES	**$ -**	**$ -**	**$ -**	**$ -**	**$ -**	**0.00%**

Municipal Development District Revenues and Expenditures

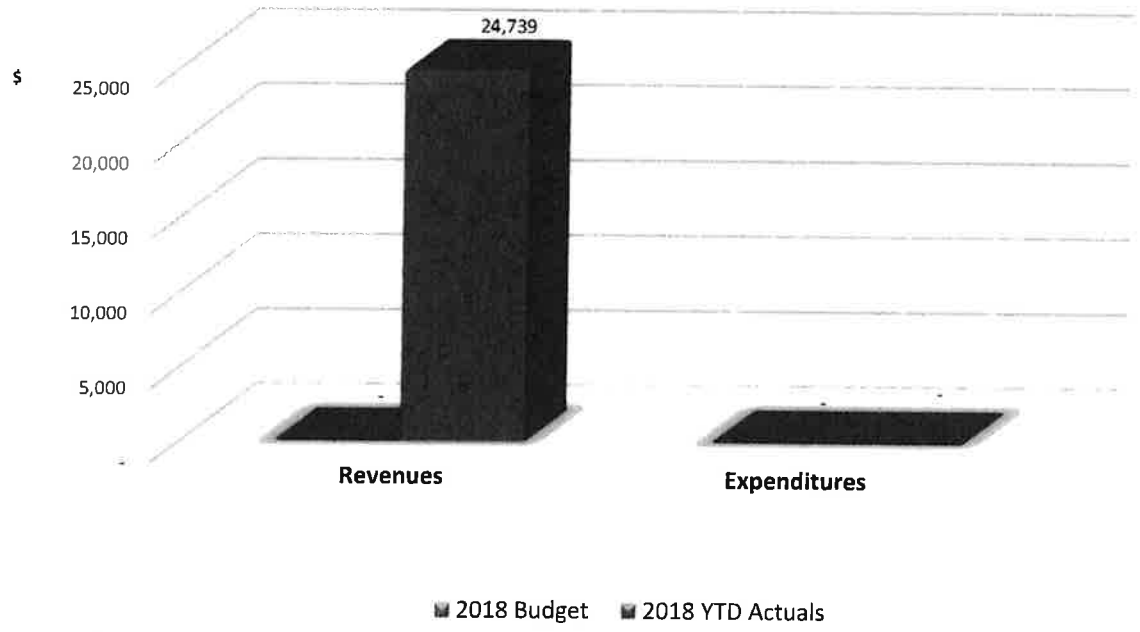

Sachse TEXAS

Agenda Item Details

Meeting	Sep 04, 2018 - Regular Combined Meeting
Category	8. Special Announcements
Subject	B. Receive recognition from the Texas Masonry Council.
Access	Public
Type	Recognition

Public Content

BACKGROUND
The Texas Masonry Council recently honored the City of Sachse with the 2018 Golden Trowel award (Municipal category) for its promotion of quality construction during the adoption of the architectural design standards ordinance.

OVERVIEW
Michelle Queen, Government Affairs Manager for the Texas Masonry Council, will present the 2018 Golden Trowel award to the City Council.

POLICY CONSIDERATIONS
There are no policy considerations affiliated with this item.

RECOMMENDATION
Receive recognition from the Texas Masonry Council.

Accommodation requests for persons with disabilities should be made at least 48 hours prior to the meeting by contacting Lauren Rose, ADA Coordinator, via phone at 972.429.4770, via email at lrose@cityofsachse.com, or by appointment at 3815 Sachse Road, Building B, Sachse, Texas 75048.

Sachse TEXAS

Agenda Item Details

Meeting	Sep 04, 2018 - Regular Combined Meeting
Category	10. Regular Agenda Items
Subject	A. Consider a Memorandum of Understanding (MOU) between the City of Sachse and the Wylie ISD for the 2018-2019 school year.
Access	Public
Type	Action, Discussion
Recommended Action	Approve a Memorandum of Understanding (MOU) between the City of Sachse and the Wylie ISD for the 2018-2019 school year.
Goals	Meet the public safety needs of a growing citizen, student, and business population.

Public Content

BACKGROUND
Currently, the Sachse Police Department provides calls for service response and directed patrols to two Wylie ISD elementary schools via daily patrol staff. Staff has been in negotiations with Wylie ISD regarding the provision of a dedicated school resource officer (SRO) to serve both Whitt and Cox elementary schools.

The Wylie ISD Board of Trustees approved funding to support shared costs related to a dedicated SRO to serve both Whitt and Cox elementary schools at its last board meeting on August 20, 2018.

OVERVIEW
Chief Sylvester will present an overview of the Memorandum of Understanding (MOU) and a timetable for selection and assignment of the SRO, should the City Council approve execution of the agreement.

POLICY CONSIDERATIONS
Staff proposes a one year term for the MOU.

RECOMMENDATION
Staff recommends the City Council authorize the City Manager to execute a Memorandum of Understanding with the Wylie Independent School District to provide School Resource Officer services to Whitt and Cox elementary schools.

Wylie ISD SRO Presentation.pdf (214 KB) WISD MOU.pdf (222 KB)

Accommodation requests for persons with disabilities should be made at least 48 hours prior to the meeting by contacting Lauren Rose, ADA Coordinator, via phone at 972.429.4770, via email at lrose@cityofsachse.com, or by appointment at 3815 Sachse Road, Building B, Sachse, Texas 75048.

Sachse Police Department
Wylie ISD SRO Program Proposal

Background

- In March 2018, staff approached Wylie ISD Superintendent Dr. Vinson and proposed adding an SRO to service Whitt and Cox Elementary schools.
  - We were later informed that Wylie ISD would not be able to support adding this service.
- In July 2018, staff initiated additional discussions with Wylie ISD who advised they would further consider sharing funding of an SRO position.
- Staff has formatted and negotiated an MOU for Council consideration and action.
- Wylie ISD presented the same proposal to Board of Trustees on August 20, 2018. (Approved)

MOU Provisions

- Proposes one SRO to serve at Cox & Whitt Elementary schools.
- WISD to pay for 50% of SRO salary/benefits during the school year. (approx. 9 months)
- WISD to pay for 50% of 4 crossing guards' salaries during the school year. (approx. 9 months)
- WISD to share training costs of $500 per SRO, with a maximum of $1,000.
- WISD to pay for 50% of overtime costs.
- WISD to pay for 50% cost of purchase and equipping new SRO vehicle up to $20,000.
- WISD to provide secure office space, computer access.
- Selection, command direction and day to day operations will be the responsibility of SPD.
- One year agreement. Staff proposes to renegotiate terms for 2019/2020 school year.

IMPACT

- Due to timing and finalization of proposal, staff proposes to utilize an existing police officer position for the Wylie ISD SRO assignment. Accomplished via an organizational structure change.
- City of Sachse funding for new SRO vehicle will be drawn from the department VERF fund.
- Any ancillary expenses for items such as training beyond scope of MOU, office supplies, etc. will be drawn from 2018/2019 budgeted funds or special funds such as the Child Safety Fund.

Next Steps

- Council consider authorizing execution of agreement.
- Selection & assignment of new SRO.
- Vehicle purchase and outfitting.

Questions

POLICE OFFICER
SACHSE
INTEGRITY
RESPECT
HONOR
EST
1845
POLICE

City of Sachse/Wylie ISD
Memorandum of Understanding
2018-2019 School Year

This Memorandum of Understanding (MOU) is being executed by the below listed entities:

Wylie ISD (WISD)
City of Sachse

Nothing in this MOU should be construed as limiting or impeding the basic spirit of cooperation, which exists between the participating entities listed above.

Chapter 791 of the Texas Government Code, as amended, provides authorization for units of local government to enter into interlocal cooperation agreements to perform governmental functions and services. This MOU shall serve as the interlocal cooperation agreement between the City of Sachse and WISD for the School Resource Officer Program.

I. TERM OF AGREEMENT

The term of the agreement shall be for a period of one year beginning August 20, 2018 and ending August 19, 2019.

Subject to the availability of funds by either party, this agreement may be renewed for subsequent fiscal years if the Wylie ISD provides the City of Sachse with written intent of their desire to renew no later than June 30 preceding the fiscal year, and if the City of Sachse provides the Wylie ISD with written acceptance. Renewals of this agreement shall be at the current actual costs for the officers.

II. PURPOSE

This MOU establishes and delineates the mission of the School Resource Officer Program, herein referred to as the SRO Program as a joint cooperative effort. Additionally, the MOU finalizes relationships between the participating entities in order to foster an efficient and cohesive program that will build a positive relationship between Police Officers and the youth of our community in addition to reducing crime committed by juveniles and young adults.

III. MISSION

The mission of the SRO Program is the reduction and prevention of school-related violence and crime committed by juveniles and young adults. This is accomplished by assigning City of Sachse Police Officers to school facilities on a permanent basis. The SRO Program accomplishes this mission by creating and maintaining safe, secure and orderly learning environments for students, teachers and staff. The SRO will establish a trusting channel of communication with students, parents and teachers. SROs will serve as a positive role model to instill in students good moral standards, good judgment and discretion, respect for other students, and a sincere concern for the school community. SROs will promote citizen awareness of the law to enable students to become better informed and effective citizens, while empowering students with the knowledge of law enforcement efforts and obligations regarding enforcement as well as

consequences for violations of the law. SROs will serve as a source of counseling for students and parents concerning problems they face as well as providing information on community resources available to them. Goals and objectives are designed to develop and enhance rapport between youth, police officers, and school administrators.

A. Goals of the SRO Program are:

1) Reduce incidents of school violence;
2) Reduction of criminal offenses committed by juveniles and young adults;
3) Establish rapport with the students;
4) Establish rapport with parents, faculty, staff, administrators and other adults;
5) Create and expand programs with vision and creativity to increase student participation which will benefit the students, the school district, police department and the community; and
6) Provide safety for students, faculty, staff and all persons involved with the school district.

IV. ORGANIZATIONAL STRUCTURE

A. Composition

The SRO Program will consist of full time City of Sachse Police Department Personnel that are certified Peace Officers for the State of Texas and meet all requirements as set forth by City of Sachse Police Department Rules and Regulations.

B. Supervision

The day-to-day operation and administrative control of the SRO Program will be the responsibility of the City of Sachse Police Department. Responsibility for the conduct of SRO personnel, both personally and professionally, shall remain with the City of Sachse Police Department. SROs report directly to the Sachse Police Chief.

V. PROCEDURES

A. Concept

The SRO Program shall utilize the SRO Triad concept as set forth by NASRO (National Association of School Resource Officers, which is attached hereto and incorporated herein by reference). The SRO Triad concept generally means that the officers assigned to the program are Law Enforcement Officers, counselors and teachers. SROs are first and foremost Law Enforcement Officers for the City of Sachse Police Department. SROs shall be responsible for carrying out all duties and responsibilities as a police officer and shall remain at all times under the control, through the chain of command of the City of Sachse Police Department. All acts of commission or omission shall conform to the guidelines of the City of Sachse Police Department General Orders Manual. SROs must realize that they are enforcement officers in regards to criminal matters only, SROs cannot enforce any "school or house rule". SROs are not school disciplinarians and should not assume this role. SROs report directly to the Police Chief in connection with teaching assignments and normal law enforcement duties. SROs will not involve themselves in administrative matters of the Wylie ISD, which are not criminal offenses. SROs are not formal counselors, and will not act as such, however, they are to be used as a resource to assist students, faculty, staff and all persons involved with the school district. SROs are to be used as teachers. SROs can teach a variety of subjects to students and staff ranging from alcohol and drug education to formalized academy classes. SROs use teaching to build rapport between the students and the staff.

B. Selection & Assignment

Selection and assignment of an SRO position will conform to the process designated by the Chief of Police and will include consultation with appropriate Wylie ISD officials.

The Chief of Police reserves the right to temporarily reassign the SRO to other duties due to a law enforcement necessity as determined by the Chief of Police.

C. Duties and Responsibilities

Basic responsibilities of the SRO will include but will not be limited to:

1. To enforce criminal law and protect the students, staff and public at large against criminal activity;
2. Provide information concerning questions about law enforcement topics to students and staff;
3. Provide classroom instruction on a variety of topics including, but not limited to, narcotics, safety, public relations, occupational training, leadership, and life skills;
4. Coordinate investigative procedures between police and school administrators;
5. Provide counseling on a limited basis to students, staff; and faculty;
6. Handle initial police reports of crimes committed on campus;
7. Take enforcement action on criminal matters when appropriate;
8. Wear an approved police uniform at all times or other apparel approved by the City of Sachse Police Department;
9. Attend school special events as needed; and
10. Prepare lesson plans as necessary for the instruction provided.

D. Enforcement

Although SROs have been placed in a formal educational environment, they are not relieved of the official duties as an enforcement officer. Decisions to intervene normally will be made when it is necessary to prevent any criminal act. Citations should be issued and arrests made when appropriate and in accordance with department policy and State Law.

The filing of Class-C offenses relating to minors (under 18 years of age) will be filed through the Sachse Police Department. The offenses will be documented and referred to the City of Sachse for review. In these cases, the SRO or responding officer will complete the Sachse Police Department Incident Report, the appropriate Probable Cause Affidavit and the Notice of Intent forms. The school principal is required to sign the Statement of School Official in Support of Probable Cause Affidavit form and return it to the SRO. Per Texas Education Code, these charges must be filed with the court and no arrest or citations may be issued.

The City of Sachse Police Department shall have the final authority in all criminal matters in which SROs become involved as directed by department policies and procedures as well as federal, state and local laws.

School administrators must realize that once the police arrive at the scene of an incident, they are in charge of that scene and will make the decisions they feel are appropriate.

VI. SCHOOL DISTRICT RESPONSIBILITIES

The Wylie ISD shall provide the SRO the following materials and facilities, which are deemed necessary to the performance of the SRO's duties:

A. Access to an air-conditioned and properly lighted private office, which shall contain a telephone to be used for general business purposes. All SRO offices will be keyed the same and only accessible by using an SRO key;
B. A location for files and records which can be properly locked and secured;
C. A desk with drawers, chair, work table, filing cabinet and office supplies;
D. Access to a computer and printer;
E. Access to and encourage classroom participation by the SROs;
F. The opportunity for SROs to address teachers and school administrators about the SRO program, goals and objectives;
G. Seek input from the SROs regarding criminal justice problems relating to students;
H. Provide SRO the opportunity to address teachers and school administrators about criminal justice problems relating to students during in-service workdays;
I. Computer access to student records at all campuses for investigative purposes. (In compliance with the Family Education Rights and Privacy Act - FERPA); and
J. Access to video surveillance systems at all campuses for investigative purposes.

School Resource Officers (SROs) will be provided access to the video surveillance system for all Wylie ISD campuses and Wylie ISD school buses that have video capability. This access will be given to the SRO on their office computer. SROs will have the ability to download video in order to create a computer file of an incident involving possible criminal activity. The SROs creating the computer file maintains the evidentiary chain of custody within the City of Sachse Police Department. This process also minimizes the need for a Wylie ISD employee to provide a written statement and testify in court as to the origin and validity of the video.

Access to the video surveillance system shall be solely for investigative and preventive purposes only. Once video of the incident is determined to contain evidentiary value, the portion of video that is necessary to capture the incident will be downloaded from the system and saved as a computer file, The computer file will be considered evidence and shall be handled in accordance with the City of Sachse Police Department policy and procedure. City of Sachse Police Officers shall respect the sensitive nature of student privacy and shall abide by all applicable confidentiality, privacy policies and applicable laws. Any unauthorized use of the Wylie ISD video surveillance system will be grounds for disciplinary action in accordance with the MOU between the Wylie ISD and the City of Sachse Police Department.

VII. CRISIS PLANNING

The Wylie ISD and the cities' police and fire departments will coordinate crisis planning and training. Each entity will be involved in updates and creation of new crisis plans. Consistency throughout the district should be adhered to.

Lockdown drills shall be included as part of the District's preparedness plan. The City of Sachse Police Department shall be included in the creation of lockdown procedures so that first responders are familiar with procedures. Lockdown procedures should be consistent throughout the district.

VIII. COST CONSIDERATIONS

The SRO program will be jointly funded by the City of Sachse Police Department and the Wylie ISD, for the SRO salary and vehicle cost during the school year. Funding for the SRO program to be provided from current revenues legally available to the paying party.

In consideration of the services provided herein, the Wylie ISD shall pay one half of the cost of the SROs salary during time in which the SRO is assigned to the school i.e. first day of school to last day of school and other approved District security request. Overtime for extracurricular activities, such as athletics and other after school events, will be paid at the officer's city overtime rate. The school district agrees to pay one half, (50%), of the cost of overtime, including benefits, for these occurrences. The City of Sachse and the Wylie ISD shall share trainings costs of $500 per SRO with a maximum of $1,000 per SRO. If either the City of Sachse or the Wylie ISD desire the SRO to receive training in excess of $1,000 (per SRO) per fiscal year, that entity which desires to send the SRO to additional training shall bare the entire cost. The Wylie ISD shall also pay 50% of the cost to purchase and equip an SRO vehicle, with Wylie ISD's contribution not to exceed $20,000. The entire cost for Wylie ISD shall not exceed the amount of $68,000 per year inclusive of shared vehicle cost, SRO and crossing guard salaries and benefits.

A. Crossing Guards

The Crossing Guard Division of the Police Department will be jointly funded by the City of Sachse and the Wylie ISD, for the Crossing Guard salary and necessary training during the school year. In consideration of the services provided herein, the Wylie ISD shall pay one half of the cost of the four (4) crossing guards' salary and benefits during the time in which the crossing guards are assigned to the campuses of Cox Elementary and Whitt Elementary from the first day of school to the last day of school.

City of Sachse SRO salary = $72,203 (50% = $36,101.50)
(4) Crossing guards' salaries= $22,440 (50% = $11,220)
(1) SRO vehicle = $40,000 (50% = $20,000)
(1) SRO training stipend = $1,000 (50% = $500)
TOTAL 2018-19 costs $135,643 (50% = $67,821.50)

IX. CHANGES TO THE MOU

Changes in the terms of this agreement must be made in writing and approved by the City of Sachse and the Wylie ISD.

X. PROBLEM RESOLUTION

Unforeseen difficulties will be resolved by negotiation between the Superintendent of the Wylie ISD and the City Manager of the City of Sachse or their designees. Agreed to in cooperation with the Wylie ISD and the City of Sachse.

Gina Nash City Manager City of Sachse	Date
David Vinson, Ph.D. Superintendent Wylie ISD	Date

Sachse TEXAS

Agenda Item Details

Meeting	Sep 04, 2018 - Regular Combined Meeting
Category	10. Regular Agenda Items
Subject	B. Consider an ordinance authorizing certain budget amendments pertaining to the fiscal year 2017-2018 budget.
Access	Public
Type	Action
Preferred Date	Sep 04, 2018
Absolute Date	Sep 17, 2018
Fiscal Impact	Yes
Dollar Amount	1,187,000.00
Budgeted	No
Budget Source	General Fund Balance, PEG Funds, Vehicle/Equipment Replacement Fund
Recommended Action	Approve an ordinance authorizing certain budget amendments pertaining to the fiscal year 2017-2018 budget.

Public Content

BACKGROUND

These budget amendments are to approve funding for four separate transactions related to the 2017-2018 budget. The specific line items and associated funding sources are shown below and listed by fund:

GENERAL FUND

- 01-020-55050 Transfers Out-Capital Projects Street Department $1,000,000 Funding
  Source: General Fund Balance
- 01-034-54021 Hardware and Software Upgrades IT $50,000 Funding
  Source: General Fund Balance

SPECIAL REVENUE FUNDS

- 05-010-54050 Tools and Equipment Over $5,000 City Manager $98,000 Funding
  Source: PEG Funds/Court Technology

VEHICLE/EQUIPMENT REPLACEMENT FUND

- 12-022-54000 Vehicles Police $40,000 Funding

Source: VERF (WISD Reimbursement)

These four transactions have been included in previous action or discussion items brought before City Council as shown in the accompanying presentation.

POLICY CONSIDERATIONS

The budget amendments are being considered on the basis of Generally Accepted Accounting Principles (GAAP) as it applies to budgeting for sources and uses of financial resources. Budget amendments which result in an increase in the overall appropriated expenses are required by City Charter.

RECOMMENDATION

Approve an ordinance authorizing certain budget amendments pertaining to the fiscal year 2017-2018 budget; and providing for an effective date.

Budget Amendments Presentation.pdf (463 KB)

Ordinance Amending 2017-2018 Budget.pdf (145 KB)

Accommodation requests for persons with disabilities should be made at least 48 hours prior to the meeting by contacting Lauren Rose, ADA Coordinator, via phone at 972.429.4770, via email at lrose@cityofsachse.com, or by appointment at 3815 Sachse Road, Building B, Sachse, Texas 75048.

2017-2018 BUDGET AMENDMENTS

CITY COUNCIL

SEPTEMBER 4, 2018

OVERVIEW

- GENERAL FUND
  - $1 million fund balance transfer to Capital Projects***
    - ***The details of this transfer will be discussed as a part of the CIP discussion in October
  - $50,000 for emergency IT expenditures

- SPECIAL REVENUE FUND
  - $98,000 Council Chambers audio/visual upgrades

- VEHICLE/EQUIPMENT REPLACEMENT FUND
  - $40,000 SRO Vehicle

GENERAL FUND BALANCE

FISCAL YEAR	UNRESERVED FUND BALANCE	PERCENT OF OPERATING EXPENSE
2014	5,568,904	54%
2015	6,546,528	53%
2016	7,723,757	51%
2017	8,829,452	59%
2018-estimated	8,155,370	48%
With transfer	7,155,370	42%
2019-estimated	7,234,772	41%

EMERGENCY IT EXPENSES

- Replace/Upgrade Firewall $25,000
- Protection/Monitoring Services $30,420
- Hardware-Meraki Switches $49,548
- Salary savings sufficient to cover all except $50,000

COUNCIL CHAMBERS A/V UPGRADES

- April 2, 2018
  - Visionality hardware and installation $77,118.13
  - Swagit hardware $36,697.50

- Original budget included $50,000, only $34,000 expended

SRO VEHICLE

- Purchase expected to be complete before 9/30/18
- Reimbursement from WISD will be applied to PD VERF

ORDINANCE NO. _____

AN ORDINANCE OF THE CITY COUNCIL OF SACHSE, TEXAS ("CITY"), AUTHORIZING CERTAIN BUDGET AMENDMENTS PERTAINING TO THE FISCAL YEAR 2017-2018 BUDGET; AND PROVIDING AN EFFECTIVE DATE.

WHEREAS, the City is required by the City Charter to approve budget amendments by ordinance and upon approval such amendments shall become an attachment to the original budget; and

WHEREAS, budget amendments have been prepared for certain appropriations and expenditures in the 2017-2018 Budget and submitted to the City council for approval and a true and correct copy is attached as Exhibit "A".

NOW, THEREFORE, BE IT ORDAINED BY THE CITY COUNCIL OF THE CITY OF SACHSE, TEXAS:

SECTION 1. Pursuant to the City Charter requirements of the City of Sachse, Texas, in the year 2017-2018, Budget Amendments attached as Exhibit "A" are hereby authorized and approved.

SECTION 2. This Ordinance shall take effect immediately from and after its passage as the law in such cases provides.

PASSED AND APPROVED by the City Council of the City of Sachse, Texas this the _____ day of _____, 2018.

APPROVED:

_____
Mike J. Felix
Mayor

DULY ENROLLED:

_____
Michelle Lewis Sirianni
City Secretary

APPROVED AS TO FORM:

_____
Peter G. Smith
City Attorney
(PGS/05-13-13/61122)

EXHIBIT "A"

General Fund:

Expenditures:

01-020-55050	**Transfers Out-Capital projects**	**Street**	**$1,000,000.00**
01-034-54021	**Hardware and Software Upgrades**	**IT**	**50,000.00**

Special Revenue Fund:

Expenditures:

05-010-54050	**Tools and Equipment over $5,000**		**$ 98,000.00**

Vehicle/Equipment Replacement Fund:

Expenditures:

12-022-54000	**Vehicles**	**Police**	**$ 40,000.00**

Sachse TEXAS

Agenda Item Details

Meeting	Sep 04, 2018 - Regular Combined Meeting
Category	10. Regular Agenda Items
Subject	C. Conduct a public hearing on the proposed fiscal year 2018-2019 budget.
Access	Public
Type	Discussion, Procedural
Goals	Be a model of financial stewardship through growth management, responsible investment, and financial transparency.

Public Content

BACKGROUND

The City Manager's 2018-2019 Proposed Budget for citywide programs and services was presented to City Council on August 6, 2018. Budget information was distributed for City Council review and consideration. The proposed budget has been posted on the City's website. A copy is also on file with the City Secretary and at the Sachse Public Library for public inspection.

This item is to allow public input regarding proposed revenues and expenditures for fiscal year 2018-2019. The proposed budget revenues and expenditures can be amended by City Council prior to adoption of the budget ordinance, which is scheduled for September 17, 2018.

POLICY CONSIDERATIONS

The budget document sets the financial and operational direction of the City for the next fiscal year.

RECOMMENDATION

Conduct a public hearing on the proposed fiscal year 2018-2019 budget.

2018-2019 Proposed Budget Presentation.pdf (594 KB)

2018-2019 Notice of Public Hearing on Budget.pdf (186 KB)

CIP Presentation.pdf (5,634 KB)

Accommodation requests for persons with disabilities should be made at least 48 hours prior to the meeting by contacting Lauren Rose, ADA Coordinator, via phone at 972.429.4770, via email at lrose@cityofsachse.com, or by appointment at 3815 Sachse Road, Building B, Sachse, Texas 75048.

NOTICE OF PUBLIC HEARING

CITY OF SACHSE

PROPOSED OPERATING BUDGET FISCAL YEAR 2018-2019

The City of Sachse will hold a Public Hearing on the proposed budget for the fiscal year 2018-2019 on **September 4, 2018 at 7:30 p.m.** immediately following the Public Hearing on the proposed tax rate for the 2018-2019 fiscal year, at Sachse City Hall, 3815-B Sachse Road, Sachse, Texas 75048.

This budget will raise more total property taxes than last year's budget by $776,121 or 5.35%, and of that amount, $579,247 is tax revenue to be raised from new property added to the tax roll this year.

The public is invited to attend and make comments. A copy of the proposed budget is on file with the City Secretary's Office located at 3815-B Sachse Road, Sachse, Texas 75048, and it is also available on the City of Sachse website www.cityofsachse.com.

CITY OF SACHSE 2018-2019 PROPOSED BUDGET

CITY COUNCIL

SEPTEMBER 4, 2018

GENERAL FUND ASSUMPTIONS

- ESTIMATED CERTIFIED VALUE $2.319 BILLION
- TAX RATE $0.525793/$100 **(-2 3/4 CENTS)**
- 99% COLLECTION RATE
- HEALTH INSURANCE FUND BALANCE USED TO OFFSET PREMIUM INCREASES
- CONSERVATIVE REVENUE PROJECTIONS-SALES TAX, FRANCHISE, PERMIT REVENUES

TRUTH IN TAXATION DATA

	2017-2018 BUDGET	2018-2019 BUDGET	Percent Change
Market Values	2,410,821,530	2,629,110,036	9.1%
Certified Values	2,098,437,526	2,319,237,828	10.5%
New Construction	103,038,639	80,588,734	-21.8%
Average SFR Taxable Value	239,838	261,965	9.2%
Effective Tax Rate	0.697471	0.705010	1.1%
Rollback Rate	0.752135	0.773924	2.9%
Proposed Rate	0.747279	0.720000	-3.7%
1 cent/tax rate	209,844	231,924	10.5%

GENERAL FUND REVENUE

CATEGORY	2017-2018 ADOPTED BUDGET	2018-2019 PROPOSED	CHANGE
Property Taxes	11,107,591	12,001,803	894,212
Sales Tax	1,434,000	1,508,000	74,000
Franchise	1,694,233	1,710,775	16,542
Licenses/Permits	615,500	566,500	-49,000
Fees	676,000	709,600	33,600
Court Fines	250,000	250,000	-
Interest	25,000	50,000	25,000
Allocated Overhead	1,078,989	1,182,205	103,216
Other Revenue	281,118	326,618	45,500
TOTAL	$17,162,431	$18,323,501	$1,161,070

DEPARTMENTAL SUMMARY

DEPARTMENT	2017-2018 ADOPTED BUDGET	2018-2019 PROPOSED BUDGET	CHANGE
City Manager	409,060	426,258	17,198
City Secretary	166,672	193,198	26,526
Human Resources	361,047	374,546	13,499
Finance	546,930	592,461	45,531
Municipal Court	245,179	236,104	-9,075
Parks	1,160,984	1,224,007	63,023
Senior Center	151,626	167,466	15,840
Library	470,203	468,323	-1,880
Development Services	879,108	908,890	29,782

DEPARTMENTAL SUMMARY

DEPARTMENT	2017-2018 ADOPTED BUDGET	2018-2019 PROPOSED BUDGET	CHANGE
Streets	1,479,286	1,533,077	53,791
Facilities Maintenance	539,325	522,749	-16,576
Police	5,123,381	5,238,314	114,933
Animal Services	220,972	232,199	11,227
Fire/EMS	4,047,667	4,254,812	207,145
Combined Services	389,672	390,630	958
Engineering	241,594	272,381	30,787
Information Technology	428,270	753,684	325,414
TOTAL	$16,860,976	$17,789,099	$928,123

GENERAL FUND SUMMARY

CATEGORY	2017-2018 ADOPTED BUDGET	2018-2019 PROPOSED BUDGET	CHANGE
Revenue	17,162,431	18,323,501	1,161,070
Operating Expenses	16,860,976	17,789,099	938,123
Surplus	301,455	534,402	232,947
Capital Expenses	965,000	455,000	-510,000
Available	$-663,545	$79,402	

UTILITY FUND ASSUMPTIONS

- Water/Sewer Rates effective 10/1/2018, as adopted in 2014
- North Texas wholesale rates increase by 5%
- Garland sewer treatment rates increase by 4.4%
- Meter Services department eliminated
  - Personnel allocated between Water Operations and Sewer Operations
  - Supplies and Capital moved to Water Operations

Items in Red have changed from 8/6 presentation

UTILITY FUND REVENUE

CATEGORY	2017-2018 ADOPTED BUDGET	2018-2019 PROPOSED BUDGET	CHANGE
Water Revenue	6,204,912	6,421,324	216,412
Sewer Revenue	4,565,736	4,768,010	202,274
Drainage Revenue	-	204,000	204,000
Fees	158,500	159,500	1,000
Interest	10,000	100,000	90,000
TOTAL	$10,939,148	$11,652,834	$713,686

Items in Red have changed from 8/6 presentation

DEPARTMENTAL SUMMARY

DEPARTMENT	2017-2018 ADOPTED BUDGET	2018-2019 PROPOSED BUDGET	CHANGE
Utility Administration	350,365	428,484	78,119
Water Operations	5,489,628	6,286,946	797,319
Sewer Operations	3,682,032	3,902,224	220,192
Meter Services	140,416	-	-140,416
Drainage	-	200,000	200,000
TOTAL	$9,662,441	$10,817,654	$1,155,213

Items in Red have changed from 8/6 presentation

UTILITY FUND SUMMARY

CATEGORY	2017-2018 ADOPTED BUDGET	2018-2019 PROPOSED BUDGET	CHANGE
Revenue	10,939,148	11,652,834	713,686
Operating Expenses	9,662,441	10,817,654	1,155,213
Available	$1,276,707	$835,180	-$441,527

GENERAL FUND SUPPLEMENTAL

DEPARTMENT	DESCRIPTION	REQUESTED	RECOMMENDED
Combined	Compensation Proposal	337,480	336,853
Park	Reclassify Recreation Aide to Recreation Specialist	13,754	13,754
Park	Part-Time Recreation Aide (partial year)	9,491	9,491
Park	Special Events Coordinator	83,070	-
Development Svcs	Permitting Software	49,640	-
Police	Dispatcher	72,315	72,315
Police	In-Car Camera Systems – 2	10,400	10,400
Police	Body Cameras – 3	2,200	2,200

GENERAL FUND SUPPLEMENTAL

DEPARTMENT	DESCRIPTION	REQUESTED	RECOMMENDED
Police	Traffic Radar	3,600	3,600
Fire	Fire Rescue Specialist	88,660	88,660
Fire	Physio Control Lifepak	39,751	39,751
IT	IT Network, Backup and Cybersecurity Upgrades	200,000	175,000
TOTAL		$910,361	$752,024

UTILITY FUND SUPPLEMENTAL

DEPARTMENT	DESCRIPTION	REQUESTED	RECOMMENDED
Combined	Compensation Proposal	17,472	17,472
Utility Admin	Rate Study	40,000	40,000
Water Operations	John Deere Compact Excavator	50,000	50,000
Water Operations	Public Works Pump Station On-site Generator	200,000	200,000
Water Operations	Maxwell Creek Pump Station On-site Generator	85,000	85,000
Sewer Operations	2019 Chevrolet Silverado 4X2 Crew Cab 3500 HD	45,000	45,000
Sewer Operations	Sachse Farms Lift Station On-site Generator	30,000	30,000
TOTAL		$467,472	$467,472

CAPITAL BUDGET

FUNDING SOURCE

FUNDING SOURCE	AMOUNT
General Fund	640,000
Utility Fund	365,000
Roadway Impact Fees	750,000
Street Maintenance Sales Tax	388,000
Water Impact Fees	30,000
Drainage Revenues	250,000
Municipal Development District Sales Tax	455,000
TOTAL	$2,878,000

CAPITAL PROJECTS

CATEGORY	PROJECT	FUNDING SOURCE	AMOUNT
Street	Pleasant Valley Road Preliminary Engineering	Roadway Impact Fees	250,000
Street	Ingram/DeWitt Intersection Improvements	Roadway Impact Fees	250,000
Street	Sachse Rd Widening-Muddy Creek Bridge	Roadway Impact Fees	250,000
Street	Sachse Rd Maintenance SH 78 to 5th Street	General Operating	75,000
Street	Sachse Rd Maintenance Pinnacle Oaks to City Limit	SMT	100,000
Street	Pecan Grove	SMT	88,000
Street	Sable Lane	SMT	200,000
Street	Sachse South Estates Rehabilitation	General	455,000
Street	Concrete Panel Replacement-various	General	110,000

CAPITAL PROJECTS

CATEGORY	PROJECT	FUNDING SOURCE	AMOUNT
Water	12 inch main Pleasant Valley Road Eastview to Ben	Water Impact Fees	30,000
Water	Maxwell Creek Pump Station Rehabilitation	Utility Fund	235,000
Water	8 inch main 3rd Street SH 78 to Ingram	Utility Fund	40,000
Water	8 inch main Cartwright 3rd Street to Big Valley	Utility Fund	40,000
Sewer	Anthony Lane Sewer Williford to Bailey	Utility Fund	50,000
Drainage	Vicksburg Drainage Easement	Drainage Fund	100,000
Drainage	Williford/Anthony Creek	Drainage Fund	50,000
Drainage	6201 & 6201 Anthony Drainage Easement	Drainage Fund	50,000

CAPITAL PROJECTS

CATEGORY	PROJECT	FUNDING SOURCE	AMOUNT
Drainage	Floyd Street Drainage	Drainage Fund	20,000
Drainage	SCS Pond Erosion Protection	Drainage Fund	30,000
Parks	Improvements	MDD	315,000
Parks	Rehabilitation	MDD	140,000
TOTAL			$2,878,000

SUMMARY

GENERAL FUND BALANCE

FISCAL YEAR	UNRESERVED FUND BALANCE	PERCENT OF OPERATING EXPENSE
2011	3,194,885	30%
2012	3,490,845	34%
2013	4,631,243	41%
2014	5,568,904	54%
2015	6,546,528	53%
2016	7,723,757	51%
2017	8,829,452	59%
2018-estimated	7,155,370	42%
2019-estimated	7,234,772	41%

GENERAL FUND SUMMARY

CATEGORY	2018-2019 PROPOSED BUDGET
Revenue	18,323,501
Operating Budget (includes Supplemental Requests)	17,789,099
Operating Margin	534,402
Capital Budget Funding	455,000
Surplus	79,402

UTILITY FUND SUMMARY

CATEGORY	2018-2019 PROPOSED BUDGET
Revenue	11,652,834
Operating Budget (includes Supplemental Requests)	10,817,653
Operating Margin	835,180
Capital Budget Funding	365,000
Surplus (-Deficit)	470,180

Items in Red have changed from 8/6 presentation

FY 2018-2019 Capital Improvement Plan

CITY COUNCIL

SEPTEMBER 4, 2018

Overview

- FY 2017-2018 Completed Projects
- FY 2017-2018 Active Projects
- Proposed Capital Projects for FY 2018-2019
  - Streets
  - Water
  - Sanitary Sewer
  - Drainage
  - Parks & Trails
- Next Steps

FY 2017-2018 Completed Projects

- Streets
  - Bryan Street Maintenance
  - Westcreek Lane Maintenance
  - Ben Road Maintenance
  - Pleasant Valley Place & Longbranch Court Street Maintenance
  - Parkview Drive Maintenance
  - Ranch Road/Harland Drive turn lane
- Drainage
  - Creek behind 5108 Brookhollow Drive
- Utilities
  - Bunker Hill Sanitary Sewer Expansion
  - Pleasant Valley Place & Longbranch Court Water Rehab
  - Kellie Street & Leasa Court Sewer Rehab

FY 2017-2018 Active Projects

- Streets
  - Sachse Road & 5th Street Widening (out for bid)
  - Maxwell Creek Road Widening (under construction)
  - Merritt Road widening (pre-design phase - Regional/State/Fed coordination)
- Utilities
  - Southeast Water Tower (under construction)
  - Southeast Sewer Expansion (preparing for bid)
  - Sachse Farms Lift Station Replacement (under construction)
- Drainage
  - 4602 Lee Hutson Drive (construction scheduled)
  - Creek maintenance – Williford/Anthony (design complete, construction pending)
  - Creek maintenance – Ingram/Dewitt (design complete, construction pending)
  - Creek maintenance – Sable Lane (design complete, construction pending)

Proposed Capital Projects for FY 2018-2019

- Street
- Water
- Sanitary Sewer
- Drainage
- Parks
- Trails

FY 2018-2019 Street Expansion Projects

- Sachse Road – Country Club Drive to Muddy Creek Bridge (Preliminary Engineering)
  - Cost: $1,000,000 (City share is $250,000)
  - Funding Source: Roadway Impact Fees
  - Notes: Dallas County match ($500k), City of Wylie match ($250k). Construction estimated to cost $12,000,000
- Sachse Road – Merritt to Country Club Drive
  - Cost: $6,000,000
  - Funding Source: TBD (Dallas County Match)
  - Notes: Project not yet funded
- Sachse Road – Miles Road to Merritt Road
  - Cost: $12,000,000
  - Funding Source: TBD (Dallas County Match)
  - Notes: Project not yet funded

FY 2018-2019 Street Expansion Projects

- Sachse Road Phases

PHASE 1
PHASE 2
PHASE 3
PHASE 4
Willford Rd
Bailey Rd
Anthony Ln
Wallard Ln
Laurel Crest Ln
Meadowcrest Ln
Lake View Ln
Hillshire Ln
Hillview Ln
Chateau Dr
Clubhouse Dr
Country Club Dr
Aspen Estates Dr
Hickory Estates
Parkwood Dr
Texas Dr
Mohan Dr
Greenside Dr
Scott Dr
Creek Hollow
Welch Ln
Lance
Billingsley St
Boone St
Alexander St
6th St
7th St
Bryan St
Miles Rd
Parkside Blvd
Cooper Rd
Sachse Rd
Sample Ln
Coral Ln
Parkview Dr
Industrial St
Lenas Ct
Hillcrest Dr
Hillwood Dr
Vista Hill
Fairway Ln
Fairway Dr
Fairway Ct
Fairway Cir
Fairway Crest Ln
Fairway Estates Dr
Falcon Ridge Dr
Falcon Ridge Ln
Falcon Ridge Estates Dr
Falcon Ridge Estates Ln
Falcon Ridge Estates Cir
Falcon Ridge Estates Ct
Falcon Ridge Estates Pl
Falcon Ridge Estates Sq
Falcon Ridge Estates Tr
Falcon Ridge Estates Wy
Falcon Ridge Estates Way
Falcon Ridge Estates Blvd
Falcon Ridge Estates Rd
Falcon Ridge Estates St
Falcon Ridge Estates Ln
Falcon Ridge Estates Dr

FY 2018-2019 Street Expansion Projects

- Pleasant Valley Road (Preliminary Engineering)
  - Cost: $1,000,000 (City share $300k)
  - Funding Source: Roadway Impact Fees ($250,000 in FY18-19)
  - Notes: Dallas County Match ($500k), Wylie Match ($200k)
- Ingram/Dewitt Intersection Improvements
  - Cost: $500,000
  - Funding Source: Roadway Impact Fees ($250,000 in FY18-19), General Fund ($250,000 in FY17-18)
  - Notes: Consultant preparing design options (traffic signal, etc.)
- Blackburn/Ingram Widening
  - Cost: $5,000,000
  - Funding Source: TBD
  - Notes: Funding not yet identified

FY 2018-2019 Street Expansion Projects

- Ben Davis Road (From New Ben Davis to Bunker Hill)
  - Cost: $250,000
  - Funding Source: Roadway Impact Fees from adjacent developments (Glen Carr, Serene Townhomes)
  - Notes: Project will commence once townhome project impact fees are received
- Sachse Road (SH 78 to 5th Street)
  - Cost: TBD
  - Funding Source: TBD
  - Notes: In-house design by staff with some consultant assistance (FY17-18 provided funding for design/survey). Project likely to be built in concert with development of Old Town.
- Westcreek (Sachse Road to end of asphalt portion)
  - Cost: TBD
  - Funding Source: TBD
  - Notes: In-house design by staff with some consultant assistance (FY17-18 provided funding for design/survey)

Street Maintenance Methodology

- Identify the lowest scoring streets which have feasible budgets to be improved with Street Maintenance Tax Funds
- Utilize County participation to rehabilitate major roadways
- Utilize Street Department staff to complete smaller, manageable panel replacement project on streets where it will have the biggest impact
- Utilize private construction companies to handle larger projects
- Focus on raising streets to a PASER rating of 7+

Project #	Street Name	Intersections	Replacement Type	Comments	PASER Rating
C13	Brookview Court Alley	N/A	Panel	Structural failure and drainage problems - CDBG eligible	2
C118	Peachtree Lane	Timber Creek to Cedar Creek	Panel	Longitudinal/transverse/alligator cracking, structural failure, old patching, scaling & spalling	2
C144	Williams Street	Bryan Street to Jewell Street	Panel	Longitudinal cracking, transverse cracking, potholes old patching and scaling	2
C20	William Street	Jewel St. to Bryan St.	Panel	Moderate to severe cracking, extensive asphalt patching failing	3
C32	Herring Circle	Ingram to Ingram	Panel	Moderate scaling and spalling, moderate cracking, settlement of panels	3
C66	Seventh Street	Bryan St to Lillie	Panel	Significant spalling and cracking, asphalt patching is failing	3
C67	Seventh Street	Lillie to Salmon	Panel	Significant spalling and cracking, asphalt patching is failing	3
C78	Briarcrest Lane	Hunters Ridge Drive to Miles Road	Panel	Longitudinal and transverse cracking, raveling, scaling, & spalling	3
C79	Rustic Ridge Court	Hunters Ridge to Emerson Way	Panel	Longitudinal and transverse cracking along with old patching and spalling	3
C80	Emerson Way	Gatewood to Rustic Ridge	Panel	Cracking, old patching, scaling, and spalling	3
C81	Gatewood Court	Camden to Emerson Way	Panel	Longitudinal, traverse, alligator cracking, raveling, scaling and spalling	3
C116	Orchard Drive	Timbercreek Circle to Cedar Creek Lane	Panel	Longitudinal/transverse cracking, alligator cracking, structural failure, old patching & spalling	3
C117	Orchard Drive	Sachse Road to Timber Creek Circle	Panel	Longitudinal cracking, transverse cracking, raveling, alligator, old patching, scaling, & spalling	3
C119	Peachtree Lane	Sachse Road to Timber Creek Circle	Panel	Longitudinal cracking, transverse cracking, raveling, alligator cracking, potholes & spalling	3
C4	Annapolis Court	at Potomac Drive	Panel	Cracking and spalling, crack seal patching failing	4
C8	Highridge Drive	Ben Davis to Ridgeview	Panel	Structural cracking, dropped panels holding water	4
C14	Brookhollow Drive	Alexander to Brookview	Panel	Significant spalling, minor cracking, failing asphalt repairs	4
C15	Brookview Drive	Brookhollow to Brookview Ct.	Panel	Failing asphalt patching, spalling and cracking, structural failure in some areas	4
C17	Park Lake Blvd.	Sachse Road to Brookglen Dr.	Panel	Failing asphalt patching, spalling and cracking, structural failure in some areas	4
C18	Alexander St.	Sachse Road to Brookhollow Dr.	Panel	Moderate to severe cracking, asphalt patching failing	4
C19	Salmon Street	3407 Salmon to Jewel St.	Panel	Moderate to severe cracking, asphalt patching failing	4
C21	7th Street	Boone Street to Salmon Street	Panel	Moderate to severe cracking, asphalt patching failing	4
C22	Lillie Street	From 3714 to 32810 Lillie Street	Panel	Severe scaling and polishing, some cracking and failing asphalt patching	4
C24	Leasa Ct.	Kellie St. to Tina St.	Panel	Major scaling and spalling, some cracking and failing asphalt patching	4
C25	Angie Pl.	Leasa to end of cul-de-sac	Panel	Longitudinal cracking from 3125 to end, transverse cracking, significant spalling	4
C26	Miles Road	NB lanes near Sachse HS	Panel	Severe cracking and panel settlement	4
C28	5th Street/Dewitt Rd	NB lanes north of Ingram	Panel	Severe cracking and panel settlement	4
C30	Southridge Drive	Ben Davis to Granite	Panel	Severe cracking and panel settlement	4
C33	Sachse Street	6th St to End	Panel	Moderate to severe cracking, asphalt patching failing	4
C38	Lance Lane	Dewitt to Scott Dr	Panel	Moderate to severe cracking	4
C50	Parkview Drive	Coral to Williford	Panel	Moderate to severe cracking, asphalt patching failing	4
C57	Widgeon Court	Teal Court to End	Panel	Moderate to severe cracking, severe heaving in the subgrade	4
C63	Missouri Street	Abbie St to Bryan St	Panel	Moderate cracking, panel settlement, asphalt patching failing	4
C64	Clinton Street	Arizona St to Missouri St	Panel	Moderate cracking, panel settlement, asphalt patching failing	4
C65	James Street	Arizona St to Missouri St	Panel	Moderate cracking, panel settlement, asphalt patching failing	4
C68	Jewel Street	Salmon Street East to 7th St	Panel	Moderate cracking, panel settlement, asphalt patching failing	4
C69	Sixth Street	7th St to Salmon	Panel	Moderate cracking, panel settlement, and scaling	4
C70	Salmon Street	Sachse Rd to Jewel	Panel	Moderate to severe cracking, moderate panel settlemen, asphalt patching failing	4
C71	Jewel Street	Salmon Street West to 7th St	Panel	Moderate cracking, panel settlement, asphalt patching failing	4
C84	Haverhill Lane	Hunters Ridge to Harvest Lane	Panel	Longitudinal, transverse and alligator cracking, old patching, scaling and spalling	4
C133	Lee Hutson	Pennington Drive to End	Panel	Transverse cracking, longitudinal cracking, potholes, old patching & heaving	4
C140	Shepherds Glen Drive	Rebecca Drive to SH 78	Panel	Longitudinal cracking, transverse cracking, potholes & heaving	4

Project #	Street Name	Intersections	Replacement Type	Comments	PASER Rating
A51	Ben Davis Road	New Ben Davis ot Bunker Hill	Full Depth	Longitudinal, transverse, alligator cracking, raveling, potholes, structural failure, old patching	1
A7	West Creek	Sachse Road to Timber Creek	Full Depth	Alligator cracking and severe rutting	2
A10	Dewitt Street	Ponderosa Tr. To 3rd St.	Full Depth	Alligator cracking and severe rutting	2
A14	Pecan Grove Dr.	Murphy Road to End	Full Depth	Alligator cracking and severe rutting	2
A15	Hilltop Tr. & Meadow Ln.	Murphy Rd. to Blackburn Rd.	Full Depth	Alligator cracking and severe rutting	2
A39	Sachse Street	4th to 5th	Full Depth	Alligator cracking and severe rutting - in 2018, resident did not want it repaved	2
A42	Sable Lane	Williford to SH 78	Full Depth	Alligator cracking and severe rutting	2
A2	Bailey Road	Hooper to Sachse Road	Full Depth	Moderate rutting, patches in poor condition, moderate cracking	2
A4	Sachse Road	SH 78 to 5th Street	Full Depth	Moderate rutting and cracking, several deeper ruts	3
A5	Sachse Road	Public Works to City Limit	Full Depth	Alligator cracking and low to moderate rutting	3
A16	Anthony Ln.	Williford Rd. to Bailey Rd.	Full Depth	Alligator cracking and low to moderate rutting	3
A20	Vicksburg Drive	Ben Davis to Jefferson	Full Depth	Moderate rutting, patches in poor condition, moderate alligator cracking	3
A23	Greensboro Drive	Vicksburg to Cornwall	Full Depth	Moderate rutting, patches in poor condition, moderate cracking	3
A24	Dixie Circle	Cornwall to End	Full Depth	Moderate rutting, patches in poor condition, moderate cracking	3
A31	Ben Davis Road	DeWitt to Vicksburg	Full Depth	Moderate rutting, patches in poor condition, moderate alligator cracking	3
A34	3rd Street	Blackburn to McDearmon	Full Depth	Moderate rutting, patches in poor condition, moderate alligator cracking	3
A35	3rd Street	McDearmon to DeWitt	Full Depth	Moderate rutting, patches in poor condition, moderate alligator cracking	3
A36	3rd Street	DeWitt to SH 78	Full Depth	Moderate rutting, patches in poor condition, moderate alligator cracking	3
A38	Fourth Street	Floyd to DeWitt	Full Depth	Moderate cracking, patches in poor condition, moderate rutting	3
A40	DeWitt Road	5th to 3rd	Full Depth	Moderate cracking, patches in poor condition, moderate rutting	3
A41	Coral Lane	Sable to Williford	Full Depth	Moderate rutting, patches in poor condition, moderate alligator cracking	3
A43	Merritt Road	Sachse Road to Hudson Drive	Full Depth	Longitudinal cracking, rutting and old patching	3
A45	Eastview Drive	Pleasant Valley Road to End	Full Depth	Alligator cracking with partial rutting up to 3". Some patching in good condition, others failing	3
A53	Billingsley Street	SH78 to 7th St	Full Depth	Longitudinal, transverse, alligator cracking, raveling, potholes, structural failure, old patching	3
A29	McDearmon Street	DeWitt to 3rd	Full Depth	Moderate cracking, patches in poor condition, moderate rutting	4
A37	Floyd Street	4th to 5th	Full Depth	Moderate cracking, patches in poor condition, moderate rutting	4
A47	Willow Creek Court	Westcreek to End	Full Depth	Longitudinal cracks, transverse cracking, raveling and alligator cracking & old patching	4

FY 2018-2019 Street Maintenance Projects

- Sachse Road Maintenance (SH 78 to 5th Street)
  - PASER Rating: 1
  - Cost: $150,000 (City - $75,000)
  - Funding Source: Dallas County Match, Street Maintenance Line Item
  - Notes: Project approved by Dallas County, construction to begin in October
- Sachse Road Maintenance (Pinnacle Oaks to City Limit)
  - PASER Rating: 2
  - Cost: $200,000 (City - $100,000)
  - Funding Source: Dallas County Match, Street Maintenance Tax
  - Notes: Project approved by Dallas County, construction to begin in October

FY 2018-2019 Street Maintenance Projects

- Pecan Grove
  - PASER Rating: 2
  - Cost: $88,000
  - Funding Source: Street Maintenance Tax
  - Notes: Full depth asphalt replacement
- Sable Lane
  - PASER Rating: 2
  - Cost: $200,000
  - Funding Source: Street Maintenance Tax
  - Notes: Full Depth Asphalt Replacement

Street Department Maintenance Projects

- In FY 2018-19, the Street Department staff will be making targeted concrete panel replacement on the following streets, to raise the PASER rating up to a 7 (or better):
  - Clinton Street
  - James Street
  - Arizona Street
  - Missouri Street
  - Herring Circle
  - Briarcrest Lane
- These streets have specific areas of localized pavement failure that are not widespread. Targeted panel replacement of these streets will extend the life of the street in the most efficient manner.

Supplemental Street Maintenance Options

- Additional Street Maintenance Projects to be considered as a supplemental
- Neighborhood specific – targeting older neighborhoods with lower PASER Ratings
- Proposed improvements would bring neighborhood up to/above PASER rating of 7

Supplemental Street Maintenance Project #1

- Salmon Estates Rehabilitation – Estimate: $375,000
  - William Street – PASER 3, $100k
  - Jewel Street – PASER 4, $75k
  - Salmon Street – PASER 4, $50k
  - Lillie Street – PASER 4, $50k
  - 7th Street – PASER 4, $100k

Supplemental Street Maintenance Project #2

- Peachtree & Park Lake Estates Rehabilitation – Estimate: $275,000
  - Peachtree Lane – PASER 3, Cost: $80k
  - Orchard Drive – PASER 3, Cost: $145k
  - Park Lake Drive – PASER 4, Cost: $35k
  - Blossom Drive – PASER 5, Cost: $15k

Supplemental Street Maintenance Project #3

- Sachse South Estates Rehabilitation - $455,000
  - Vicksburg Drive – PASER 3 - $205,000
  - Greensboro Drive – PASER 3 - $80,000
  - Dixie Circle – PASER 3 - $30,000
  - North ½ of Cornwall Lane - $70,000 (South ½ paved in 2016-17)
  - North ½ of Jefferson Drive - $70,000 (South ½ paved in 2016-17)

FY 2018-2019 Water & Sanitary Sewer Expansion Projects

- The City has taken on the major water and sewer expansion projects over the past 18 months, with the key projects being under construction, or nearing construction.
- The following capital utility projects will be development driven, and the City will partner with developers to complete them as development occurs:
  - 10" sewer main from South PGBT to North PGBT (location depending upon development)
  - 8" sewer mains in PGBT district (various locations)
  - SH 78 water main expansion (various locations)
- These smaller projects will connect into the major systems that the City has already funded, to facilitate connections to new development as it occurs.
- Funding for these projects will be a combination of private funds, impact fees, and Utility Fund monies.

FY 2018-2019 Water & Sanitary Sewer Expansion Projects

- The following capital utility projects are increasing main sizes in several areas of the City, to improve system capacity:
  - 12-inch water main in Pleasant Valley Road (Eastview to Ben Road)
    - Estimated cost: $250,000
    - Funding Source: Utility Fund/Impact Fees
    - Survey & design to begin in FY18-19 ($30,000), construction in FY 19-20
  - 12-inch water main from Estates of Pleasant Valley to Public Works Water Tower
    - Estimated cost: $175,000
    - Funding Source: Developer/Utility Fund/Impact Fees
    - Design to commence with any development of the property north of the Estates of Pleasant Valley
- These smaller projects will connect into the City's existing major systems.

FY 2018-2019 Water Maintenance Projects

- 8" water main in 3rd Street from SH 78 to Ingram
  - Cost: $300,000
  - Funding Source: Utility Fund
  - Notes: Design in FY 18-19 ($40,000), construction in FY 19-20
- 8" water main in Cartwright from 3rd Street to Big Valley
  - Cost: $196,800
  - Funding Source: Utility Fund
  - Notes: Design in FY 18-19 ($40,000), construction in FY 19-20

FY 2018-2019 Sewer Maintenance Projects

- 8" Sewer main in Natchez Drive from Jefferson to Cornwall
  - Cost: $206,500
  - Funding Source: Utility Fund (funded in FY 17-18)
  - Notes: Design and construction in FY 18-19
- 8" Sewer main from Old City Hall to Sachse Street
  - Cost: $194,600
  - Funding Source: Utility Fund (funded in FY 17-18)
  - Notes: Design complete. Pipe burst project for FY 18-19
- 8" Sewer main in easement from Bonanza Court to Vicksburg Drive
  - Cost: $177,164
  - Funding Source: Utility Fund
  - Notes: Design complete. Pipe burst project for FY 18-19
- Anthony Lane sewer – Williford to Bailey
  - Cost: $250,000
  - Funding Source: Utility Fund
  - Notes: Design in FY 18-19 ($50,000), and construction in FY 19-20

FY 2018-2019 Drainage Projects

- A Stormwater Study was completed in 2017 to identify key expansion and maintenance needs related to public drainage systems
- The Stormwater Utility was adopted in 2017/2018 to fund drainage maintenance projects
- Expansion projects do not have identified funding sources, maintenance projects do
- Staff will continue to work with potential partners to seek opportunities with developers, County/NCTCOG/TxDOT to complete large cost drainage expansion projects as a part of other projects (development, roadway, etc.)

FY 2018-2019 Drainage Expansion Projects

Table 3: Ranking of Projects with Cost				
Rank	Project	Project# ID	Project Description	Project Cost
1	Long Branch Stream Flood Control *	6	Overtopping of US-78	$2,000,000-$3,000,000
2	Merritt Road, Sachse Road, and Willow Lake Improvements	4	Annual maintenance only	<$100,000/year
3	Rowlett Creek Tributary Improvements	1	Annual maintenance only	<$100,000/year
4	Coral Lane/Anthony Road Drainage Easement	7	Channel widening and clearing	<$100,000
5	Vicksburg Drive & Jefferson Drive Channel Improvements	2	Obstruction removal and channel widening	<$100,000
6	Jackson Meadows Pond Erosion Control	5	Erosion control	$100,000-$500,000
7	Spring Meadows Estates Detention Pond Design	8	Pond redesign	<$100,000
8	Long Branch from Dewitt to Ingram	9	Channel design and repair	$1,000,000-$2,000,000

**Note: The Long Branch Stream Flood Control Project includes multiple projects along the Long Branch corridor, from Dewitt Road to the southeastern City limit. Further evaluation will determine the scope of each phase of the project.*

Community Drainage Needs

FY 2018-2019 Drainage Maintenance Projects

- 1 - Vicksburg Drainage Easement
  - Estimate: $100,000
- 2 - Williford/Anthony Creek Maintenance (Phase 2)
  - Estimate: $50,000
- 3 - 6201 & 6205 Anthony Drainage Easement Improvements
  - Estimate: $50,000
- 4 - Floyd Street Drainage Improvements
  - Estimate: $20,000
- 5 - SCS pond erosion protection
  - Estimate: $30,000

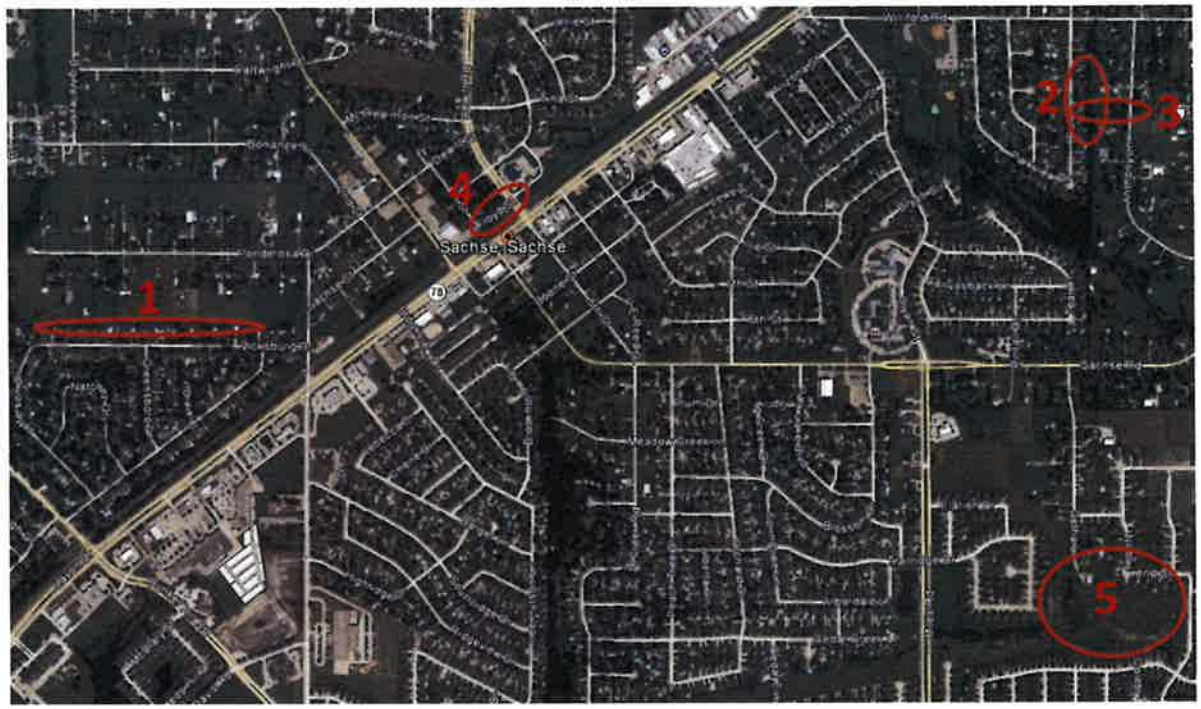

FY 2018-2019 Parks Improvement Projects

- Joe Stone Park Restroom
  - Cost: $110,000
  - Notes: There is no restroom facility currently at the park
- Joe Stone Park Electricity & Lighting
  - Cost: $65,000
  - Notes: Provide lighting at pavilion and trail areas for evening use
- Inclusive Playground – Fire Fighters Park
  - Cost: $50,000
  - Notes: Provide a safe and sensory-rich experience for children of all abilities

FY 2018-2019 Parks Improvement Projects

- Joe Stone Playground Rehabilitation
  - Cost: $70,000
  - Notes: Rehabilitation of aging equipment
- Dave Sanford Park Playground Rehabilitation
  - Cost: $70,000
  - Notes: Rehabilitation of aging equipment

FY 2018-2019 Parks Expansion Projects

- Community Center
  - Cost: TBD
  - Funding Source: General Fund
  - Notes: Design complete, initial bid process complete. Alternates and Value Engineering to be done Summer 2018
- Splash Pad (Future)
  - Cost Estimate: $500,000
  - Funding Source: TBD
  - Notes: Project location not yet determined. Future parks project.
- Heritage Park Expansion Projects (Future)
  - Cost Estimate: $500,000
  - Funding Source: TBD
  - Notes: Project location not yet determined. Future parks project.

Community Center Concept

FY 2018-2019 Trail Expansion Projects

- Muddy Creek Trail – Sachse Road to Pleasant Valley Road
  - Estimated Cost: $695,000
  - Funding Source: Utility Fund
  - Notes: Dual purpose utility access & hike & bike trail along Muddy Creek
- Joe Stone Loop Trail
  - Estimated Cost: $90,000.00
  - Notes: 8' wide trail to form a loop at the park

Next Steps

- Staff is seeking feedback on the proposed project list for FY 2018-2019.
- Staff will return to the City Council with a finalized list and budget for projects in August.
- The final Capital Improvement Plan will be incorporated into the FY 2018-2019 budget.

Sachse TEXAS

Agenda Item Details

Meeting	Sep 04, 2018 - Regular Combined Meeting
Category	10. Regular Agenda Items
Subject	D. Conduct the second public hearing on the proposed tax rate for the 2018-2019 fiscal year.
Access	Public
Type	Discussion, Procedural
Goals	Be a model of financial stewardship through growth management, responsible investment, and financial transparency.

Public Content

BACKGROUND

This is the second of two mandated public hearings on the tax rate when the proposed tax rate exceeds the Effective Tax Rate. The first public hearing was held on August 20, 2018. On August 6, 2018, the City Council approved a motion to place an action item to adopt a tax rate greater than the Effective Tax Rate of 0.705010 per $100 assessed value on the September 17, 2018 City Council agenda.

The Effective Tax Rate is the tax rate that will generate approximately the same amount of tax revenue as the prior year, excluding tax revenue to be raised from new property added to the tax roll this year. The proposed tax rate of 0.720000 is 2.1% greater than the Effective Tax Rate.

POLICY CONSIDERATIONS

If a taxing unit's proposed tax rate is higher than the lower of the Effective Tax Rate or the Rollback Tax Rate, the City Council must hold two public hearings in compliance with Chapter 26 of the Property Tax Code.

RECOMMENDATION

Conduct the second public hearing on the Proposed Tax Rate for the 2018-2019 Fiscal Year.

01.04 Notice Eff Tax Rate.pdf (63 KB)

Accommodation requests for persons with disabilities should be made at least 48 hours prior to the meeting by contacting Lauren Rose, ADA Coordinator, via phone at 972.429.4770, via email at lrose@cityofsachse.com, or by appointment at 3815 Sachse Road, Building B, Sachse, Texas 75048.

NOTICE OF 2018 TAX YEAR PROPOSED PROPERTY TAX RATE FOR CITY OF SACHSE

A tax rate of $0.720000 per $100 valuation has been proposed for adoption by the governing body of City of Sachse. This rate exceeds the lower of the effective or rollback tax rate, and state law requires that two public hearings be held by the governing body before adopting the proposed tax rate.

The governing body of City of Sachse proposes to use revenue attributable to the tax rate increase for the purpose of increasing public safety staffing and improving and expanding streets within the City.

PROPOSED TAX RATE	$0.720000 per $100
PRECEDING YEAR'S TAX RATE	$0.747279 per $100
EFFECTIVE TAX RATE	$0.705010 per $100
ROLLBACK TAX RATE	$0.773924 per $100

The effective tax rate is the total tax rate needed to raise the same amount of property tax revenue for City of Sachse from the same properties in both the 2017 tax year and the 2018 tax year.

The rollback tax rate is the highest tax rate that City of Sachse may adopt before voters are entitled to petition for an election to limit the rate that may be approved to the rollback rate.

YOUR TAXES OWED UNDER ANY OF THE ABOVE RATES CAN BE CALCULATED AS FOLLOWS:

property tax amount= (rate) x (taxable value of your property)/100

For assistance or detailed information about tax calculations, please contact:

John R. Ames, PCC, CTA
Dallas County Tax Assessor/Collector
1201 Elm Street, Suite 2600, Dallas TX
214.653.7811
TNTHELP@dallascounty.org
www.cityofsachse.com

You are urged to attend and express your views at the following public hearings on the proposed tax rate:

First Hearing: August 20, 2018 at 7:30 pm at 3815-B Sachse Rd., Sachse TX 75048.

Second Hearing: September 4, 2018 at 7:30 pm at 3815-B Sachse Rd., Sachse TX 75048.

Sachse TEXAS

Agenda Item Details

Meeting	Sep 04, 2018 - Regular Combined Meeting
Category	10. Regular Agenda Items
Subject	E. Consider appointments to the Tax Increment Financing (TIF) Board.
Access	Public
Type	Action, Discussion
Recommended Action	Make additional appointments to the TIF Board as appropriate.

Public Content

BACKGROUND

In previous years, the annual appointments to the TIF Board have occurred in March and/or April. The TIF Board normally meets only one to two times a year, based on necessity. Due to resignations this year, the TIF Board currently only has three members, and at this time, the City Secretary's Office does not have any applications that indicate the TIF Board as a preferred board.

OVERVIEW

The TIF Board is currently slated to meet at the end of September to conduct their annual meeting. However, the Board currently does not have a quorum and would be unable to meet. The TIF Board must meet to discuss and consider the TIF Annual Report so that the required Annual Report be submitted to the State Comptroller's Office. The City Attorney's Office has indicated that the City Council has the option to appoint staff or City Councilmembers to the TIF Board if they so choose. According to State Law, the TIF Board can consist of at least five and not more than 15 members.

POLICY CONSIDERATIONS

There are no policy considerations affiliated with this item.

RECOMMENDATION

Appoint two (2) additional members to the TIF Board, as appropriate.

Accommodation requests for persons with disabilities should be made at least 48 hours prior to the meeting by contacting Lauren Rose, ADA Coordinator, via phone at 972.429.4770, via email at lrose@cityofsachse.com, or by appointment at 3815 Sachse Road, Building B, Sachse, Texas 75048.

Sachse TEXAS

Agenda Item Details

Meeting	Sep 04, 2018 - Regular Combined Meeting
Category	10. Regular Agenda Items
Subject	F. Receive presentation regarding the 2018 National Night Out.
Access	Public
Type	Information
Goals	Meet the public safety needs of a growing citizen, student, and business population.

Public Content

BACKGROUND
National Night Out began with the National Association of Town Watch in 1984. The City of Sachse has a long history of participating in this event which encourages residents to get involved in the prevention of crime in their community, interact with their neighbors, and build partnerships with the police department.

OVERVIEW
Assistant Chief Baxter will provide an overview of this year's National Night Out event inclusive of Public Safety Day and the Senior Center Safety Symposium, which leads up to National Night Out. During National Night Out, elected officials and staff will attend neighborhood block parties to promote community spirit and the police department will collect non-perishable food items for donation to the Five Loaves Food Pantry.

POLICY CONSIDERATIONS
There are no policy considerations affiliated with this item.

RECOMMENDATION
Receive presentation regarding the 2018 National Night Out.

NNO 2018- Presentation.pdf (2,313 KB)

Accommodation requests for persons with disabilities should be made at least 48 hours prior to the meeting by contacting Lauren Rose, ADA Coordinator, via phone at 972.429.4770, via email at lrose@cityofsachse.com, or by appointment at 3815 Sachse Road, Building B, Sachse, Texas 75048.

Sachse Police Department
National Night Out
Tuesday, October 2, 2018

History

- Formed as an event by the National Association of Town Watch in 1984
- Opportunity for neighbors to meet one another
- Increase interaction and communication among citizens, police, and City leaders
- Build relationships of trust and respect
- Encourage citizens to become involved in the prevention of crime in their community

What to Expect

- Attendance at Block Parties by City Council and members of Police/Fire/City Staff
- Police Motorcycle/Squad Car Visits
- Fire Department Apparatus
- Canned Food Drive
- Public Safety Day
- Senior Center Safety Event

2018 Public Safety Day

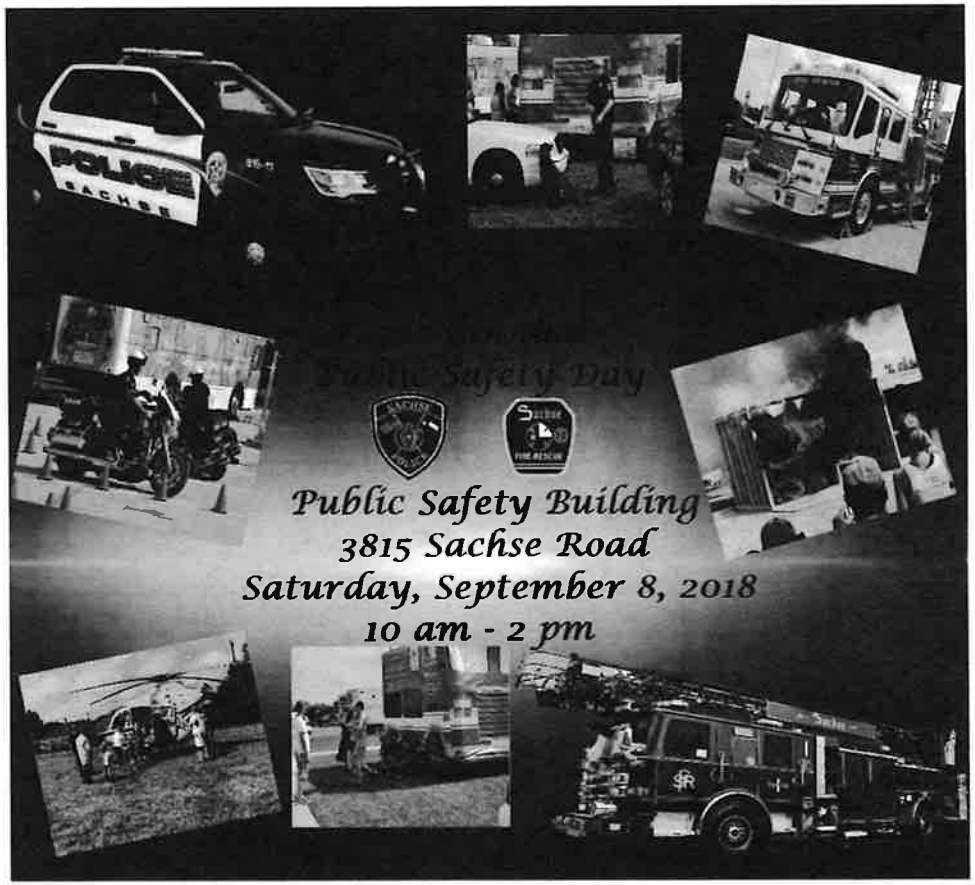

2018 Public Safety Day

Saturday, September 8, 10:00 a.m. – 2:00 p.m.

- Police/Fire Vehicle and Equipment Displays
- CPR, K-9, Fingerprinting, and Motorcycle Demonstrations
- Texas DPS Helicopter
- Carter Blood Care Battle of the Badges
- Sachse Animal Shelter Pet Adoption
- Kid Print/DNA Packets
- Volunteers in Policing-CERT-RACES
- Department and Station Tours
- Bounce House, Dunking Booth, Food/Drinks for all

Senior Center Pre-NNO Event

Wednesday, September 24, 10:15-11:15 a.m.

- Presentations by Police and Fire Departments
- Recognition and Prevention of Phone/Internet Scams
- Construction and Home Repair Scams
- Home Security Enhancements
- Lock Box, Medication Disposal, E-watch, Video Crime Watch Programs
- Smoke Detector/Fire Safety Programs
- Trip and Fall Hazard Mitigation

Block Party Registration

- Contact Sgt. James G. Wills
  - jwills@cityofsachse.com
  - 469-429-9826
  - Police Department Homepage

- 2017: 13 Parties across the community

2018

- Turn Your Front Porch Light ON
- Attend a Block Party
- Have Fun!!


NATIONAL
NIGHT OUT
35TH
ANNIVERSARY
2018

Sachse TEXAS

Agenda Item Details

Meeting	Sep 04, 2018 - Regular Combined Meeting
Category	10. Regular Agenda Items
Subject	G. Discuss and consider a resolution for a 3D Printer Use Policy for the Library.
Access	Public
Type	Action, Discussion
Recommended Action	Approve the resolution for the 3D Printer Use Policy as presented.
Goals	Provide excellent government services to Sachse citizens. Provide a high quality of life environment for families, individuals, businesses, and other organizations in Sachse.

Public Content

BACKGROUND

In August 2018, the Friends of the Sachse Public Library voted to fund the purchase of a new 3D printer for the Library, which will be used to offer 3D printing services to Library patrons. The 3D Printer Use Policy provides instructions on who may access the Library's 3D printing services, specifies the types of printed objects that are prohibited, provides guidelines for approval of designs by Library staff, and includes a process for notifying patrons and holding items for pick-up.

OVERVIEW

Library staff reviewed multiple 3D printing policies and usage fees from public libraries in the DFW area and created a new 3D Printer Use Policy.

POLICY CONSIDERATIONS

The proposed 3D Printer Use Policy was recommended to the City Council by the Library Board at the August 13, 2018 meeting. The fees for the Library's 3D printing service are included in the proposed 2019 Master Fee Schedule.

RECOMMENDATION

Staff recommends approval of a resolution for the 3D Printer Use Policy.

Library 3D Printer Use Policy.pdf (350 KB)

Library 3D Printer Use Policy Presentation.pdf (432 KB)

Resolution - 3D Printer Policy.pdf (181 KB)

Accommodation requests for persons with disabilities should be made at least 48 hours prior to the meeting by contacting Lauren Rose, ADA Coordinator, via phone at 972.429.4770, via email at lrose@cityofsachse.com, or by appointment at 3815 Sachse Road, Building B, Sachse, Texas 75048.

Library 3D Printer Use Policy

SEPTEMBER 4, 2018

Donation by the Friends of the Library

The Friends of the Library have voted to donate funds for the purchase of a new 3D printer for the Library.

After researching several 3D printer models, the PolyPrinter 229, manufactured by the PolyPrinter company in Midlothian, was selected due to its high performance and ability to utilize multiple types of filament.

The donation of $3,690.00 will fund the purchase of the following:

- PolyPrinter 229 3D Printer ($2,895.00)
- PolyPrinter Owner's Kit ($125.00)
- Setup charge ($10.00)
- Initial Staff Training ($180.00)
- 1 year of on-site service ($480.00)

3D Printing Basics

1. Designs are created using a CAD (Computer-Assisted Design) program.
2. Proprietary software "slices" the design into layers for printing the part from the bottom-up.
3. The printer creates the 3D object by heating and extruding a plastic filament in layers. Various filaments may be used, including PLA and ABS plastics.





3D Printer Use Policy

- Patrons must be 18 years or older and have a Sachse Public Library card in good standing to utilize the Library's 3D printing service. Files to be printed may be submitted in the form of an .stl file.

- Patrons may not use the 3D printer to create objects that are:
  - Prohibited by local, state, or federal law
  - Unsafe, harmful, dangerous, or poses an immediate threat to the well-being of others
  - Obscene, disparaging, or otherwise inappropriate for the library environment
  - In violation of another's intellectual property rights, including materials that are subject to copyright, patent, or trademark protection
  - Too large or too detailed to be completed during hours in which the Library is open

3D Printer Use Policy

- The Sachse Public Library reserves the right to refuse any 3D print request.
- The Sachse Public Library reserves the right to limit commercial or other use in connection with making the 3D printer available to all patrons.
- Patrons are responsible for the design of objects to be printed, and staff will not modify designs for any reason. Library staff will notify patrons if a design is unprintable.
- Library staff will notify patrons once their print has been completed and the item is ready for pick-up. Items not picked-up by the patron within seven days will become property of the Library, and the printing fees will be added to the patron's library card account.

Fee Detail

- Proposed fee is $0.15 per gram, with a minimum charge of $1.50
  - This is in-line with the fees that other DFW libraries charge for the same service
- Fee allows the City to recover costs of materials needed to print as well as help to cover the future replacements of printer components
  - Cost of a 1kg of filament is $45 and replacement extruders (similar to a print head on a normal printer) cost $250
  - Staff anticipates that the extruder will be replaced once a year

Council Discussion

RESOLUTION NO. _____

A RESOLUTION OF THE CITY COUNCIL OF THE CITY OF SACHSE, TEXAS, APPROVING THE SACHSE PUBLIC LIBRARY 3D PRINTER POLICY FOR THE 3D PRINTER PURCHASED BY THE FRIENDS OF THE LIBRARY; AND PROVIDING FOR AN EFFECTIVE DATE.

WHEREAS, the City of Sachse, Texas, desires to provide effective and efficient library services to meet the needs of its citizens; and

WHEREAS, the City Council of the City of Sachse has been presented with the Sachse Public Library 3D Printer Policy (the "Policy") that has been approved by the Library Board for the 3D printer purchased by the Friends of the Library; and

WHEREAS, upon full review and consideration of the Policy and all matters related thereto, the City Council is of the opinion and finds that the Policy should be approved and adopted by the Sachse Public Library.

NOW, THEREFORE, BE IT RESOLVED BY THE CITY COUNCIL OF THE CITY OF SACHSE, TEXAS, THAT:

SECTION 1. The Policy attached hereto as Exhibit "A," is approved and shall be adopted by the City of Sachse.

SECTION 2. This Resolution shall take effect immediately from and after its passage, and it is accordingly so resolved.

DULY RESOLVED AND ADOPTED by the City Council of the City of Sachse, Texas, this the _____ day of _____, 2018.

CITY OF SACHSE, TEXAS

_____

Mike J. Felix, Mayor

ATTEST:

_____

Michelle Lewis Sirianni, City Secretary

EXHIBIT "A"
SACHSE PUBLIC LIBRARY 3D PRINTER POLICY

Sachse Public Library 3D Printer Use Policy

- Patrons 18 years of age and older who have a Sachse Public Library card in good standing may submit a design in the form of an .stl file to be printed using the Library's 3D printer. Patrons with expired library cards or owing fines greater than $5.00 will not be permitted to use the Library's 3D printing services until such time as they have an active Sachse Public Library card with a balance of less than $5.00.

- Patrons may not use the 3D printer to create objects that are:
    - Prohibited by local, state, or federal law
    - Unsafe, harmful, dangerous or poses an immediate threat to the well-being of others
    - Obscene, disparaging, or otherwise inappropriate for the library environment
    - In violation of another's intellectual property rights, including materials that are subject to copyright, patent, or trademark protection
    - Too large or too detailed to be completed during hours in which the Library is open

- The Sachse Public Library reserves the right to refuse any 3D print request.

- The Sachse Public Library reserves the right to limit commercial or other use in connection with making the 3D printer available to all patrons.

- Patrons are responsible for the design of objects to be printed, and staff will not modify designs for any reason. Library staff will notify patrons if a design is unprintable.

- Library staff will notify patrons once their print has been completed and the item is ready for pick-up. Items not picked-up by the patron within seven days will become property of the Library, and the printing fees will be added to the patron's library card account.

Sachse TEXAS

Agenda Item Details

Meeting	Sep 04, 2018 - Regular Combined Meeting
Category	11. Executive Session
Subject	A. The City Council shall convene into Executive Session pursuant to the Texas Government Code, Section §551.072, for the purpose of Deliberations regarding the purchase, exchange, lease, or value of real property generally located along Sachse Road, near Merritt Road.
Access	Public
Type	Information

Public Content

BACKGROUND
The City Council will be provided an update on a proposed property acquisition.

POLICY CONSIDERATIONS
There are no policy considerations affiliated with this item.

RECOMMENDATION
Conduct Executive Session as appropriate.

Accommodation requests for persons with disabilities should be made at least 48 hours prior to the meeting by contacting Lauren Rose, ADA Coordinator, via phone at 972.429.4770, via email at lrose@cityofsachse.com, or by appointment at 3815 Sachse Road, Building B, Sachse, Texas 75048.

Sachse TEXAS

Agenda Item Details

Meeting	Sep 04, 2018 - Regular Combined Meeting
Category	11. Executive Session
Subject	B. The City Council shall convene into Executive Session pursuant to Texas Government Code Section §551.087 Economic Development Deliberations: Discussion of a Development Agreement between the City of Sachse and PMB Acquisitions LLC and/or its affiliates to provide incentives related to the development of approximately 118 acres of land within the PGBT Area Zoning District.
Access	Public
Type	Discussion

Public Content

Conduct Executive Session and take any action necessary as a result.

Accommodation requests for persons with disabilities should be made at least 48 hours prior to the meeting by contacting Lauren Rose, ADA Coordinator, via phone at 972.429.4770, via email at lrose@cityofsachse.com, or by appointment at 3815 Sachse Road, Building B, Sachse, Texas 75048.

Sachse TEXAS

Agenda Item Details

Meeting	Sep 04, 2018 - Regular Combined Meeting
Category	11. Executive Session
Subject	C. The City Council shall convene into Executive Session pursuant to the Texas Government Code, Section §551.074: Personnel - regarding the annual review of the City Secretary.
Access	Public
Type	Discussion, Procedural

Public Content

BACKGROUND

Historically, the City Council has conducted a performance review of the City Secretary every six months from the date of hire. Currently, the annual review of the City Secretary is conducted in September and the mid-year review is conducted in March.

POLICY CONSIDERATIONS

There are no policy considerations affiliated with this item.

RECOMMENDATION

Conduct Executive Session as appropriate.

Accommodation requests for persons with disabilities should be made at least 48 hours prior to the meeting by contacting Lauren Rose, ADA Coordinator, via phone at 972.429.4770, via email at lrose@cityofsachse.com, or by appointment at 3815 Sachse Road, Building B, Sachse, Texas 75048.